



***oprema kontaktne
mreže***

***contact network
accessories***

SADRŽAJ - CONTENT



**Nosive konstrukcije
i pričvrsnici**

**Suspension structures
and fasteners**

1

**Tipiska rješenja
konzola**

**Cantilever type
solutions**

2

**Ovjesna
oprema**

**Suspension
accessories**

3

**Oprema
za zatezanje**

**Tension
accessories**

4

**Oprema
za vozni vod**

**Contact line
accessories**

5

**Rastavljači i odvodnici
prednapona**

**Switch - disconnectors
and surge arresters**

6

Izolatori

Insulators

7

DJELATNOST DALEKOVODA

DALEKOVOD d.d. već pola stojićea projektira i gradi dalekovode i transformatorske stanice, te proizvodi ovjesnu i spojnu opremu, rešetkaste i rasvjetne stupove i drugu metalnu konstrukciju.

Projektiranje:

- niskonaponskih mreža,
- dalekovoda do 500 kV,
- transformatorskih stanica do 500 kV,
- rasvjete prometnica, sportskih terena i drugih objekata,
- stupova za dalekovode, antena, te čeličnih konstrukcija za druge namjene,
- kontaktne mreže za elektrifikaciju željeznica,
- podzemnih i podmorskih elektro-energetskih kabela

Proizvodnja:

- ovjesne i spojne opreme za dalekovode i transformatorske stanice do 500 kV,
- opreme za kontaktnu mrežu za elektrifikaciju željeznica,
- čelično rešetkastih stupova za dalekovode, antena, portala i postolja aparata za transformatorske stanice,
- poligonalnih limenih stupova za rasvjetu prometnica, sportskih objekata, željezničkih stanica i dr.,
- čeličnih konstrukcija raznih namjena,
- čeličnih zaštitnih ograda za cestovne prometnice,
- svih vrsta odljevaka od obojenih metala

Izgradnja:

- niskonaponskih mreža,
- srednjenaponskih vodova,
- visokonaponskih vodova do 500 kV,
- transformatorskih stanica do 500 kV,
- rasvjete prometnica i tunela,
- polaganje svih vrsta podzemnih i podmorskih kabela,
- montaža antena,
- montaža metalnih konstrukcija raznih namjena,
- montaža kontaktne mreže za elektrifikaciju željeznica,
- montaža odbojne ograde za prometnice,
- montaža opreme za ventilaciju u tunelima,
- montaža opreme za signalizaciju, zaštitu od požara i vatrodjavu na prometnicama kao i oprema za sustav daljinskog upravljanja.

Polustoljetno iskustvo u razvoju, konstrukciji i proizvodnji ovjesne i spojne opreme za dalekovode i transformatorske stanice, te rezultati ispitivanja i iskustvo iz izgradnje i eksploatacije daju garanciju kvalitete, pouzdanosti i funkcionalnosti opreme u pogonu.

DALEKOVOD d.d. je jedna od vodećih svjetskih tvrtki za proizvodnju ovjesne i spojne opreme, potpuno izvozno orijentirana, tako da danas oko 80 % svojih proizvoda prodaje na međunarodnom tržištu.

Proizvodni program ovjesne i spojne opreme temelji se na vlastitom istraživanju, razvoju i unapređenju, tj. DALEKOVOD d.d. nema nikakvih licencnih obaveza.

Proizvodi koji su obuhvaćeni proizvodnim programom proizvode se u vlastitim proizvodnim pogonima i pri tome se koriste tehnologije kovanja, lijevanja, strojne obrade, varenja, pjeskarenja, plastificiranja, kompletaža i drugo.

DALEKOVOD d.d. u vlastitim radionicama izrađuje sve potrebne alate, naprave i pomagala koji su potrebni za navedene tehnološke procese.

ACTIVITIES OF DALEKOVOD

For half of century DALEKOVOD d.d., a joint stock company, has been designing, building and erecting transmission lines and substations and has been manufacturing suspension and jointing equipment, steel lattice and lighting towers and other metal structures.

Designs:

- low voltage networks,
- transmission lines up to 500 kV,
- substations up to 500 kV,
- lighting of roads, sport grounds and other facilities,
- transmission line towers, antennas and steel structures for various purposes
- contact network for railway electrification,
- underground and submarine electro-energetic cables.

Production:

- suspension and jointing equipment for transmission lines and substations up to 500 kV,
- contact network accessories for railway electrification,
- steel lattice towers for transmission lines, antennas, portals and supports of electrical apparatus for substations
- polygonal and tube poles for lighting of roads, sport grounds, railway stations etc.,
- steel structures for various purposes,
- steel shock barriers for roads and highways,
- all type of nonferrous metal castings.

Erection:

- low voltage networks,
- medium voltage transmission lines,
- high voltage transmission lines up to 500 kV,
- substations up to 500 kV,
- road and tunnel lighting,
- laying of all types of underground and submarine cables,
- mounting of antennas,
- mounting of metal structures for various purposes,
- mounting of contact network for roads and highways,
- mounting of contact network for railway electrification,
- mounting of the equipment for tunnel ventilation,
- mounting of signalization, fire protection and fire alarm equipment on roads as well as remove control equipment.

Our half century long experience in development, design and production of suspension and jointing equipment, testing results and experience from building and servis of transmission lines are a guarantee of the quality, reliability and functionality of this equipment.

DALEKOVOD d.d. is today one of the leading worldwide companies in production of suspension and jointing equipment, mainly oriented for export, so that today about 80% of products is assigned for international market.

Production program of suspension and jointing accessories is established on own research, development and improvement, i.e. DALEKOVOD d.d. has not any licence obligations.

Products from our production program have been manufactured in own production workshops by means of technologies for forging, casting, mechanical processing, welding, sand blasting, hot dip galvanizing, mounting and other.

DALEKOVOD d.d. in own production has special tool workshop for production of all tools, devices and facilities which are necessary for quoted technologies.

Osiguranje kvalitete je organizirano prema odredbama standarda ISO 9001, a što predpostavlja angažiranost svih učesnika procesa rada te svih službi na postizanju kvalitete proizvoda.

Sva potrebna ispitivanja, razvojna, tipska i rutinska i ispitivanja pri tehničkim preuzimanjima, izvode se u vlastitim laboratorijima, tj. u elektro-mehaničkom i kemijskom laboratoriju te na ispitnim poligonima.

Ovaj katalog opreme kontaktne mreže za elektrifikaciju željeznica jednofaznog sustava 25 kV, 50 Hz sadrži crteže sklopova i sastavnih dijelova opreme kontaktne mreže električnih željeznica.

DALEKOVOD d.d. je specijalizirana tvrtka za projektiranje, konstruiranje, proizvodnju i montažu opreme kontaktne mreže za:

- elektrifikaciju novih željezničkih pruga
- zamjenu opreme pri održavanju postojeće kontaktne mreže

Oprema kontaktne mreže projektirana je u skladu sa preporukama i standardima razvijenih europskih zemalja.

DALEKOVOD d.d. ima dugogodišnje iskustvo u projektiranju i montaži kontaktnih mreža, a jednako tako u razvoju i proizvodnji opreme za ovaj tip električne mreže.

U katalogu su data tehnička rješenja za konzole, nosive konstrukcije i pričvršnike, ovjesnu i zateznu opremu te opremu za vozni vod.

Za ovjesnu i spojnu opremu koja nije obuhvaćena katalogom potrebno je dostaviti zahtjev s odgovarajućom tehničkom dokumentacijom, a na temelju koje mogu se izraditi nacrti i ponudu zahtjevanje opreme.

Quality assurance has been organized according to ISO 9001 standard regulations and it includes engagement of all participants in the work process as well as all departments to achieve quality assurance.

All necessary testing, developing, type, routine and testing at technical acceptance are carried out in electro-mechanical and chemical laboratories and testing fields.

This catalogue of contact network accessories for railway electrification of single phase system 25 kV, 50 Hz contains drawings of assemblies and relevant components of the contact network of electrical railways.

DALEKOVOD d.d. is specialized company for design, construction, production and erection of the contact network accessories for:

- electrification of new railways,
- replacement of accessories at maintenance of the existing contact network

Contact network accessories is designed according to recommendations and standards of european countries.

DALEKOVOD d.d. has a long time experience in design and erection of contact networks, and also in development and production of the accessories for this type of network.

In catalogue has given technical solutions for cross arms, suspension structures and fasteners, suspension and tension accessories and contact line accessories.

For contact network accessories which are stated in this catalogue it is necessary to send an inquiry with relevant technical documentation as the base for preparation of drawings and complete offer.

ISO 9001



ISO 14001



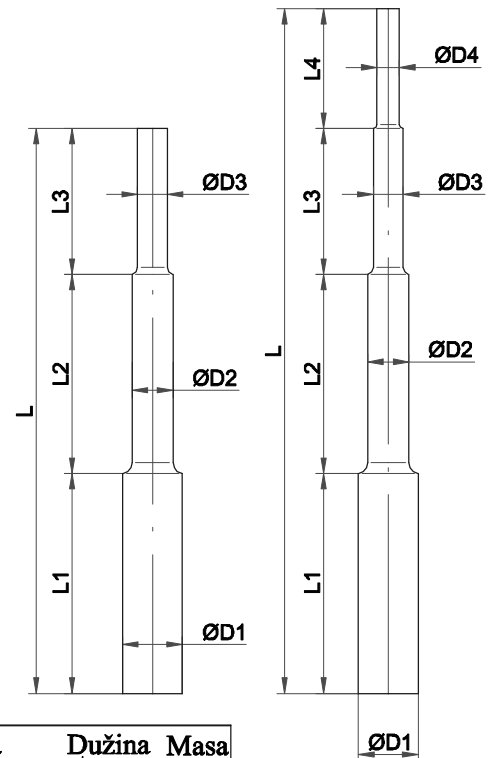
1

NOSIVE KONSTRUKCIJE I PRIČVRSNICI

SUSPENSION STRUCTURES AND FASTENERS

**CIJEVNI STUPOVI
TUBULAR POLES**

Materijal: čelik DIN 17100, vruće pocinčan
Material : steel DIN 17100, hot dip galvanized

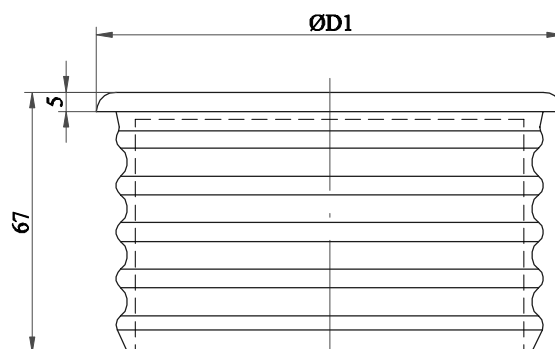


| Kat.br. Cat. No. | Tip stupa Pole type (mm) | Debljina stijenke Pole thickness (mm) | Promjer segmenta Diameter | | | | Dužina segmenta Length | | | | Dužina stupa Pole length L (mm) | Masa Mass (kg) |
|---------------------|--------------------------------------|---|------------------------------|------------|-----|-------|---------------------------|------------|------|------|--|----------------------|
| | | | D1 | D2 (mm) | D3 | D4 | L1 | L2 (mm) | L3 | L4 | | |
| | | | 101300 | Z1 | 5,5 | 193,7 | 150 | 120 | | 4200 | | |
| 101400 | Z2 | 5,5 | 219,1 | 180 | 135 | | 4200 | 2300 | 2500 | | 9000 | 229 |
| 101500 | Z3 | 6,0 | 219,1 | 180 | 135 | | 4200 | 2300 | 2500 | | 9000 | 249 |
| 101600 | Z4 | 5,5 | 244,5 | 200 | 165 | | 4200 | 2300 | 2500 | | 9000 | 260 |
| 101700 | Z5 | 7,0 | 323,9 | 230 | 165 | | 4200 | 2300 | 2500 | | 9000 | 385 |
| 101800 | Z6 | 5,5 | 273,0 | 210 | 165 | 135 | 4200 | 2300 | 2600 | 1900 | 11000 | 324 |
| 101900 | Z7 | 7,0 | 323,9 | 230 | 165 | 135 | 4200 | 2300 | 2600 | 1900 | 11000 | 440 |
| 104900 | Z10 | 4,5 | 152 | 127 | 102 | | 4000 | 2500 | 1500 | | 8000 | 116 |
| 104800 | Z11 | 7,0 | 305 | | | | 4200 | | | | 4200 | 230 |

| Kat.br. Cat. No. | Tip stupa Pole type | Debljina stijenke Pole thickness (mm) | Promjer segmenta Diameter | | | Dužina segmenta Length | | | Dužina stupa Pole length L (mm) | Masa Mass (kg) |
|---------------------|------------------------------|---|------------------------------|------------|------|---------------------------|------------|------|--|----------------------|
| | | | D1 | D2 (mm) | D3 | L1 | L2 (mm) | L3 | | |
| | | | SO1 | | 5,25 | 177,8 | 154 | 130 | | |
| SO2 | | 6,0 | 193,7 | 159 | 130 | 4000 | 2500 | 2350 | 8850 | 232 |
| SO3 | | 6,3 | 244,5 | 191 | 159 | 4300 | 2500 | 2350 | 9150 | 285 |
| SO4 | | 6,5 | 267,0 | 191 | 159 | 4400 | 2500 | 2350 | 9250 | 353 |
| SO5 | | 6,3 | 244,5 | 191 | 159 | 4400 | 2500 | 2250 | 9150 | 292 |
| SO6 | | 7,1 | 244,5 | 191 | 159 | 4500 | 2400 | 2250 | 9150 | 344 |
| SO7 | | 7,1 | 267,0 | 191 | 159 | 4600 | 2400 | 2250 | 9250 | 370 |
| SO8 | | 4,5 | 267,0 | 216 | 159 | 4600 | 2500 | 2250 | 9350 | 498 |
| SO11 | | 8,8 | 244,5 | 219,1 | 159 | 6300 | 4500 | 1700 | 12350 | 615 |
| SO12 | | 11,0 | 267,0 | 193,7 | 159 | 6500 | 4500 | 1700 | 12500 | 789 |
| SO13 | | 7,1 | 267,0 | 193,7 | | 11200 | 1700 | | 12700 | 599 |
| SO14 | | 11,0 | 267,0 | 193,7 | | 11200 | 1700 | | 12900 | 926 |

ČEP ZA CIJEVNI STUP STOPPER FOR TUBULAR POLES

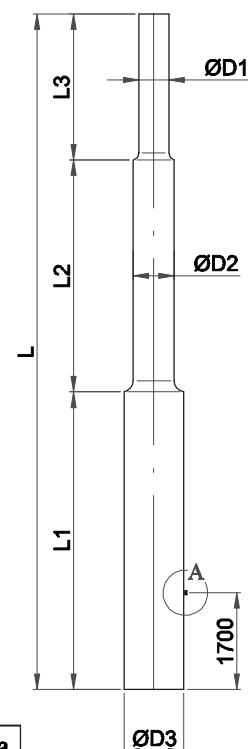
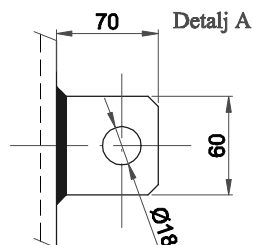
Materijal: PVC
Material : PVC



| Kat.br. Cat. No. | Za stup For tubular pole | Promjer Diameter D ₁ (mm) |
|---------------------|-----------------------------|---|
| 64.101.400A | Ø102 | 102 |
| 64.101.400B | Ø120 | 120 |
| 64.101.400C | Ø130 | 130 |
| 64.101.400D | Ø135 | 135 |
| 64.101.400E | Ø160 | 160 |
| 64.101.400F | Ø165 | 165 |
| 64.101.400G | Ø216 | 216 |

**CIJEVNI STUPOVI
TUBULAR POLES**

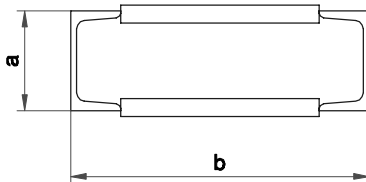
Materijal: čelik DIN 17100, vruće pocinčan
Material : steel DIN 17100, hot dip galvanized



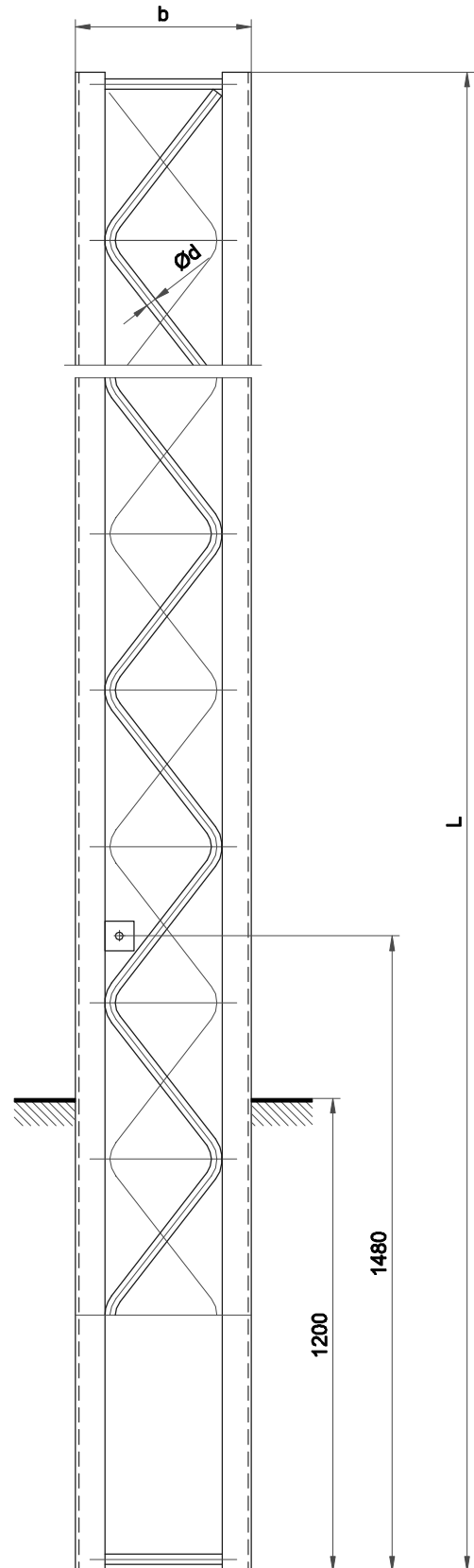
| Kat.br. Cat. No. | Tip stupa Pole type | Debljina stijenke Pole thickness (mm) | Promjer segmenta Diameter | | | Dužina segmenta Length | | | Dužina stupa Pole length L (mm) | Masa Mass (kg) |
|---------------------|------------------------------|---|------------------------------|------------|-----|---------------------------|------------|------|--|----------------------|
| | | | D1 | D2 (mm) | D3 | L1 | L2 (mm) | L3 | | |
| | | | | | | | | | | |
| M34 | | 5 | 130 | 190 | 241 | 3900 | 2800 | 2200 | 8900 | 213 |
| M46 | | 7 | 130 | 190 | 241 | 3900 | 2800 | 2200 | 8900 | 283 |
| M57 | | 9 | 130 | 190 | 241 | 3900 | 2800 | 2200 | 8900 | 370 |
| M34e | | 5 | 130 | 190 | 241 | 4200 | 2800 | 2200 | 9200 | 223 |
| M46e | | 7 | 130 | 190 | 241 | 4200 | 2800 | 2200 | 9200 | 295 |
| M57e | | 9 | 130 | 190 | 241 | 4200 | 2800 | 2200 | 9200 | 386 |
| M110k | | 7 | 216 | 267 | 318 | 4900 | 3550 | 750 | 9200 | 503 |
| M110 | | 7 | 216 | 267 | 318 | 6000 | 3550 | 1450 | 11000 | 550 |
| M135 | | 8,5 | 216 | 267 | 318 | 6000 | 3550 | 1450 | 11000 | 660 |
| M160 | | 10 | 216 | 267 | 318 | 6000 | 3550 | 1450 | 11000 | 770 |
| M4 | | 5,5 | 100 | 120 | 140 | 4300 | 2500 | 2000 | 8800 | 145 |
| M8 | | 9 | 160 | 215 | 270 | 6000 | 3550 | 1450 | 11000 | 570 |
| M8a | | 9 | 160 | 215 | 270 | 4750 | 3550 | 1200 | 9500 | 488 |
| M8d | | 9 | 160 | 215 | 270 | 6000 | 3550 | 3450 | 13000 | 635 |
| M13 | | 6 | 130 | 160 | 184 | 4200 | 2750 | 2250 | 9200 | 240 |
| M14 | | 6,5 | 130 | 190 | 230 | 4200 | 2750 | 2250 | 9200 | 310 |
| M18 | | 6 | 160 | 215 | 270 | 4650 | 3550 | 1200 | 9400 | 361 |
| M26d | | 5 | 130 | 190 | 229 | 3700 | 2750 | 2250 | 8700 | 196 |
| M27d | | 5,5 | 130 | 190 | 229 | 3700 | 2750 | 2250 | 8700 | 221 |
| M28d | | 6,5 | 130 | 190 | 229 | 3700 | 2750 | 2250 | 8700 | 260 |

ČELIČNO REŠETKASTI STUPOVI OD 2 U PROFILA LATICE POLE OF TWO U PROFILES

Materijal: èelik DIN 17100, vruæe pocinèan
Material : steel DIN 17100, hot dip galvanized



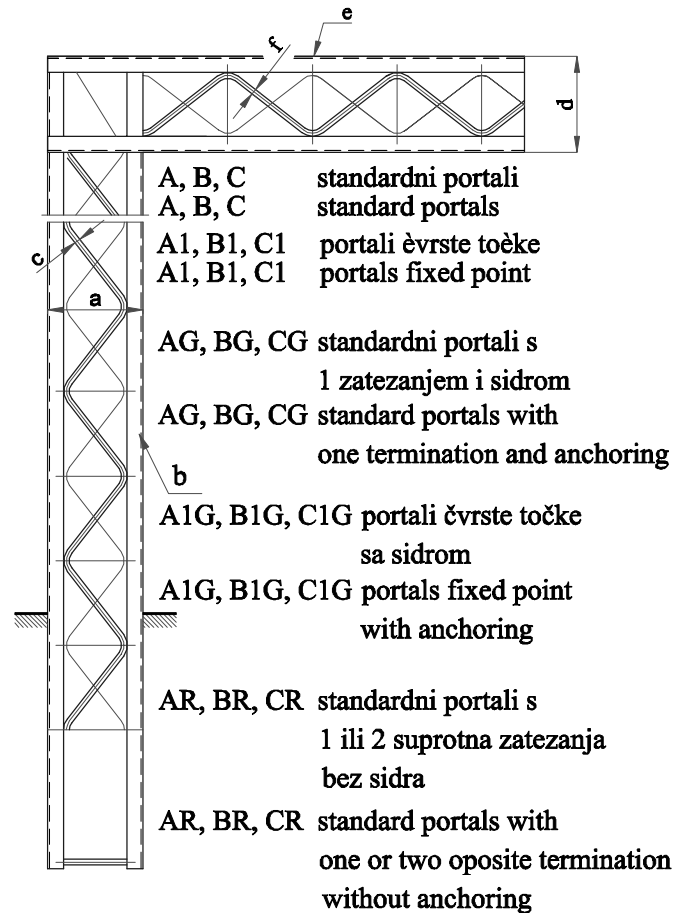
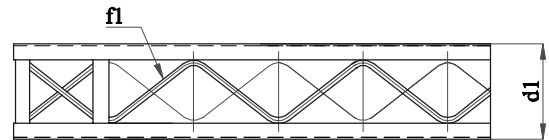
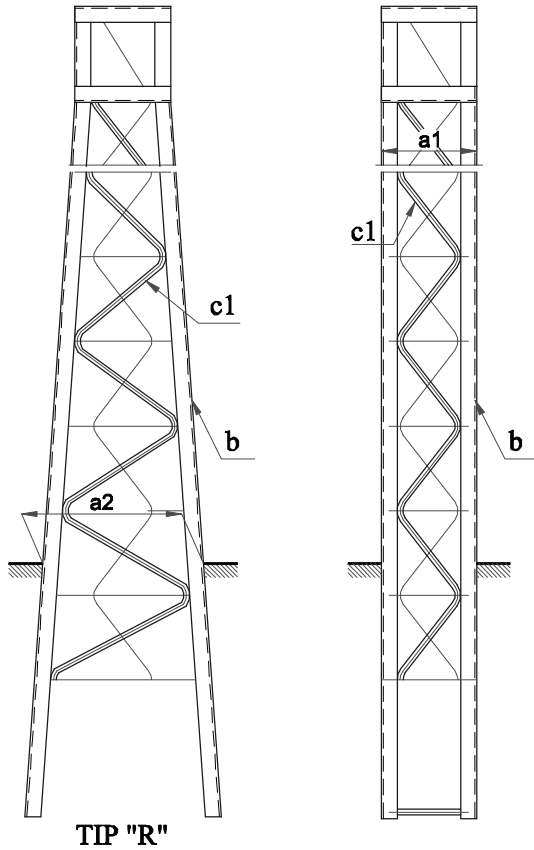
| Kat.br. Cat. No. | Tip stupa Column type | Profil Profile | Dimenzije Dimensions | | | Dužina stupa Pole length L (mm) | Masa Mass (kg) |
|---------------------|--------------------------------|-------------------|-------------------------|-----------|----|--|----------------------|
| | | | a | b (mm) | d | | |
| 100100 | U8 | U8 | 80 | 300 | 13 | 9100 | 200 |
| 100200 | U10 | U10 | 100 | 300 | 15 | 9100 | 235 |
| 100300 | U12 | U12 | 120 | 300 | 17 | 9100 | 290 |
| 100400 | U12V | U12 | 120 | 300 | 17 | 11000 | 350 |
| 100500 | U14 | U14 | 140 | 350 | 19 | 9100 | 355 |
| 100600 | U14V | U14 | 140 | 350 | 19 | 11000 | 430 |
| 100700 | U16 | U16 | 160 | 350 | 20 | 9100 | 410 |
| 100800 | U16V | U16 | 160 | 350 | 20 | 11000 | 495 |
| 100900 | U18 | U18 | 180 | 400 | 21 | 9100 | 480 |
| 101000 | U18V | U18 | 180 | 400 | 21 | 11000 | 580 |
| 101100 | U20 | U20 | 200 | 400 | 21 | 9100 | |
| 101200 | U20V | U20 | 200 | 400 | 22 | 11000 | 660 |



KRUTI PORTALI OD 4 L PROFILA RIGIDE PORTALS OF 4 L PROFILES

Materijal: čelik DIN 17100, vruće pocinčan

Material : steel DIN 17100, hot dip galvanized



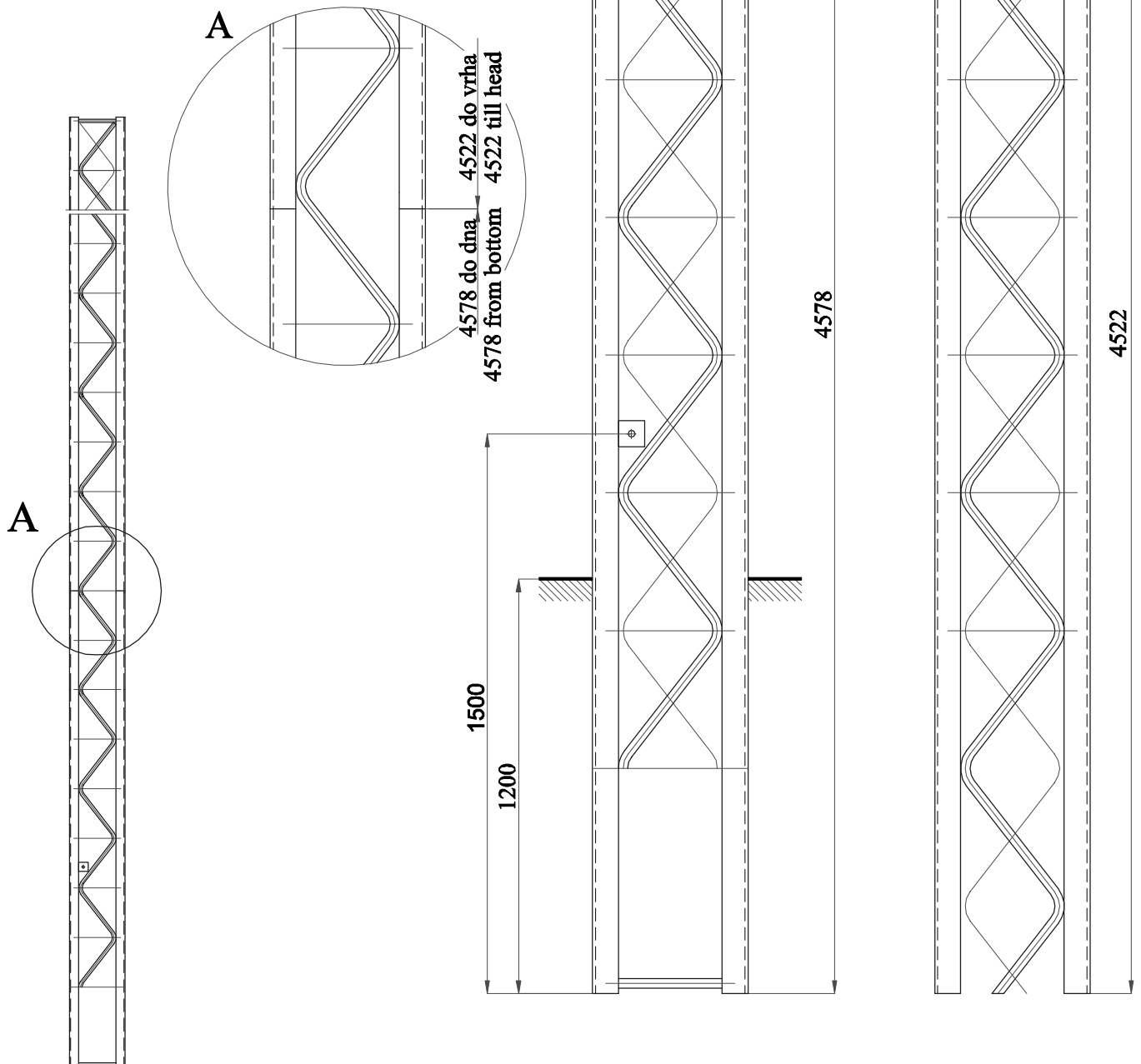
| Kat.br. / Tip Cat.No. / stupa / Column type | Tip portala/ Portal type | Raspon / Span (m) | Stup / Column | | | Greda / Beam | | | | | | | | |
|--|-----------------------------------|-------------------------|---------------|---------|---------|--------------|------|-------|-------|-----|---------|-------|------|-------|
| | | | a | b | c | a1 | a2 | c1 | d | e | f | d1 | f1 | |
| | | | (mm) | | | | | | | | | | | |
| 102800 | A | A | 400 | L60x6 | Ø16 | 480 | | Ø16 | | | | | | |
| | | AG | 14-22 | 400 | L65x7 | Ø16 | 480 | | Ø16 | 480 | L60x6 | Ø16 | 480 | Ø16 |
| | | AR | | 400 | L80x10 | Ø16 | 480 | 1100 | L45x5 | | | | | |
| 103100 | A1 | A1 | 430 | L75x10 | Ø16 | 1000 | | L45x5 | | | | | | |
| | | A1G | 14-22 | 430 | L80x10 | Ø16 | 1000 | | L45x5 | 510 | L75x10 | Ø16 | 1000 | L50x6 |
| | | | | | | | | | | | | | | |
| 102900 | B | B | 500 | L70x7 | Ø18 | 700 | | L45x5 | | | | | | |
| | | BG | 18,5-27 | 500 | L70x9 | Ø18 | 700 | | L45x5 | 700 | L70x7 | Ø18 | 700 | L45x5 |
| | | BR | | 500 | L90x11 | Ø18 | 700 | 1200 | L50x5 | | | | | |
| 103200 | B1 | B1 | 520 | L80x12 | Ø18 | 1200 | | L55x6 | | | | | | |
| | | B1G | 18,5-27 | 520 | L90x11 | Ø18 | 1200 | | L55x6 | 720 | L80x12 | Ø18 | 1200 | L55x6 |
| | | | | | | | | | | | | | | |
| 103000 | C | C | 600 | L80x10 | L45x5 | 920 | | L45x5 | | | | | | |
| | | CG | 24-36 | 600 | L80x10 | L45x5 | 920 | | L45x5 | 920 | L80x10 | L50x5 | 920 | L45x5 |
| | | CR | | 600 | L100x10 | L45x5 | 920 | 1300 | L55x6 | | | | | |
| 103300 | C1 | C1 | 650 | L100x10 | L45x5 | 1400 | | L55x6 | | | | | | |
| | | C1G | 24-36 | 650 | L100x12 | L45x5 | 1400 | | L55x6 | 950 | L100x10 | L50x5 | 1400 | L60x6 |
| | | | | | | | | | | | | | | |

STUPOVI ZA SIDRENJE OD 2 U PROFILA ANCHORING TOWER OF 2 U PROFILES

Materijal: čelik DIN 17100, vruće pocinčan

Material : steel DIN 17100, hot dip galvanized

| Kat.br. | Tip stupa | Profil | Dimenzije | Masa |
|----------|-------------|---------|------------|----------|
| Cat. No. | Column type | Profile | Dimensions | Mass |
| | | | a (mm) | A=B (kg) |
| 104401 | U14 | U NP 14 | 350 | 177,5 |
| 104501 | U16 | U NP 16 | 350 | 205,0 |
| 104601 | U18 | U NP 18 | 400 | 240,0 |
| 104701 | U20 | U NP 20 | 400 | 270,0 |
| 104801 | U12 | U NP 12 | 300 | |

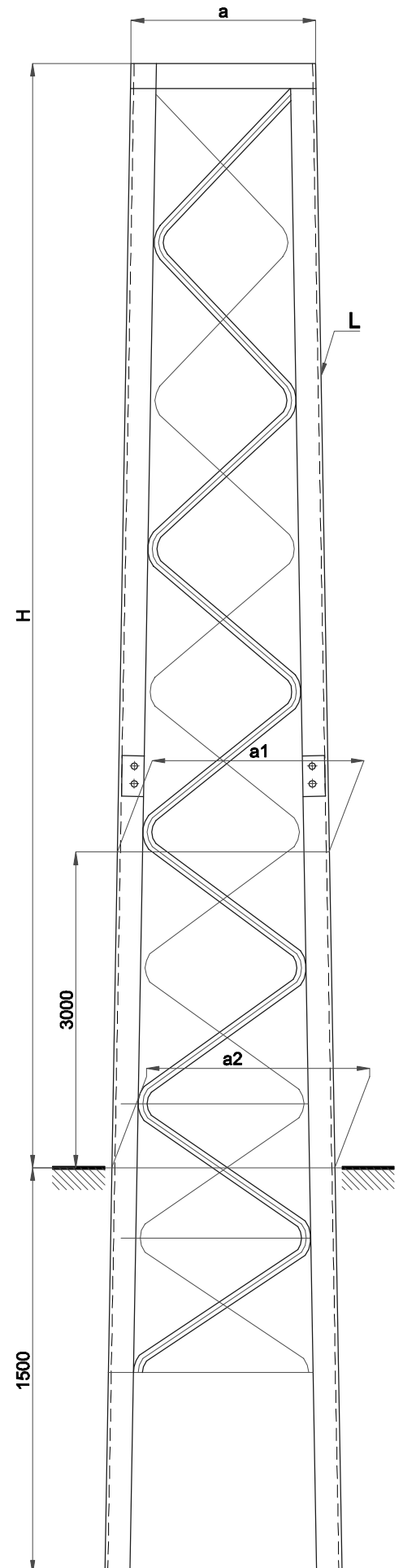


STUPOVI GIPKOG PORTALA FLEXIBLE PORTAL TOWER

Materijal: čelik DIN 17100, vruće pocinčan

Material : steel DIN 17100, hot dip galvanized

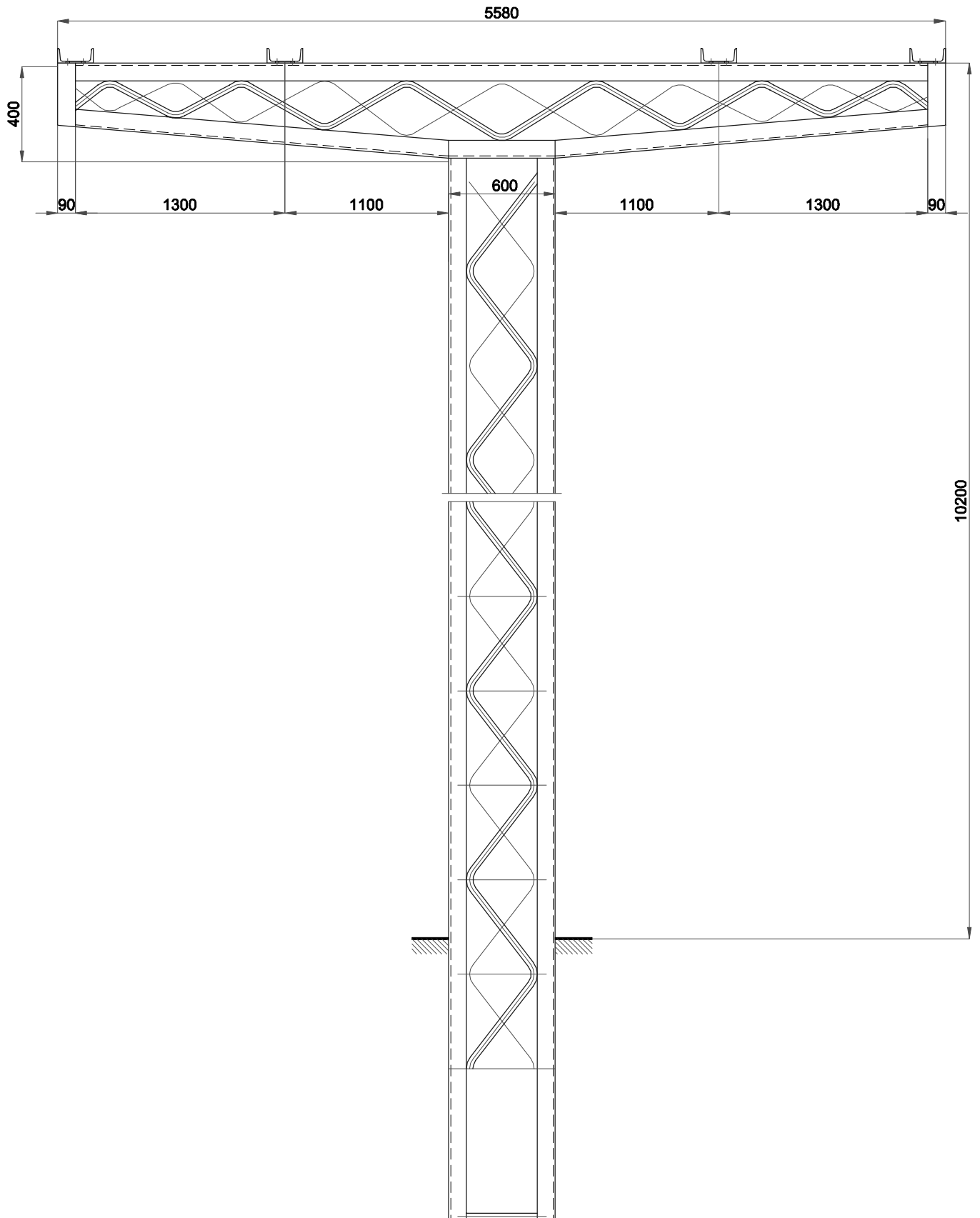
| Kat.br. Cat. No. | Tip stüpa Column type | Dimenzije | | | | L profil |
|---------------------|--------------------------------|-----------|-----|------------|------|------------|
| | | H (m) | a | a1 (mm) | a2 | L profile |
| 64.105.100 | A | 10,5 | 390 | 690 | 810 | 75x75x8 |
| | B | 11,5 | 390 | 730 | 850 | 80x80x10 |
| 64.105.200 | A | 10,5 | 390 | 690 | 810 | 75x75x8 |
| | B | 11,5 | 390 | 730 | 850 | 90x90x9 |
| | C | 12,5 | 390 | 770 | 890 | 90x90x9 |
| | D | 13,5 | 390 | 810 | 930 | 90x90x9 |
| 64.105.300 | A | 10,5 | 438 | 768 | 900 | 80x80x8 |
| | B | 11,5 | 438 | 812 | 944 | 90x90x11 |
| | C | 12,5 | 438 | 856 | 988 | 90x90x11 |
| | D | 13,5 | 438 | 900 | 1032 | 90x90x11 |
| 64.105.400 | A | 10,5 | 520 | 880 | 1024 | 100x100x10 |
| | B | 11,5 | 520 | 928 | 1072 | 110x110x10 |
| | C | 12,5 | 520 | 976 | 1120 | 110x110x10 |
| | D | 13,5 | 520 | 1024 | 1168 | 110x110x10 |
| | E | 14,5 | 520 | 1072 | 1216 | 110x110x10 |
| | F | 15,5 | 520 | 1120 | 1264 | 110x110x10 |
| 64.105.500 | C | 12,5 | 500 | 956 | 1100 | 120x120x11 |
| | D | 13,5 | 500 | 1024 | 1004 | 130x130x12 |
| | E | 14,5 | 500 | 1052 | 1196 | 130x130x12 |
| | F | 15,5 | 500 | 1100 | 1244 | 130x130x12 |
| 64.105.600 | D | 13,5 | 490 | 1120 | 1300 | 120x120x11 |
| | E | 14,5 | 490 | 1180 | 1360 | 130x130x12 |
| | F | 15,5 | 490 | 1240 | 1420 | 130x130x12 |
| 64.105.700 | K | 18,5 | 490 | 1420 | 1600 | 120x120x11 |
| | L | 19,5 | 490 | 1480 | 1660 | 130x130x14 |



STUP POPREČNE VEZE P1
TRANSVERSAL TIE TOWER

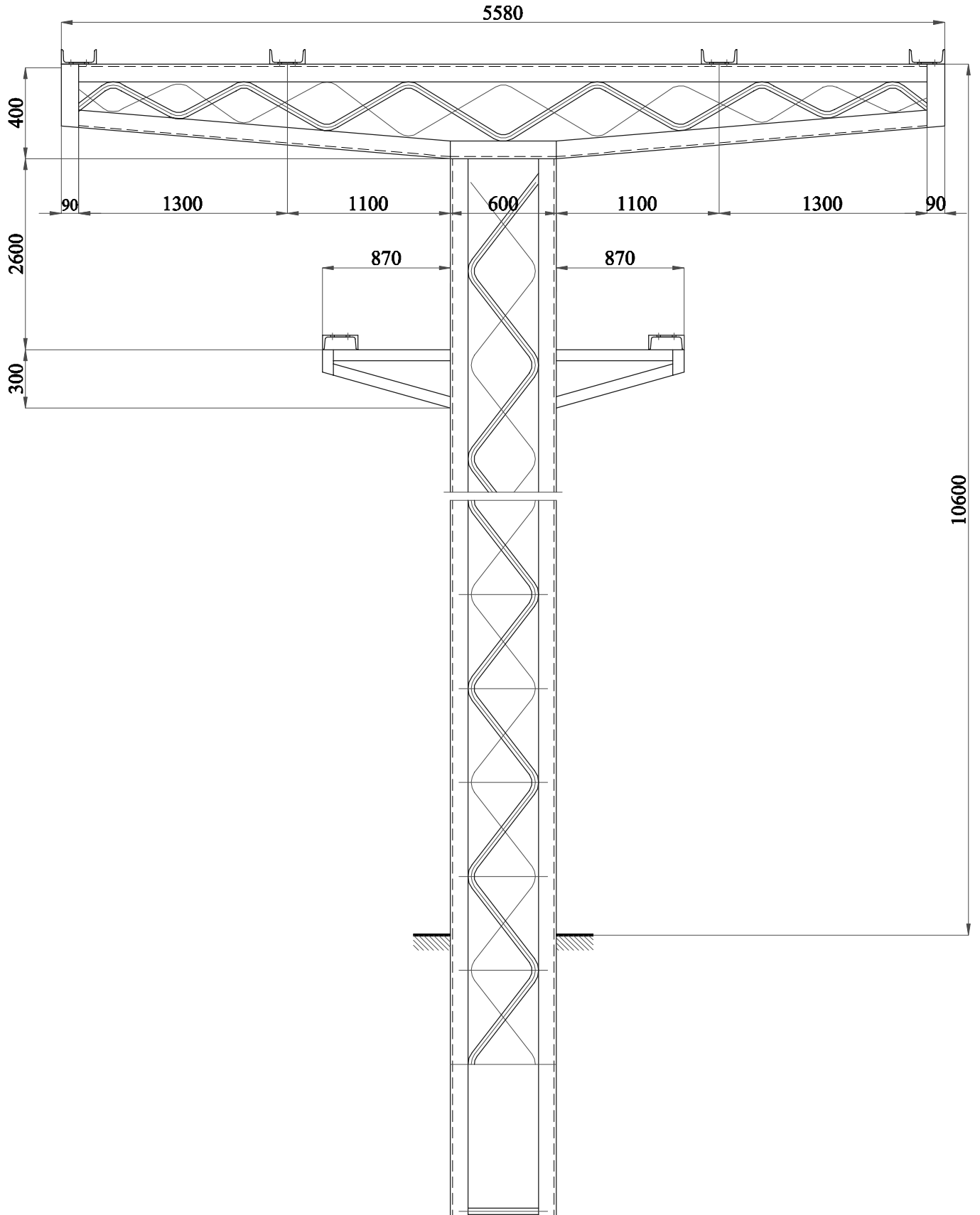
Materijal: čelik DIN 17100, vruće pocinčan

Material : steel DIN 17100, hot dip galvanized



STUP POPREČNE VEZE P2
 TRANSVERSAL TIE TOWER P2

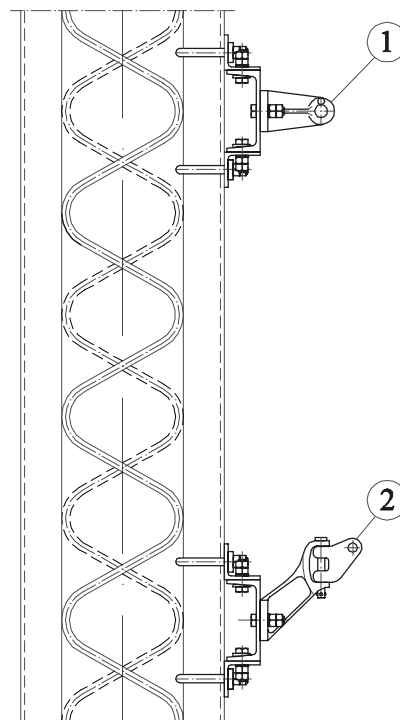
Materijal: čelik DIN 17100, vruće pocinčan
 Material : steel DIN 17100, hot dip galvanized



PRIČVRŠČENJE JEDNE KONZOLE ZA STUP OD 2U PROFILA CANTILEVER ATTACHMENT ON U TOWERS

64.001.001

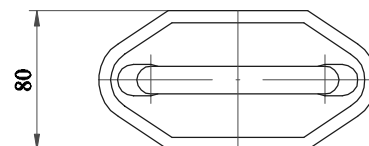
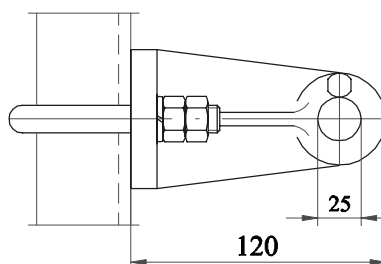
| Poz. Item | Naziv sklopa Description |
|--------------|---|
| 1 | Pričvršnik zatege za U stup Multipurpose small top member attachment for U towers |
| 2 | Zglobni pričvršnik kosnika za U stup Multipurpose small sized strut member attachment for U towers |



PRIČVRŠNIK ZATEGE ZA "U" STUP MULTIPURPOSE SMALL TOP MEMBER ATTACHMENT FOR "U" TOWER

Materijal: čelik DIN 17100, vruće pocinčan
Material : steel DIN 17100, hot dip galvanized

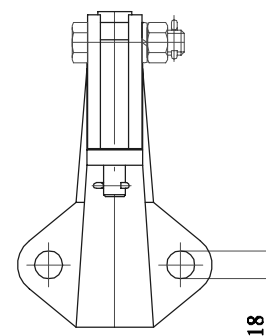
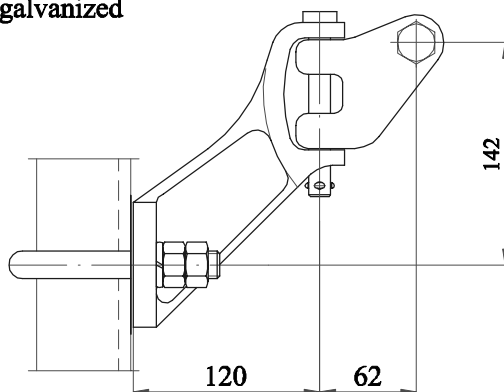
| Kat. br. Cat. No. | Za stup For column | Masa Mass [kg] |
|----------------------|-----------------------|----------------------|
| 64.110.100 | U8 | 2,19 |
| 64.110.200 | U10 | 2,23 |
| 64.110.300 | U12 | 2,48 |
| 64.110.400 | U14 | 2,52 |
| 64.110.500 | U16 | 2,78 |
| 64.110.600 | U18 | 2,82 |
| 64.110.700 | U20 | 3,07 |
| 64.120.400 | U6,5 | 1,75 |



ZGLOBNI PRIČVRŠNIK KOSNIKA ZA "U" STUP STRUT MEMBER ATTACHMENT FOR "U" TOWER

Materijal: čelik DIN 17100, vruće pocinčan
Material : steel DIN 17100, hot dip galvanized

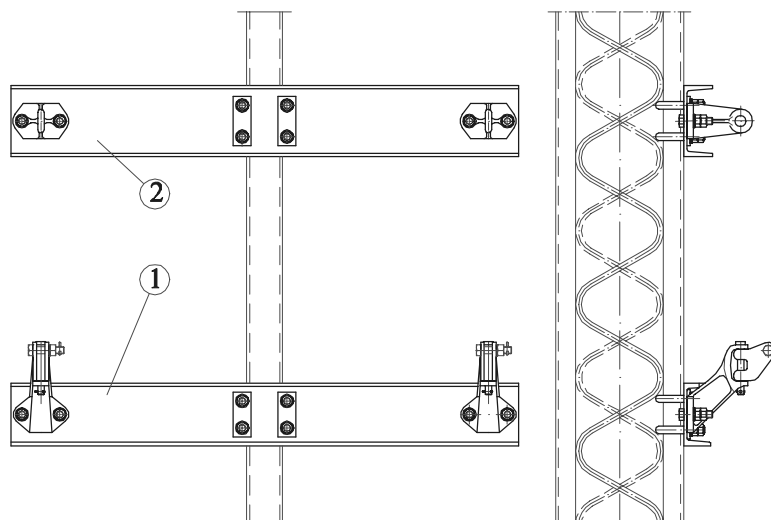
| Kat. br. Cat. No. | Za stup For column | Masa Mass [kg] |
|----------------------|-----------------------|----------------------|
| 64.110.900 | U8 | 2,19 |
| 64.111.000 | U10 | 2,23 |
| 64.111.100 | U12 | 2,48 |
| 64.111.200 | U14 | 2,52 |
| 64.111.300 | U16 | 2,78 |
| 64.111.400 | U18 | 2,82 |
| 64.111.500 | U20 | 3,07 |



PRIČVRŠĆENJE DVOSTRUKE KONZOLE ZA STUP OD 2U PROFILA DOUBLE CANTILEVER ATTACHMENT ON U TOWER

64.001.002

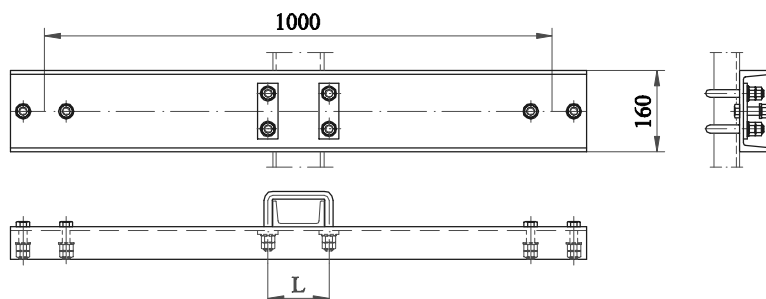
| Poz. Item | Naziv sklopa Description |
|-----------|---|
| 1 | Nosač zglobnog pričvrsnika kosnika dvostruke konzole za U stup Support for strut member attachment of double crossarm for U towers |
| 2 | Nosač pričvrsnika zatege dvostruke konzole za U stup Support for top member attachment of double crossarm for U towers |



NOSAČ ZGLOBNOG PRIČVRSNIKA KOSNIKA DVOSTRUKE KONZOLE ZA "U" STUP SUPPORT FOR STRUT MEMBER ATTACHMENT OF DOUBLE CROSSARM FOR U TOWERS

Materijal: èelik DIN 17100, vruæe pocinèan
Material : steel DIN 17100, hot dip galvanized

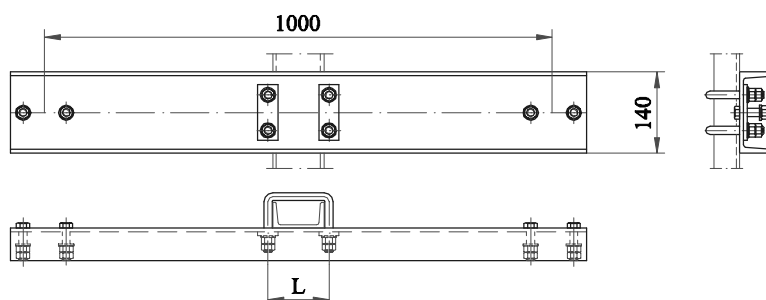
| Kat. br. Cat. No. | Za stup For column | L | Masa Mass [kg] |
|-------------------|--------------------|-----|----------------|
| 64.112.300 | U10 | 120 | 24,92 |
| 64.112.400 | U12 | 140 | 25,00 |
| 64.112.500 | U14 | 160 | 25,10 |
| 64.112.600 | U16 | 180 | 25,22 |
| 64.112.700 | U18 | 200 | 25,30 |
| 64.112.800 | U20 | 220 | 25,40 |
| 64.120.600 | U6,5 | 85 | 23,10 |
| 64.122.800 | U8 | 100 | 23,64 |



NOSAČ PRIČVRSNIKA ZATEGE DVOSTRUKE KONZOLE ZA "U" STUP SUPPORT FOR TOP MEMBER ATTACHMENT OF DOUBLE CROSSARM FOR U TOWERS

Materijal: èelik DIN 17100, vruæe pocinèan
Material : steel DIN 17100, hot dip galvanized

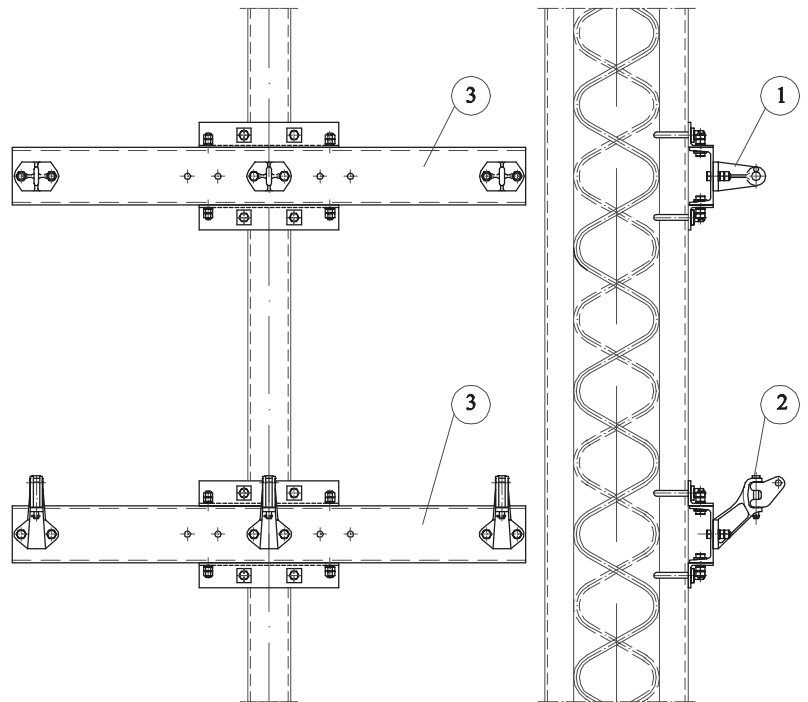
| Kat. br. Cat. No. | Za stup For column | L | Masa Mass [kg] |
|-------------------|--------------------|-----|----------------|
| 64.120.700 | U6,5 | 85 | 14,30 |
| 64.122.900 | U8 | 100 | 21,04 |
| 64.112.900 | U10 | 120 | 21,05 |
| 64.113.000 | U12 | 140 | 21,14 |
| 64.113.100 | U14 | 160 | 21,16 |
| 64.113.200 | U16 | 180 | 21,34 |
| 64.113.300 | U18 | 200 | 21,42 |
| 64.113.400 | U20 | 220 | 21,50 |



PRIČVRŠČENJE TROSTRUKE KONZOLE ZA STUP OD 2U PROFILA TRIPLE CANTILEVER ATTCHMENT ON U TOWER

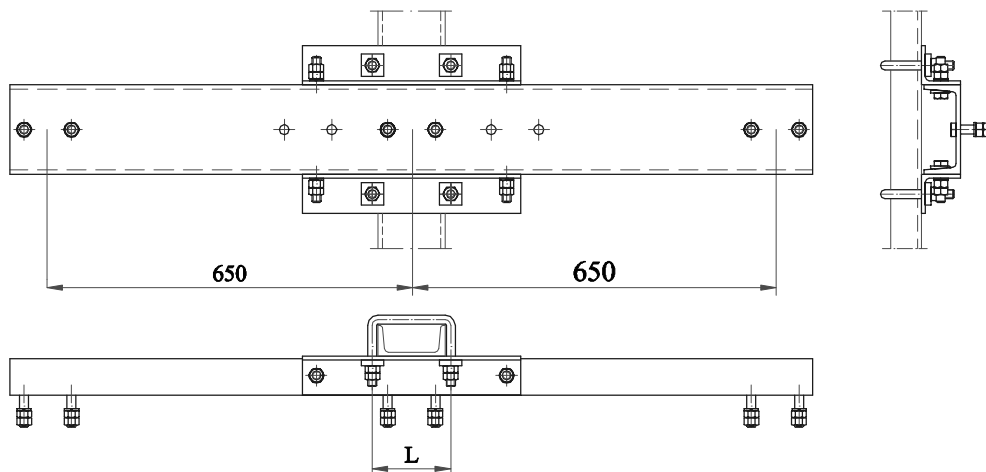
64.001.003

| Poz. Item | Naziv sklopa Description |
|--------------|--|
| 1 | Pričvršnik zatege 85 Top member attachment 85 |
| 2 | Zglobni pričvršnik kosnika 85 Strut member attachment 85 |
| 3 | Nosač trostruke konzole za U stup Assembly for triple cantilever attachment for U tower |



NOSAČ TROSTRUKE KONZOLE ZA U STUPOVE ASSEMBLY FOR TRIPLE CANTILEVER ATTACHMENT FOR U TOWERS

Materijal: èelik DIN 17100, vruæe pocinèan
Material : steel DIN 17100, hot dip galvanized



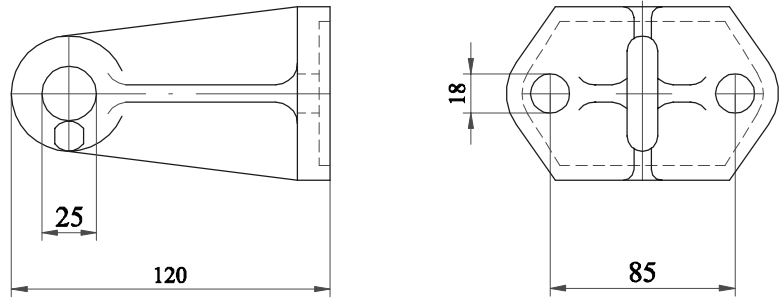
| Kat. br. Cat. No. | Za stup For column | L [mm] | Masa Mass [kg] |
|----------------------|-----------------------|-----------|----------------------|
| 64.123.000 | U8 | 100 | 36,90 |
| 64.121.100 | U12 | 140 | 36,97 |
| 64.121.200 | U14 | 160 | 37,05 |
| 64.121.300 | U16 | 180 | 37,17 |
| 64.121.400 | U18 | 200 | 37,25 |
| 64.121.500 | U20 | 220 | 37,85 |

PRIČVRSNIKA ZATEGE 85
TOP MEMBER ATTACHMENT 85

64.110.800

Materijal: čelik DIN 17100, vruće pocinčan
Masa: 1,10 kg

Material : steel DIN 17100, hot dip galvanized
Mass: 1,10 kg

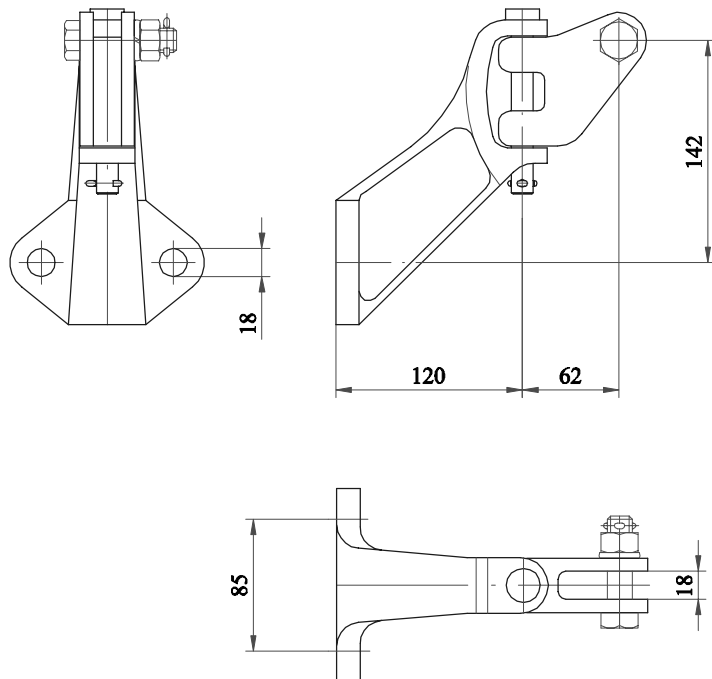


ZGLOBNI PRIČVRSNIKA KOSNIKA 85
STRUT MEMBER ATTACHMENT 85

64.111.600

Materijal: čelik DIN 17100, vruće pocinčan
Masa: 3,42 kg

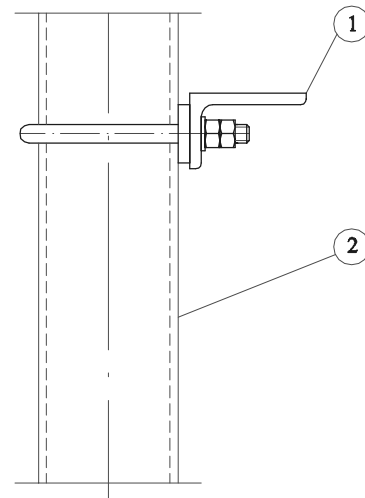
Material : steel DIN 17100, hot dip galvanized
Mass: 3,42 kg



PRIČVRŠČENJE OPREME ČVRSTOG ZATEZANJA NA STUP OD 2U PROFILA
FIXED TERMINATION ATTACHMENT FOR U TOWER

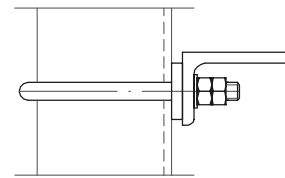
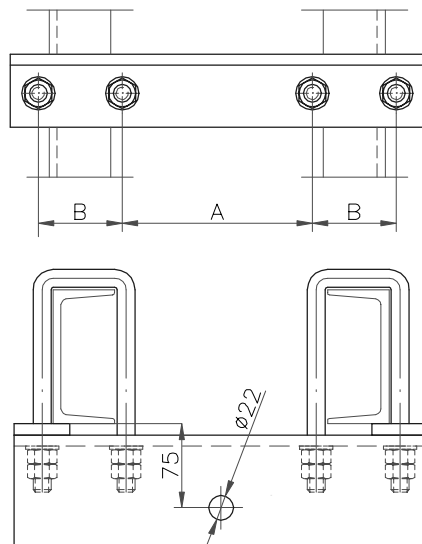
64.001.004

| Poz. Item | Naziv sklopa Description |
|--------------|--|
| 1 | Pričvrtnik čvrstog zatezanja za U stup Fixed termination attachment for U tower |
| 2 | Stup od 2 U profila U tower |



PRIČVRRSNIK ČVRSTOG ZATEZANJA ZA U STUPOVE
FIXED TERMINATION ATTACHMENT FOR U TOWERS

Materijal: čelik DIN 17100, vruće pocinčan
 Material : steel DIN 17100, hot dip galvanized

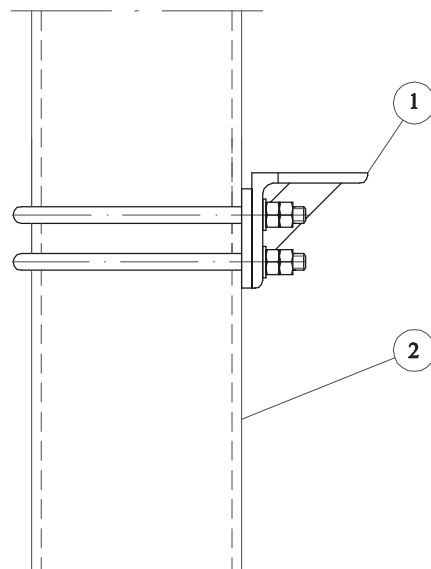


| Kat. br. Cat. No. | Za stup For column | Dimenzije Dimensions | | Masa Mass [kg] |
|----------------------|-----------------------|-------------------------|-----------|----------------------|
| | | A [mm] | B [mm] | |
| 64.113.900 | U12 | 170 | 75 | 6,45 |
| 64.114.000 | U14 | 200 | 85 | 8,85 |
| 64.114.100 | U16 | 200 | 85 | 8,95 |
| 64.114.200 | U18 | 230 | 95 | 9,85 |
| 64.113.300 | U20 | 230 | 95 | 9,95 |

PRIČVRŠĆENJE OPREME AUTOMATSKOG ZATEZANJA NA STUP OD 2U PROFILA
REGULATED TERMINATION ATTACHMENT ON U TOWER

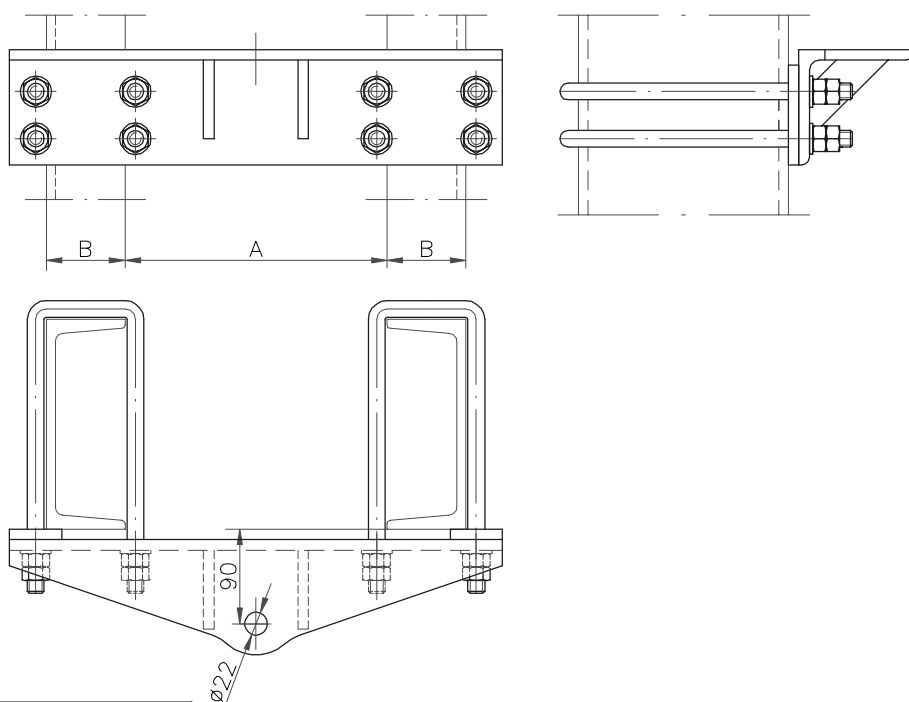
64.001.005

| Poz. Item | Naziv sklopa Description |
|--------------|--|
| 1 | Pričvršnik automatskog zatezanja za U stup Regulated termination attachment for U tower |
| 2 | Stup od 2 U profila U tower |



PRIČVRŠNIK AUTOMATSKOG ZATEZANJA ZA U STUP
REGULATED TERMINATION ATTACHMENT FOR U TOWERS

Materijal: čelik DIN 17100, vruće pocinčan
 Material : steel DIN 17100, hot dip galvanized

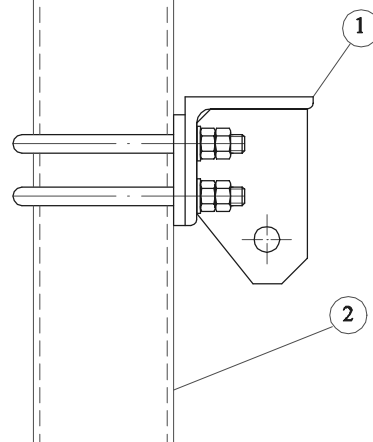


| Kat. br. Cat. No. | Za stup For column | Dimenzije Dimensions | | Masa Mass |
|----------------------|-----------------------|-------------------------|----|--------------|
| | | A | B | |
| | | [mm] | | [kg] |
| 64.114.600 | U12 | 170 | 75 | 9,60 |
| 64.114.700 | U14 | 200 | 85 | 11,90 |
| 64.114.800 | U16 | 200 | 85 | 12,30 |
| 64.114.900 | U18 | 230 | 95 | 12,40 |
| 64.115.000 | U20 | 230 | 95 | 12,70 |

PRIČVRŠĆENJE SIDRA NA STUP OD 2U PROFILA MAST ANCHOR ATTACHMENT FOR U TOWER

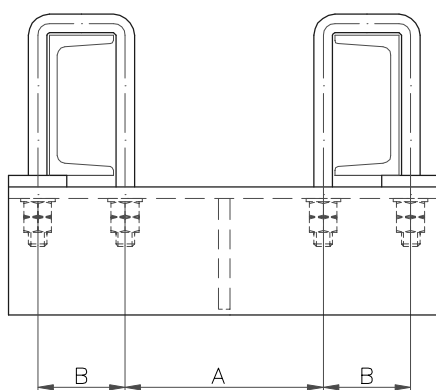
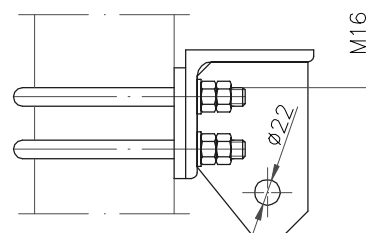
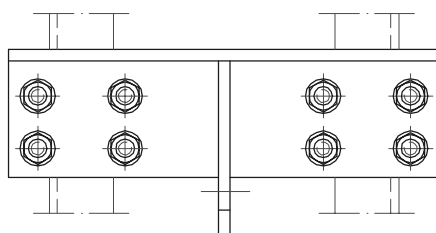
64.001.006

| Poz. Item | Naziv sklopa Description |
|--------------|---|
| 1 | Pričvršnik sidra za U stup Mast anchor for U tower |
| 2 | Stup od 2 U profila U tower |



PRIČVRŠNIK SIDRA ZA U STUP MAST ANCHOR ATTACHMENT FOR U TOWERS

Materijal: čelik DIN 17100, vruće pocinčan
Material : steel DIN 17100, hot dip galvanized

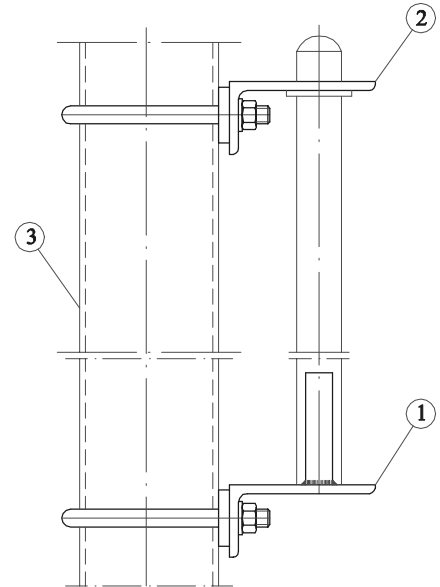


| Kat. br. Cat. No. | Za stup For column | Dimenzije Dimensions | | Masa Mass [kg] |
|----------------------|-----------------------|-------------------------|-----------|----------------------|
| | | A [mm] | B [mm] | |
| 64.115.300 | U10 | 170 | 75 | 11,60 |
| 64.115.400 | U12 | 170 | 75 | 11,80 |
| 64.115.500 | U14 | 200 | 85 | 12,75 |
| 64.115.600 | U16 | 200 | 85 | 12,95 |
| 64.115.700 | U18 | 230 | 95 | 14,20 |
| 64.115.800 | U20 | 230 | 95 | 14,50 |

PRIČVRŠČENJE VODILICE UTEGA NA STUP OD 2U PROFILA ATTACHMENT OF GUIDE WEIGHT ON U TOWER

64.001.007

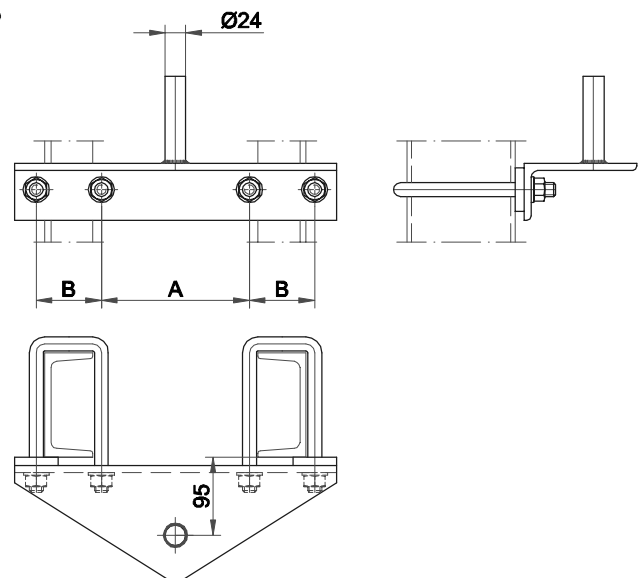
| Poz. Item | Naziv sklopa Description |
|--------------|--|
| 1 | Donji pričvršnik vodilice utega za U stup Lower fastener of guide weight for U tower |
| 2 | Gornji pričvršnik vodilice utega za U stup Upper fastener of guide weight for U tower |
| 3 | Stup od 2 U profila U tower |



DONJI PRIČVRŠNIK VODILICE UTEGA ZA "U" STUP LOWER FASTENER OF GUIDE WEIGHT FOR U TOWERS

Materijal: čelik DIN 17100, vruće pocinčan
Material : steel DIN 17100, hot dip galvanized

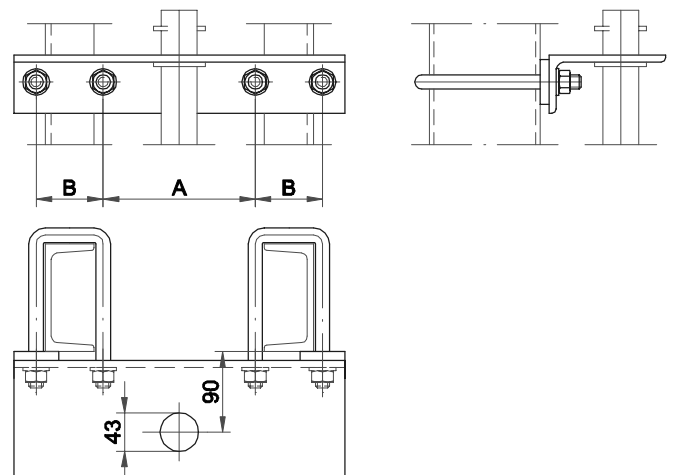
| Kat. br. Cat. No. | Za stup For column | Dimenzije Dimensions | | Masa Mass [kg] |
|----------------------|-----------------------|-------------------------|-----------|----------------------|
| | | A [mm] | B [mm] | |
| 64.116.100 | U12 | 170 | 75 | 7,90 |
| 64.116.200 | U14 | 200 | 85 | 8,70 |
| 64.116.300 | U16 | 200 | 85 | 8,80 |
| 64.116.400 | U18 | 230 | 95 | 9,70 |
| 64.116.500 | U20 | 230 | 95 | 9,85 |



GORNJI PRIČVRŠNIK VODILICE UTEGA ZA "U" STUP UPPER FASTENER OF GUIDE WEIGHT FOR U TOWERS

Materijal: čelik DIN 17100, vruće pocinčan
Material : steel DIN 17100, hot dip galvanized

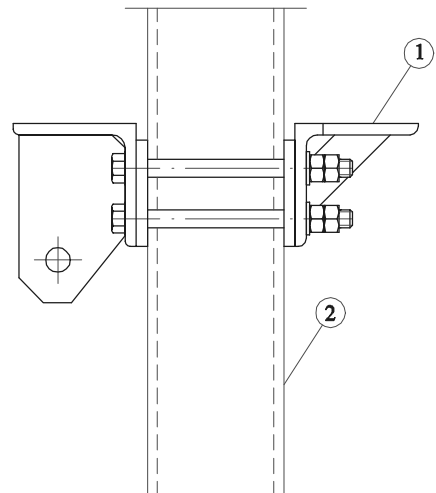
| Kat. br. Cat. No. | Za stup For column | Dimenzije Dimensions | | Masa Mass [kg] |
|----------------------|-----------------------|-------------------------|-----------|----------------------|
| | | A [mm] | B [mm] | |
| 64.116.600 | U12 | 170 | 75 | 7,00 |
| 64.116.700 | U14 | 200 | 85 | 7,80 |
| 64.116.800 | U16 | 200 | 85 | 7,90 |
| 64.116.900 | U18 | 230 | 95 | 8,75 |
| 64.117.000 | U20 | 230 | 95 | 8,90 |



ZAJEDNIČKO PRIČVRŠĆENJE OPREME AUTOMATSKOG ZATEZANJA I SIDRA NA STUP OD 2U PROFILA
ATTACHMENT OF REGULATED TERMINATION AND MAST ANCHOR ON U TOWER

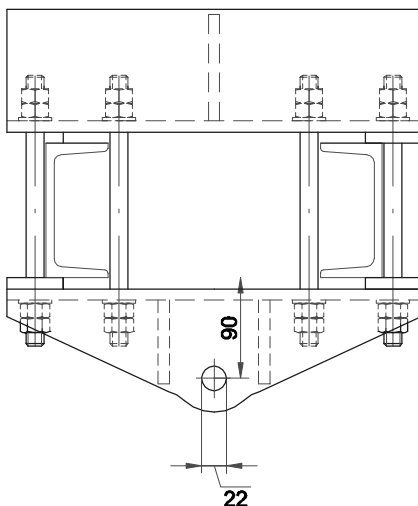
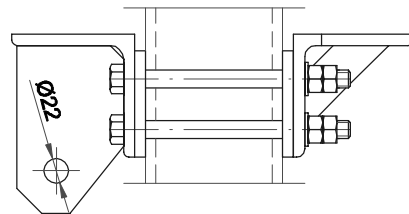
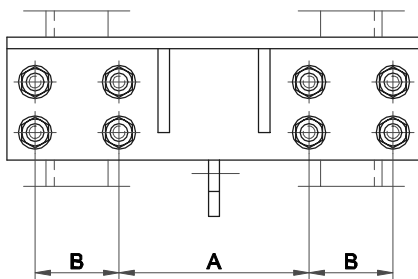
64.001.008

| Poz. Item | Naziv sklopa Description |
|-----------|---|
| 1 | Pričvršnik automatskog zatezanja i sidra za U stup Regulated termination attachment and mast anchor attachment for U tower |
| 2 | Stup od 2 U profila U tower |



PRIČVRŠNIK AUTOMATSKOG ZATEZANJA I SIDRA ZA "U" STUP
REGULATED TERMINATION ATTACHMENT AND MAST ANCHOR ATTACHMENT FOR U TOWERS

Materijal: čelik DIN 17100, vruće pocinčan
 Material : steel DIN 17100, hot dip galvanized

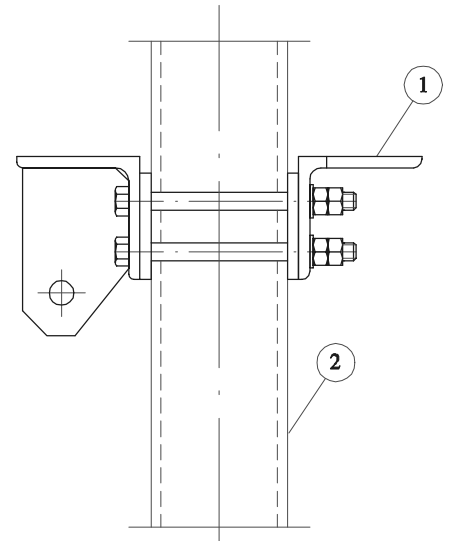


| Kat. br. Cat. No. | Za stup For column | Dimenzije Dimensions | | Masa Mass |
|----------------------|-----------------------|-------------------------|----|--------------|
| | | A | B | |
| | | [mm] | | [kg] |
| 64.118.700 | U12 | 170 | 75 | 17,36 |
| 64.118.800 | U14 | 200 | 85 | 20,63 |
| 64.118.900 | U16 | 200 | 85 | 20,83 |
| 64.119.000 | U18 | 230 | 95 | 22,04 |
| 64.119.100 | U20 | 230 | 95 | 22,10 |

**ZAJEDNIČKO PRIČVRŠĆENJE OPREME ČVRSTOG
ZATEZANJA I SIDRA NA STUP OD 2U PROFILA**
**ATTACHMENT OF FIXED TERMINATION AND
MAST ANCHOR**

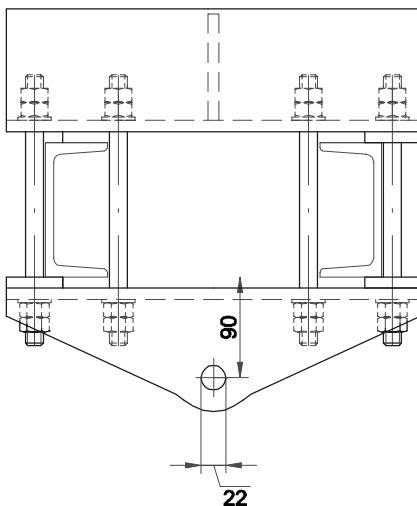
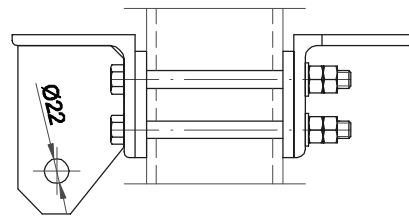
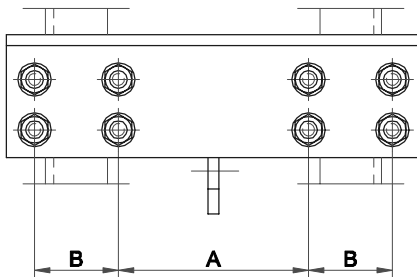
64.001.009

| Poz. Item | Naziv sklopa Description |
|--------------|---|
| 1 | Pričvršnik čvrstog zatezanja i sidra za U stup Fixed termination attachment and mast anchor attachment for U tower |
| 2 | Stup od 2 U profila U tower |



PRIČVRŠNIK ČVRSTOG ZATEZANJA I SIDRA ZA "U" STUP
FIXED TERMINATION ATTACHMENT AND MAST ANCHOR ATTACHMENT FOR U TOWERS

Materijal: čelik DIN 17100, vruće pocinčan
Material : steel DIN 17100, hot dip galvanized



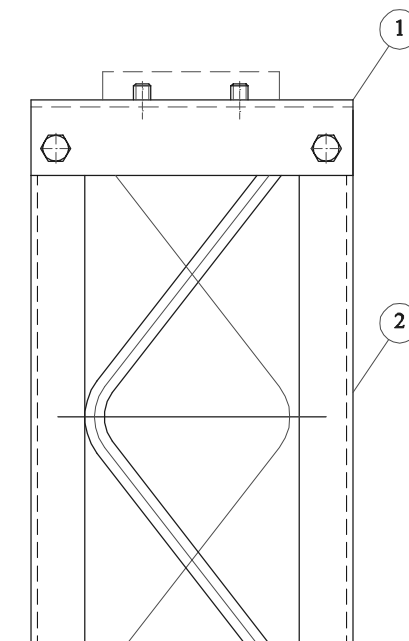
| Kat. br. Cat. No. | Za stup For column | Dimenzije Dimensions | | Masa Mass [kg] |
|----------------------|-----------------------|-------------------------|-----------|----------------------|
| | | A [mm] | B [mm] | |
| 64.121.000 | U10 | 170 | 75 | 18,50 |
| 64.119.200 | U12 | 170 | 75 | 18,50 |
| 64.119.300 | U14 | 200 | 85 | 20,60 |
| 64.119.400 | U16 | 200 | 85 | 20,80 |
| 64.119.500 | U18 | 230 | 95 | 22,90 |
| 64.119.600 | U20 | 230 | 95 | 23.00 |

PRIČVRŠĆENJE POTPORNOG IZOLATORA OBILAZNOG VODA NA STUP OD 2U PROFILA

FEEDER SUSPENSION ATTACHMENT ON U TOWER

64.001.010

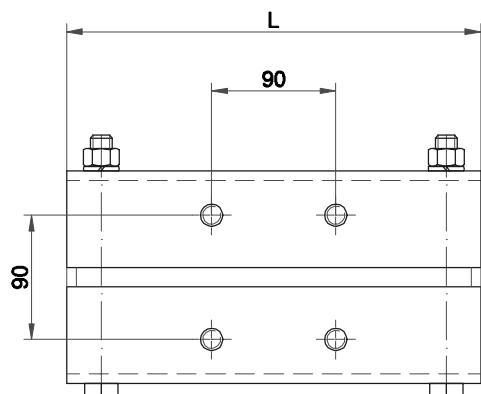
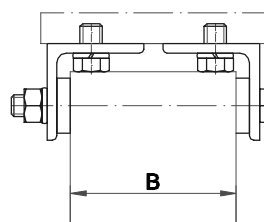
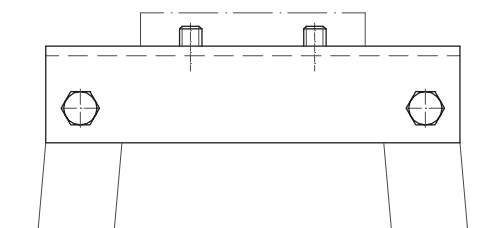
| Poz. Item | Naziv sklopa Description |
|-----------|--|
| 1 | Pričvršnik potpornog izolatora obilaznog voda za U stupove Feeder suspension attachment for U tower |
| 2 | Stup od 2 U profila U tower |



PRIČVRŠNIK IZOLATORA OBILAZNOG VODA ZA "U" STUP

FEEDER SUSPENSION ATTACHMENT FOR U TOWERS

Materijal: čelik DIN 17100, vruće pocinčan
Material : steel DIN 17100, hot dip galvanized

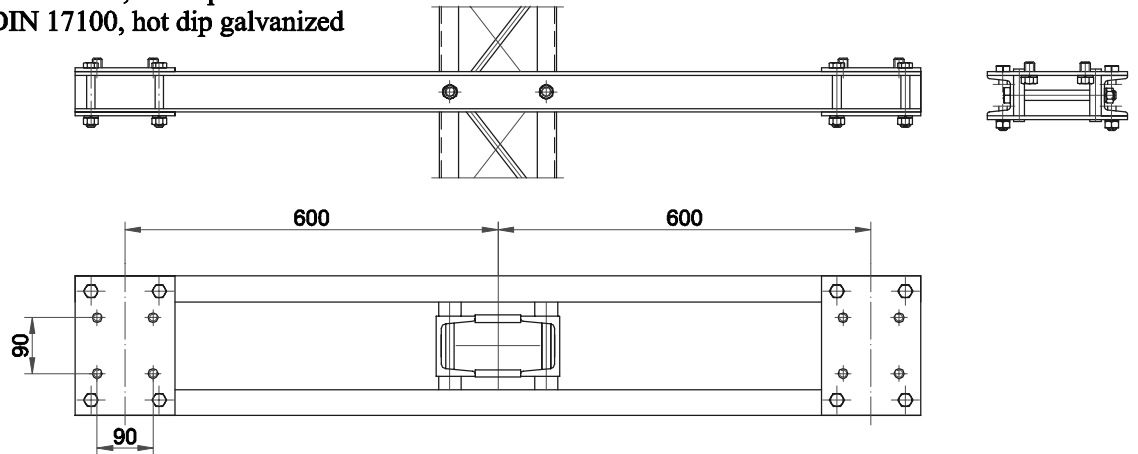


| Kat. br. Cat. No. | Za stup For column | Dimenzije Dimensions | | Masa Mass [kg] |
|----------------------|-----------------------|-------------------------|-----|----------------------|
| | | L [mm] | B | |
| 64.119.700 | U12 | 300 | 120 | 6,20 |
| 64.119.800 | U14 | 350 | 140 | 7,00 |
| 64.119.900 | U16 | 350 | 160 | 8,30 |
| 64.120.000 | U18 | 350 | 180 | 10,12 |
| 64.120.100 | U20 | 350 | 200 | 12,00 |

PRIČVRSNIK DVA IZOLATORA OBILAZNOG VODA ZA STUP OD 2 U PROFILA
FASTENER FOR TWO INSULATORS

64.001.011

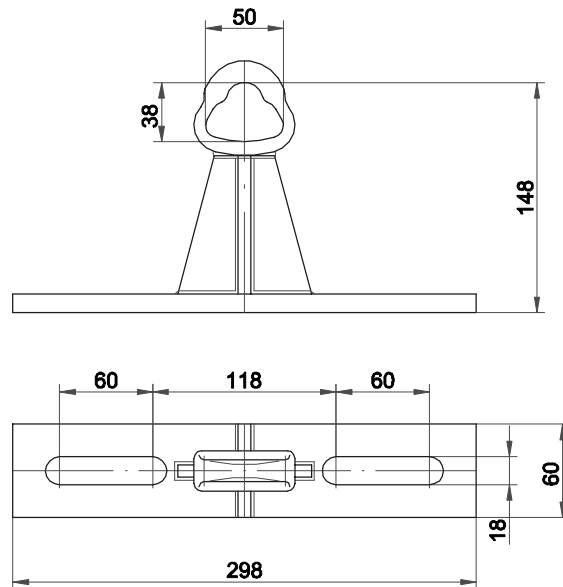
Materijal: čelik DIN 17100, vruće pocinčan
Material : steel DIN 17100, hot dip galvanized



RAVNI PRIČVRSNIK ZATEGE
TENSION FESTENER STRAIGHT

43.64.167

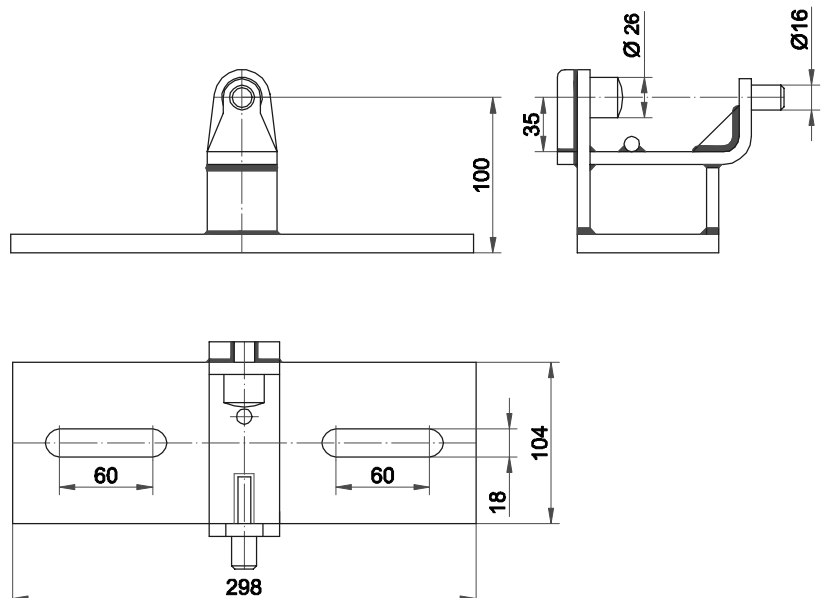
Materijal: čelik DIN 17100, vruće pocinčan
Masa: 3,00 kg
Material : steel DIN 17100, hot dip galvanized
Mass: 3,00 kg



RAVNI PRIČVRSNIK KOSNIKA
FESTENER STRAIGHT

43.64.168

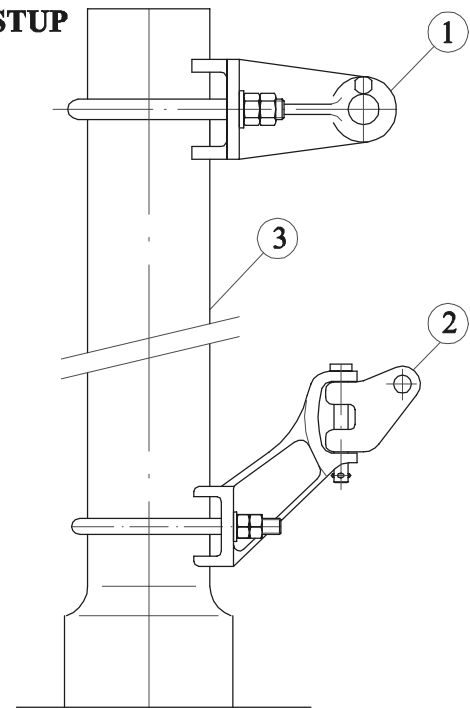
Materijal: čelik DIN 17100, vruće pocinčan
Masa: 3,00 kg
Material : steel DIN 17100, hot dip galvanized
Mass: 3,00 kg



PRİÇVRŠCENJE JEDNOSTRUKKE KONZOLE NA CIJEVNI STUP CANTILEVER ATTACHMENT ON TUBULAR POLE

64.001.016

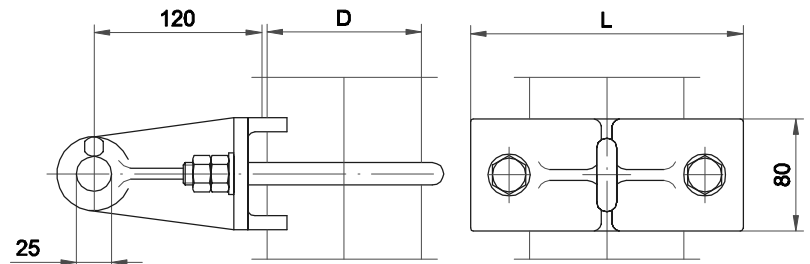
| Poz. Item | Naziv sklopa Description |
|--------------|--|
| 1 | Pričvršnik zatege za cijevne stupove Top member attachment for tubular poles |
| 2 | Zglobni pričvršnik kosnika za cijevne stupove Strut member attachment for tubular poles |
| 3 | Cijevni stup Tubular pole |



PRİÇVRŠNIK ZATEGE ZA CIJEVNE STUPOVE TOP MEMBER ATTACHMENT FOR TUBULAR POLES

Materijal: čelik DIN 17100, vruće pocinčan
Material: steel DIN 17100, hot dip galvanized

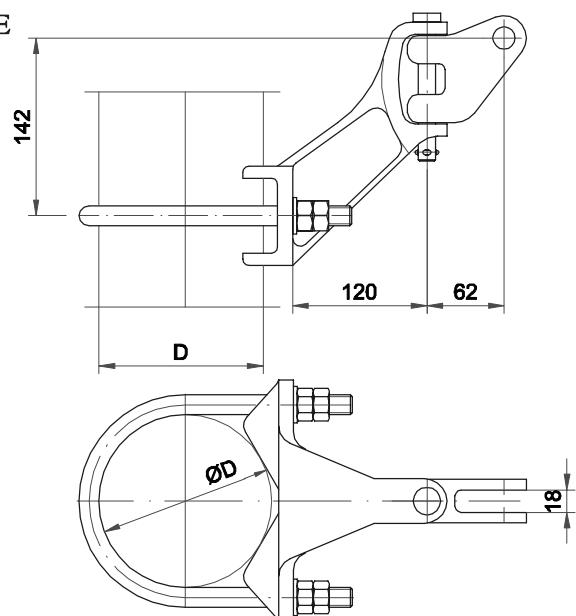
| Kat. br. Cat. No. | Za stup For pole D [mm] | Dužina Length L [mm] | Masa Mass [kg] |
|----------------------|----------------------------------|-------------------------------|----------------------|
| 64.111.700 | Ø120 | 195 | 3,75 |
| 64.111.800 | Ø130 - Ø135 | 195 | 3,80 |
| 64.111.900 | Ø160 - Ø165 | 225 | 4,60 |
| 43.64.024 | Ø215 | 275 | 4,75 |



ZGLOBNI PRİÇVRŠNIK KOSNIKA ZA CIJEVNE STUPOVE STRUT MEMBER ATTACHMENT FOR TUBULAR POLES

Materijal: čelik DIN 17100, vruće pocinčan
Material: steel DIN 17100, hot dip galvanized

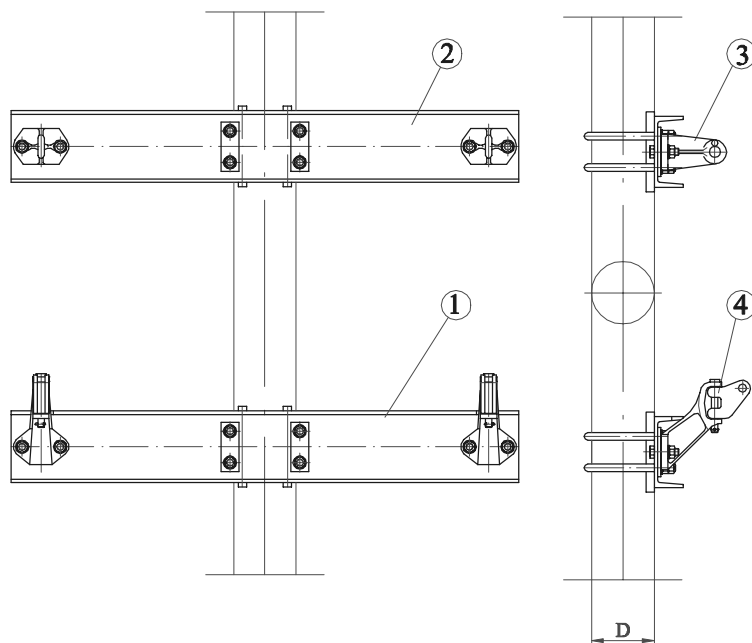
| Kat. br. Cat. No. | Za stup For pole D [mm] | Masa Mass [kg] |
|----------------------|----------------------------------|----------------------|
| 64.112.000 | Ø120 | 6,05 |
| 64.112.100 | Ø130 - Ø135 | 6,11 |
| 64.112.200 | Ø160 - Ø165 | 6,90 |
| 43.64.014 | Ø190 | 7,50 |
| 43.64.016 | Ø215 | 7,90 |



PRIČVRŠĆENJE DVOSTRUKE KONZOLE ZA CIJEVNE STUPOVE ATTACHMENT OF DOUBLE CROSSARM ON TUBULAR POLES

64.001.017

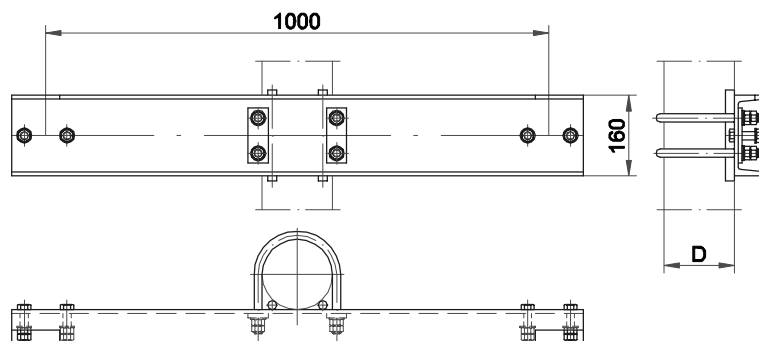
| Poz. Item | Naziv sklopa Description |
|-----------|---|
| 1 | Nosač zglobnog pričvršnika kosnika dvostruke konzole za cijevne stupove Support for strut member attachment of double crossarm for tubular poles |
| 2 | Nosač pričvršnika zatege dvostruke konzole za cijevne stupove Support for top member attachment of double crossarm for tubular poles |
| 3 | Pričvršnik zatege 85 Top member attachment 85 |
| 4 | Zglobni pričvršnik kosnika 85 Strut member attachment 85 |



NOSAČ ZGLOBNOG PRIČVRŠNIKA KOSNIKA DVOSTRUKE KONZOLE ZA CIJEVNE STUPOVE SUPPORT FOR STRUT MEMBER ATTACHMENT OF DOUBLE CROSSARM FOR TUBULAR POLES

Materijal: čelik DIN 17100, vruće pocinčan
Material : steel DIN 17100, hot dip galvanized

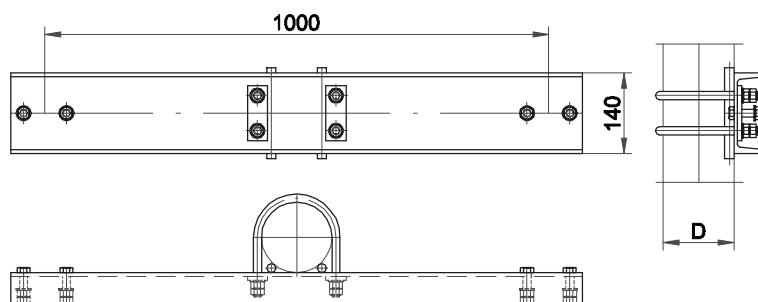
| Kat. br. Cat. No. | Za stup For pole D [mm] | Masa Mass [kg] |
|-------------------|-------------------------|----------------|
| 43.64.017 | Ø130 | 25,6 |
| 64.113.500 | Ø135 | 26,42 |
| 43.64.018 | Ø160 | 25,6 |
| 64.113.600 | Ø165 | 26,68 |
| 43.64.015 | Ø190 | 26,5 |
| 43.64.019 | Ø215 | 26,6 |



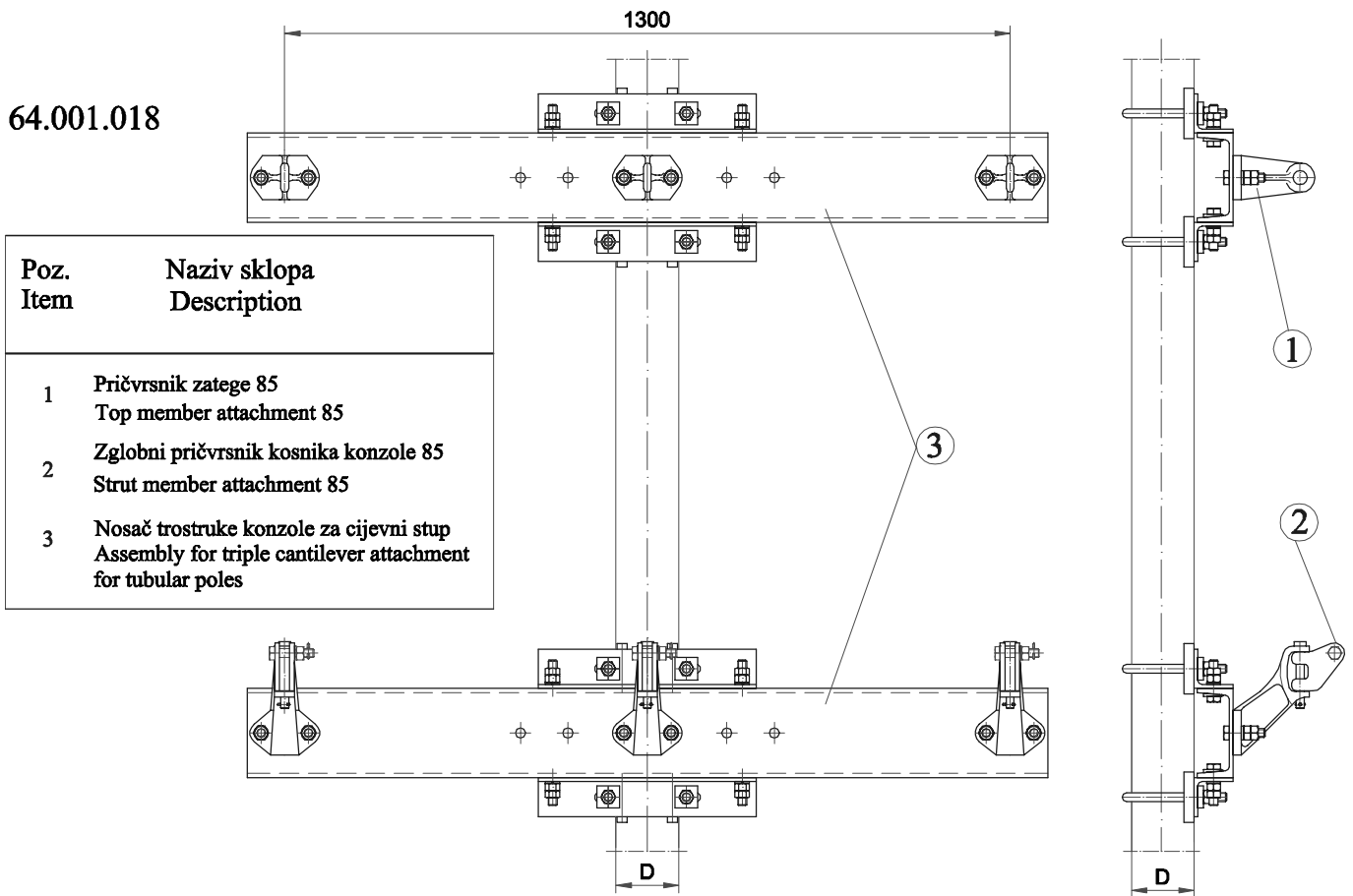
NOSAČ PRIČVRŠNIKA ZATEGE DVOSTRUKE KONZOLE ZA CIJEVNE STUPOVE SUPPORT FOR TOP MEMBER ATTACHMENT OF DOUBLE CROSSARM FOR TUBULAR POLES

Materijal: čelik DIN 17100, vruće pocinčan
Material : steel DIN 17100, hot dip galvanized

| Kat. br. Cat. No. | Za stup For pole D [mm] | Masa Mass [kg] |
|-------------------|-------------------------|----------------|
| 43.64.020 | Ø130 | 22,35 |
| 64.113.700 | Ø135 | 22,30 |
| 43.64.021 | Ø160 | 22,35 |
| 64.113.800 | Ø165 | 22,35 |
| 43.64.022 | Ø215 | 26,00 |

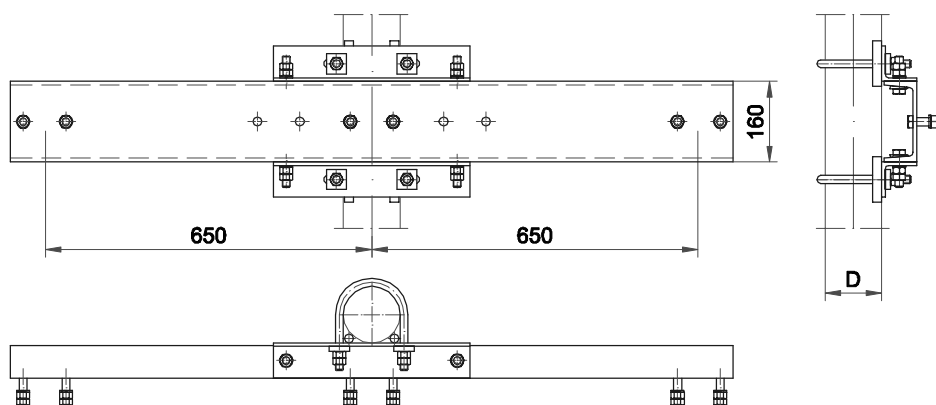


PRIČVRŠĆENJE TROSTRUKE KONZOLE ZA CIJEVNE STUPOVE
ASSEMBLY FOR TRIPLE CANTILEVER ATTACHMENT ON TUBULAR POLE



NOSAČ TROSTRUKE KONZOLE ZA CIJEVNE STUPOVE
ASSEMBLY FOR TRIPLE CANTILEVER ATTACHMENT FOR TUBULAR POLES

Materijal: čelik DIN 17100, vruće pocinčan
 Material : steel DIN 17100, hot dip galvanized

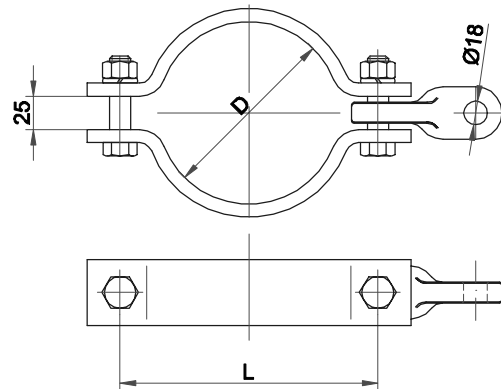


| Kat. br. Cat. No. | Za stup For pole D [mm] | Masa Mass [kg] |
|----------------------|----------------------------------|----------------------|
| 64.121.600 | Ø130 i Ø135 | 37,73 |
| 64.121.700 | Ø160 i Ø165 | 37,97 |
| 43.64.051 | Ø215 | 38,10 |

PRİÇVRSNIK ČVRSTOG ZATEZANJA ZA CIJEVNE STUPOVE FIXED TERMINATION ATTACHMENT FOR TUBULAR POLES

Materijal: čelik DIN 17100, vruće pocinčan
Material : steel DIN 17100, hot dip galvanized

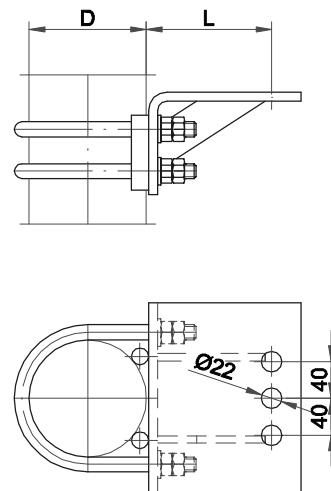
| Kat. br. Cat. No. | Za stup For pole | Dimenzije Dimensions | Masa Mass |
|----------------------|---------------------|-------------------------|--------------|
| | D [mm] | L [mm] | [kg] |
| 64.114.400 | Ø130 - Ø135 | 195 | 3,15 |
| 64.114.500 | Ø160 - Ø165 | 225 | 3,55 |
| 43.64.025 | Ø190 | 252 | 3,60 |
| 43.64.026 | Ø215 | 280 | 4,00 |



PRİÇVRSNIK AUTOMATSKOG ZATEZANJA ZA CIJEVNE STUPOVE REGULATED TERMINATION ATTACHMENT FOR TUBULAR POLES

Materijal: čelik DIN 17100, vruće pocinčan
Material : steel DIN 17100, hot dip galvanized

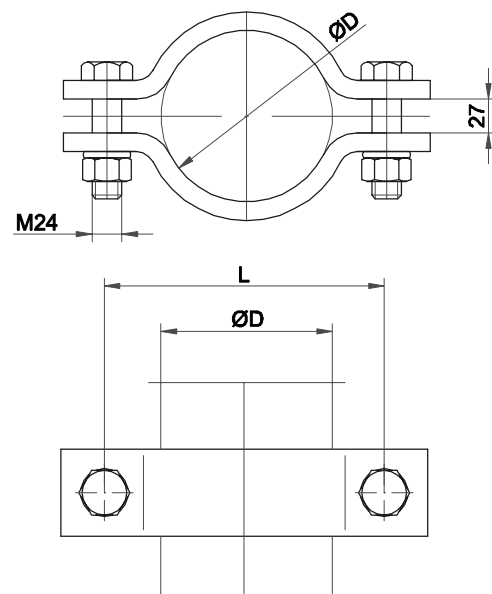
| Kat. br. Cat. No. | Za stup For pole | Dimenzije Dimensions | Masa Mass |
|----------------------|---------------------|-------------------------|--------------|
| | D [mm] | L [mm] | [kg] |
| 64.115.100 | Ø130 - Ø135 | 135 | 9,80 |
| 64.115.200 | Ø160 - Ø165 | 160 | 7,55 |
| 43.64.052 | Ø190 | 252 | 8,01 |
| 43.64.031 | Ø215 | 280 | 9,80 |



PRİÇVRSNIK SIDRA ZA CIJEVNE STUPOVE MAST ANCHOR ATTACHMENT FOR TUBULAR POLES

Materijal: čelik DIN 17100, vruće pocinčan
Material : steel DIN 17100, hot dip galvanized

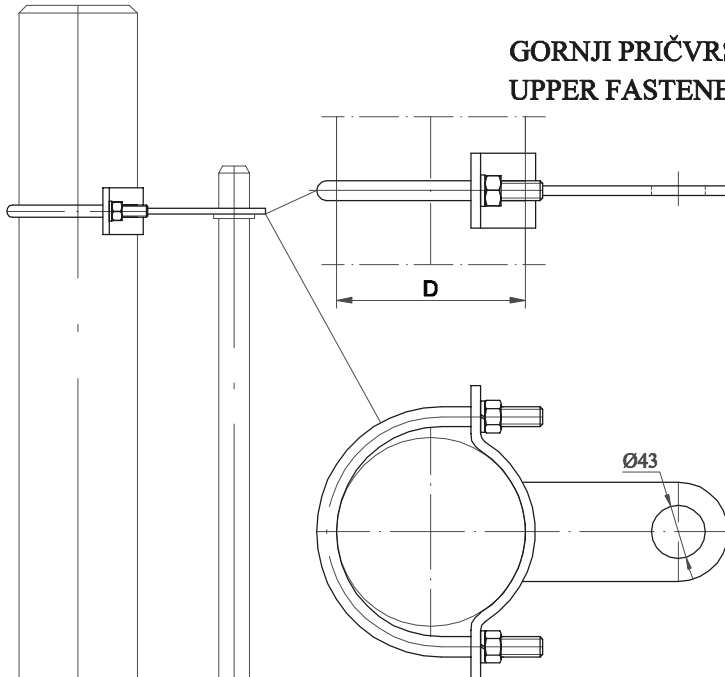
| Kat. br. Cat. No. | Za stup For pole | Dimenzije Dimensions | Masa Mass |
|----------------------|---------------------|-------------------------|--------------|
| | D [mm] | L [mm] | [kg] |
| 64.115.900 | Ø130 - Ø135 | 225 | 6,32 |
| 64.116.000 | Ø160 - Ø165 | 255 | 7,05 |
| 43.64.032 | Ø190 | 200 | 8,35 |
| 43.64.033 | Ø215 | 200 | 9,50 |
| 64.131.500 | Ø315 | 405 | 10,95 |
| 64.131.400 | Ø267 | 360 | 9,73 |



PRIČVRŠĆENJE VODILICE UTEGA NA CIJEVNI STUP
ATTACHMENT OF GUIDE WEIGHT ON TUBULAR POLE

64.001.022

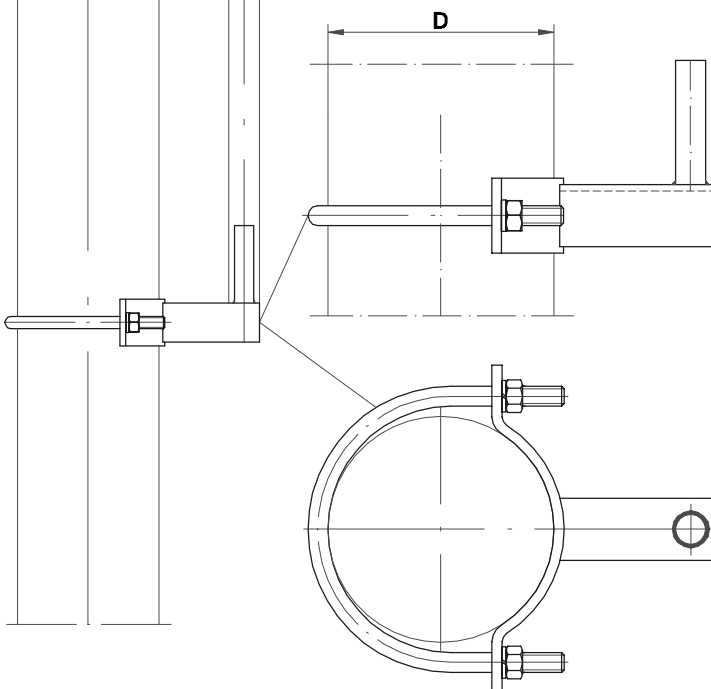
GORNJI PRIČVRŠNIK VODILICE UTEGA ZA CIJEVNE STUPOVE
UPPER FASTENER OF GUIDE WEIGHT FOR TUBULAR POLES



Materijal: čelik DIN 17100, vruće pocinčan
 Material : steel DIN 17100, hot dip galvanized

| Kat. br. Cat. No. | Za stup For pole D [mm] | Masa Mass [kg] |
|----------------------|----------------------------------|----------------------|
| 43.64.036 | Ø121 | 2,20 |
| 43.64.067 | Ø130 | 2,30 |
| 64.118.000 | Ø152 | 2,46 |
| 64.118.100 | Ø165 | 2,60 |
| 64.118.200 | Ø185 | 2,84 |
| 64.118.300 | Ø180 | 2,85 |
| 43.64.037 | Ø194 | 2,70 |
| 64.118.400 | Ø200 | 3,04 |
| 64.118.500 | Ø230 | 3,24 |
| 64.118.600 | Ø210 | 3,04 |
| 43.64.012 | Ø245 | 3,10 |

DONJI PRIČVRŠNIK VODILICE UTEGA ZA CIJEVNE STUPOVE
LOWER FASTENER OF GUIDE WEIGHT FOR TUBULAR POLES



Materijal: čelik DIN 17100, vruće pocinčan
 Material : steel DIN 17100, hot dip galvanized

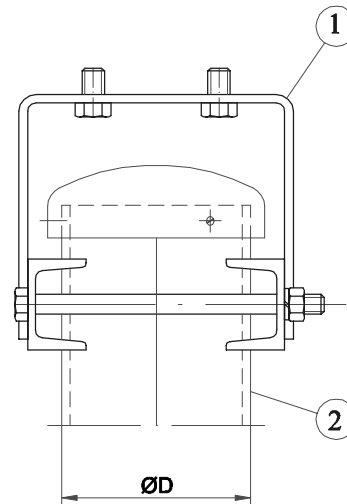
| Kat. br. Cat. No. | Za stup For pole D [mm] | Masa Mass [kg] |
|----------------------|----------------------------------|----------------------|
| 43.64.066 | Ø130 | 2,40 |
| 43.64.034 | Ø159 | 2,70 |
| 64.117.100 | Ø177 | 2,87 |
| 64.117.200 | Ø193 | 2,97 |
| 64.117.300 | Ø216 | 3,18 |
| 43.64.035 | Ø229 | 3,20 |
| 64.117.400 | Ø241 | 3,32 |
| 64.117.500 | Ø266 | 3,50 |
| 64.117.600 | Ø219 | 3,05 |
| 64.117.700 | Ø244 | 3,32 |
| 64.117.800 | Ø298 | 3,80 |
| 64.117.900 | Ø272 | 3,50 |
| 43.64.013 | Ø324 | 3,70 |

PRIČVRŠĆENJE POTPORNOG IZOLATORA OBILAZNOG VODA NA CIJEVNI STUP

FEEDED SUSPENSION ATTACHMENT ON TUBULAR POLE

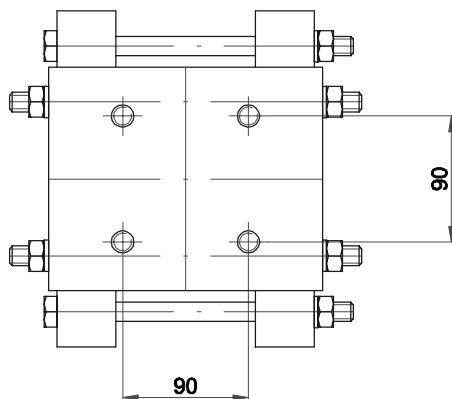
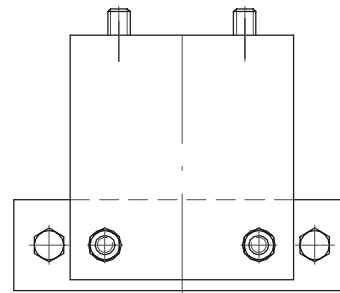
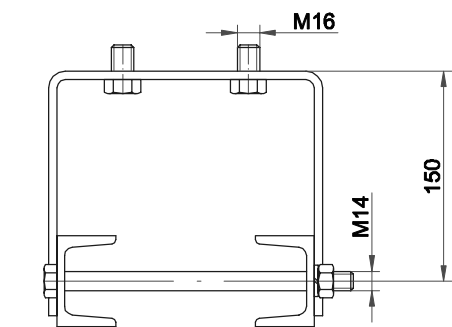
64.001.023

| Poz. Item | Naziv sklopa Description |
|-----------|--|
| 1 | Pričvršnik potpornog izolatora obilaznog voda za cijevne stupove Feeder suspension attachment for tubular poles |
| 2 | Cijevni stup Tubular pole |



PRIČVRŠNIK IZOLATORA OBILAZNOG VODA ZA CIJEVNE STUPOVE
FEEDER SUSPENSION ATTACHMENT FOR TUBULAR POLES

Materijal: čelik DIN 17100, vruće pocinčan
Material : steel DIN 17100, hot dip galvanized

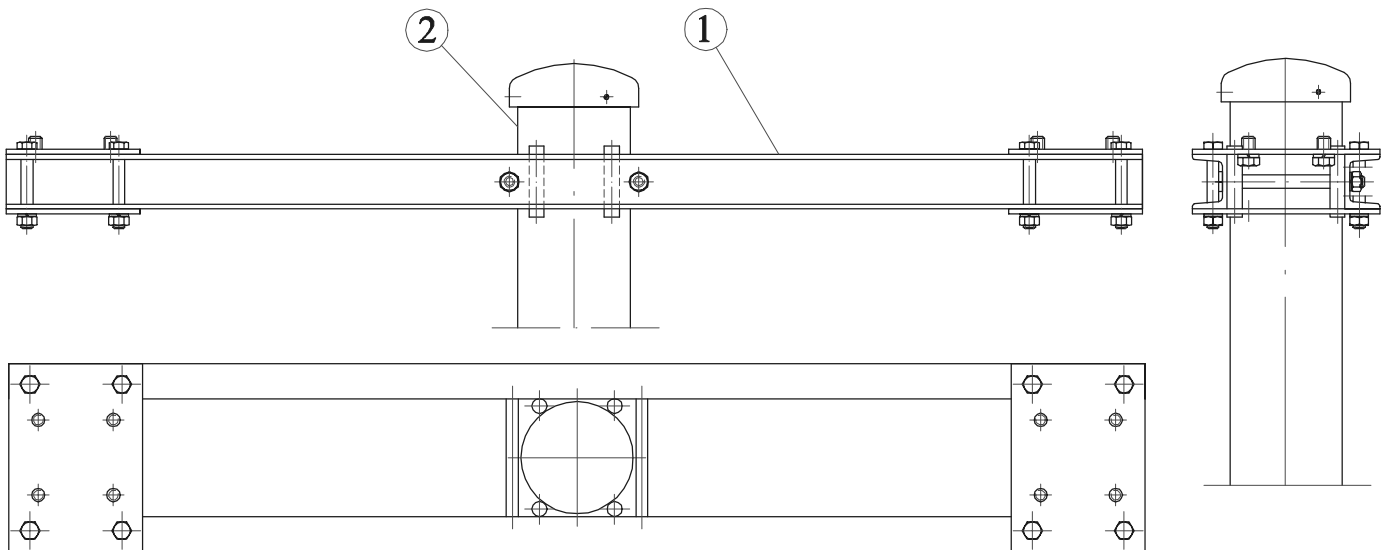


| Kat. br. Cat. No. | Za stup For pole D [mm] | Masa Mass [kg] |
|----------------------|----------------------------------|----------------------|
| 64.120.200 | Ø130 - Ø135 | 9,07 |
| 43.64.053 | Ø160 | 11,70 |

PRIČVRŠĆENJE DVA POTPORNIA IZOLATORA OBILAZNOG VODA NA CIJEVNI STUP
FEEDER SUSPENSION ATTACHMENT FOR TWO INSULATORS ON TUBULAR POLE

64.001.026

| Poz. Item | Naziv sklopa Description |
|-----------|---|
| 1 | Pričvršnik dva potporna izolatora obilaznog voda za cijevne stupove Feeder suspension attachment for tubular poles |
| 2 | Cijevni stup Tubular pole |

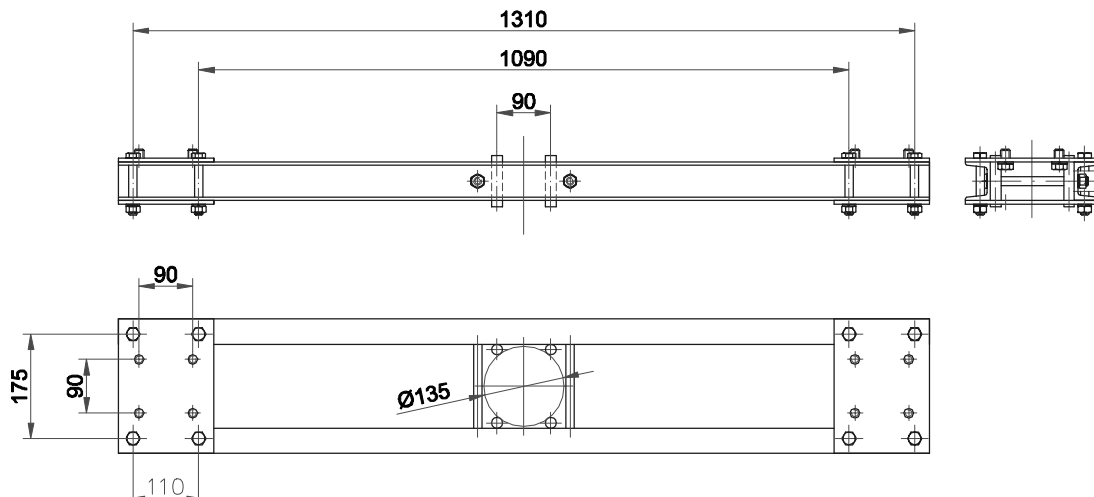


PRIČVRŠNIK DVA IZOLATORA OBILAZNOG VODA ZA CIJEVNE STUPOVE I CIJEVNE NOSAČE NA KRUTOM PORTALU

FEEDER SUSPENSION ATTACHMENT FOR TWO INSULATORS ON THE TUBULAR POLES

64.140.500

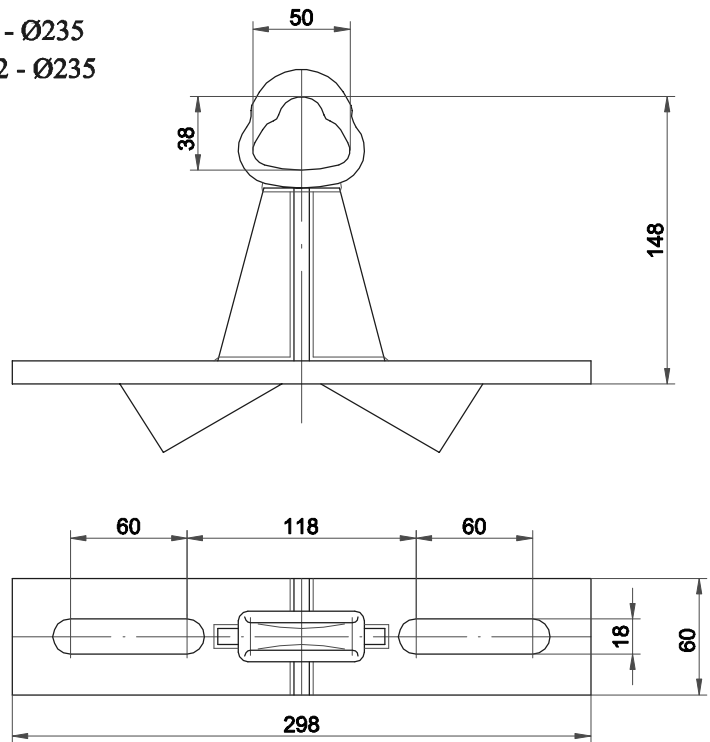
Materijal: čelik DIN 17100, vruće pocinčan
Masa: 9,07 kg
Material : steel DIN 17100, hot dip galvanized
Mass: 9,07 kg



GORNJI PRIČVRSNIK ZA CIJEVNI STUP Ø102 - Ø235
UPPER FASTENER FOR TUBULAR POLE Ø102 - Ø235

43.64.165

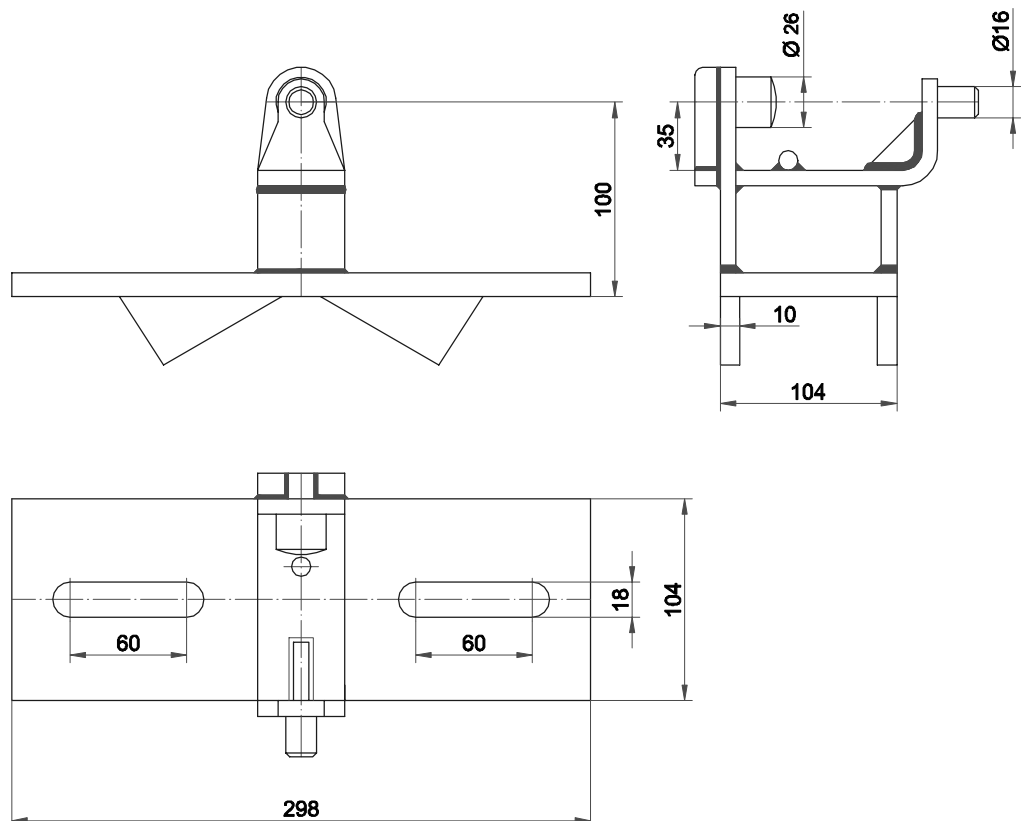
Materijal: čelik DIN 17100, vruće pocinčan
 Masa: 3,00 kg
 Material : steel DIN 17100, hot dip galvanized
 Mass: 3,00 kg



PRIČVRSNIK KOSNIKA ZA CIJEVNE STUPOVE Ø102 - Ø235
FASTENER FOR TUBULAR POLE Ø102 - Ø235

43.64.166

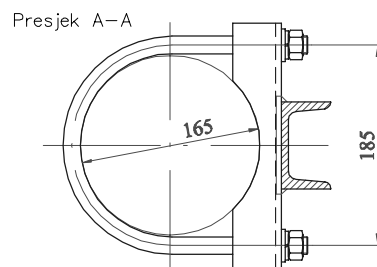
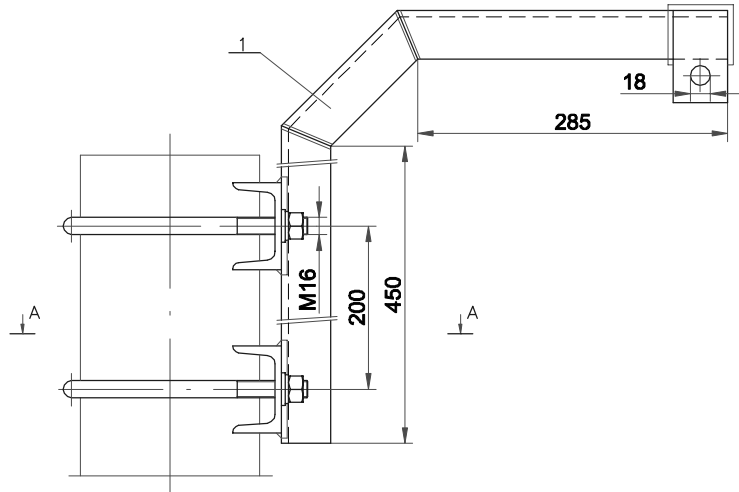
Materijal: čelik DIN 17100, vruće pocinčan
 Masa: 4,60 kg
 Material : steel DIN 17100, hot dip galvanized
 Mass: 4,60 kg



**PRIČVRSNIK OBILAZNOG VODA
FASTENER FOR BYPASS LINE**

64.120.800D

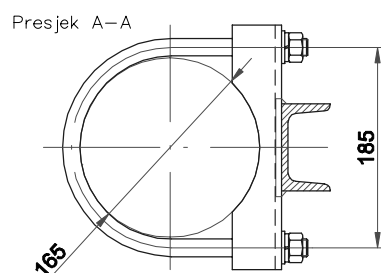
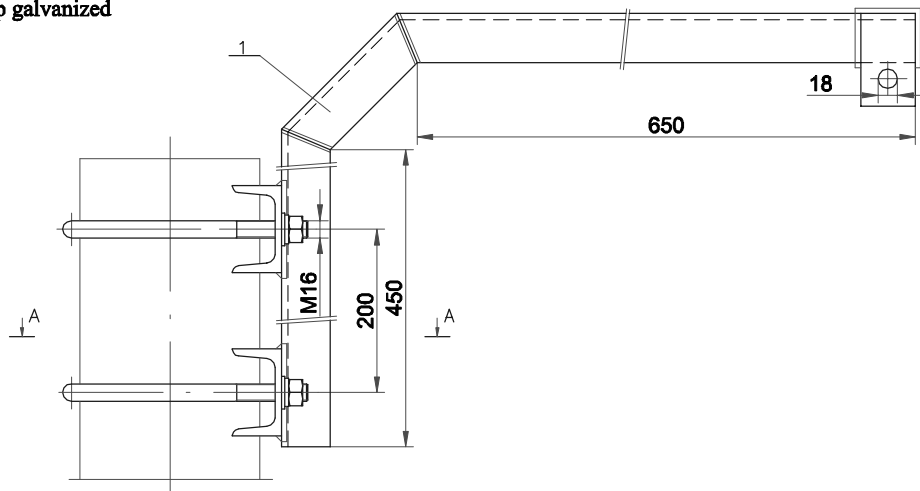
Materijal: čelik DIN 17100, vruće pocinčan
Masa: 14,35 kg
Material : steel DIN 17100, hot dip galvanized
Mass: 14,35 kg



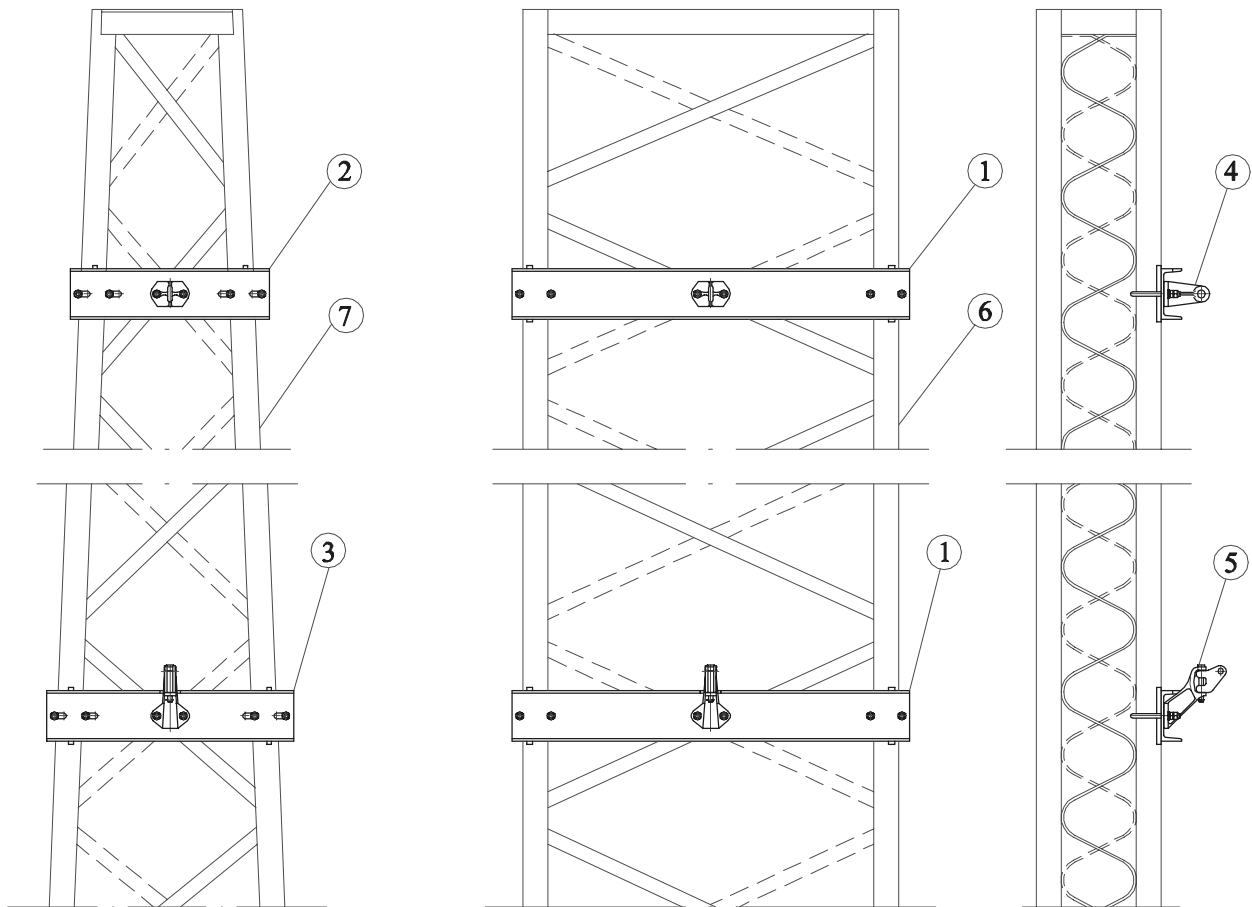
**PRIČVRSNIK OBILAZNOG VODA
FASTENER FOR BYPASS LINE**

64.120.800E

Materijal: čelik DIN 17100, vruće pocinčan
Masa: 15,90 kg
Material : steel DIN 17100, hot dip galvanized
Mass: 15,90 kg



PRIČVRŠĆENJE JEDNOSTRUKKE KONZOLE ZA STUP OD 4L PROFILA
CANTILEVER ATTACHMENT ON LATICE POLE



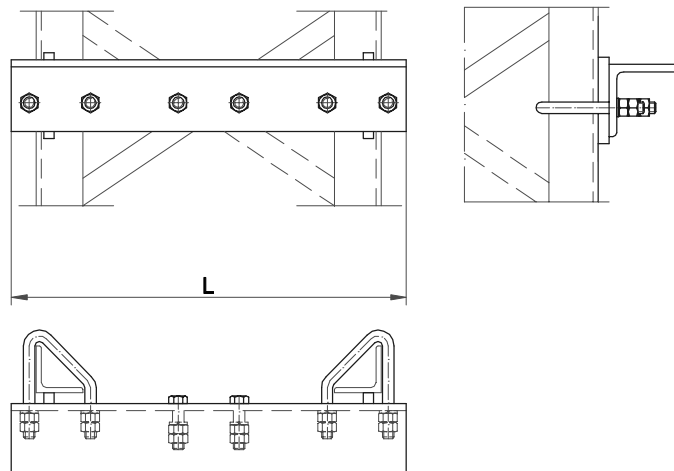
64.001.031

| Poz. Item | Naziv sklopa Description |
|-----------|---|
| 1 | Nosač pričvršnika jednostruke konzole za stup krutog portala Assembly for single cantilever attachment for rigid portal |
| 2 | Nosač pričvršnika zatege jednostruke konzole za stup krutog portala tip "R" Support for top member attachment of single crossarms for rigid portals type "R" |
| 3 | Nosač zglobnog pričvršnika kosnika jednostruke konzole za stup krutog portala tip "R" Support for strut member attachment of single crossarms for rigid portals type "R" |
| 4 | Pričvršnik zatege 85 Top member attachment 85 |
| 5 | Zglobni pričvršnik kosnika 85 Strut member attachment 85 |
| 6 | Kruti portal od 4 L profila Lattice pole of 4 L profiles |
| 7 | Kruti portal od 4 L profila tip "R" Lattice pole of 4 L profiles type "R" |

NOSAČ PRIČVRSNIKA JEDNOSTRUKÉ KONZOLE ZA STUP KRUTOG PORTALA ASSEMBLY FOR SINGLE CANTILEVER ATTACHMENT FOR RIGID PORTAL

Materijal: čelik DIN 17100, vruće pocinčan
Material : steel DIN 17100, hot dip galvanized

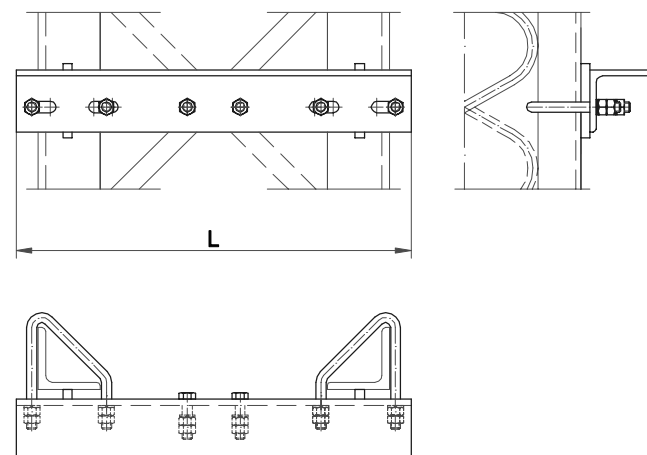
| Kat. br. Cat. No. | Tip Type | Dimenzije Dimensions | Masa Mass |
|----------------------|-------------|-------------------------|--------------|
| | | L [mm] | |
| 64.123.500 | A / AG | 550 | 20,50 |
| 64.123.600 | B / BG | 770 | 27,90 |
| 64.123.700 | C / CG | 990 | 34,51 |
| 64.123.800 | A1 / A1G | 1070 | 37,96 |
| 64.123.900 | B1 / B1G | 1270 | 43,96 |
| 64.124.000 | C1 / C1G | 1470 | 50,16 |



NOSAČ PRIČVRSNIKA ZATEGE JEDNOSTRUKÉ KONZOLE ZA STUP KRUTOG PORTALA TIP "R" SUPPORT FOR TOP MEMBER ATTACHMENT OF SINGLE CROSSARMS FOR RIGID PORTAL TYPE "R"

Materijal: čelik DIN 17100, vruće pocinčan
Material : steel DIN 17100, hot dip galvanized

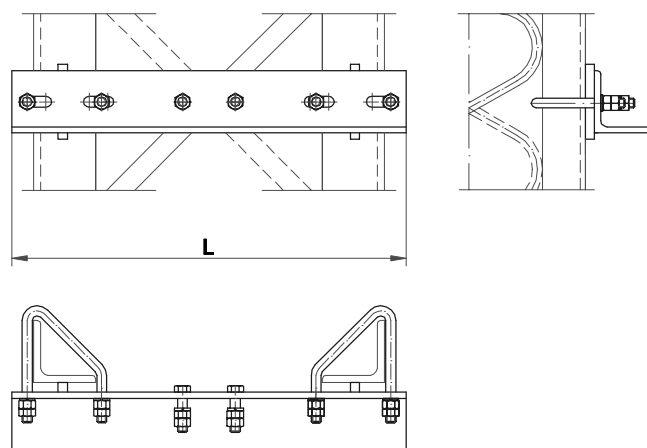
| Kat. br. Cat. No. | Tip Type | Dimenzije Dimensions | Masa Mass |
|----------------------|-------------|-------------------------|--------------|
| | | L [mm] | |
| 64.124.100 | AR | 635 | 11,60 |
| 64.124.200 | BR | 844 | 15,45 |
| 64.124.300 | CR | 1068 | 18,45 |



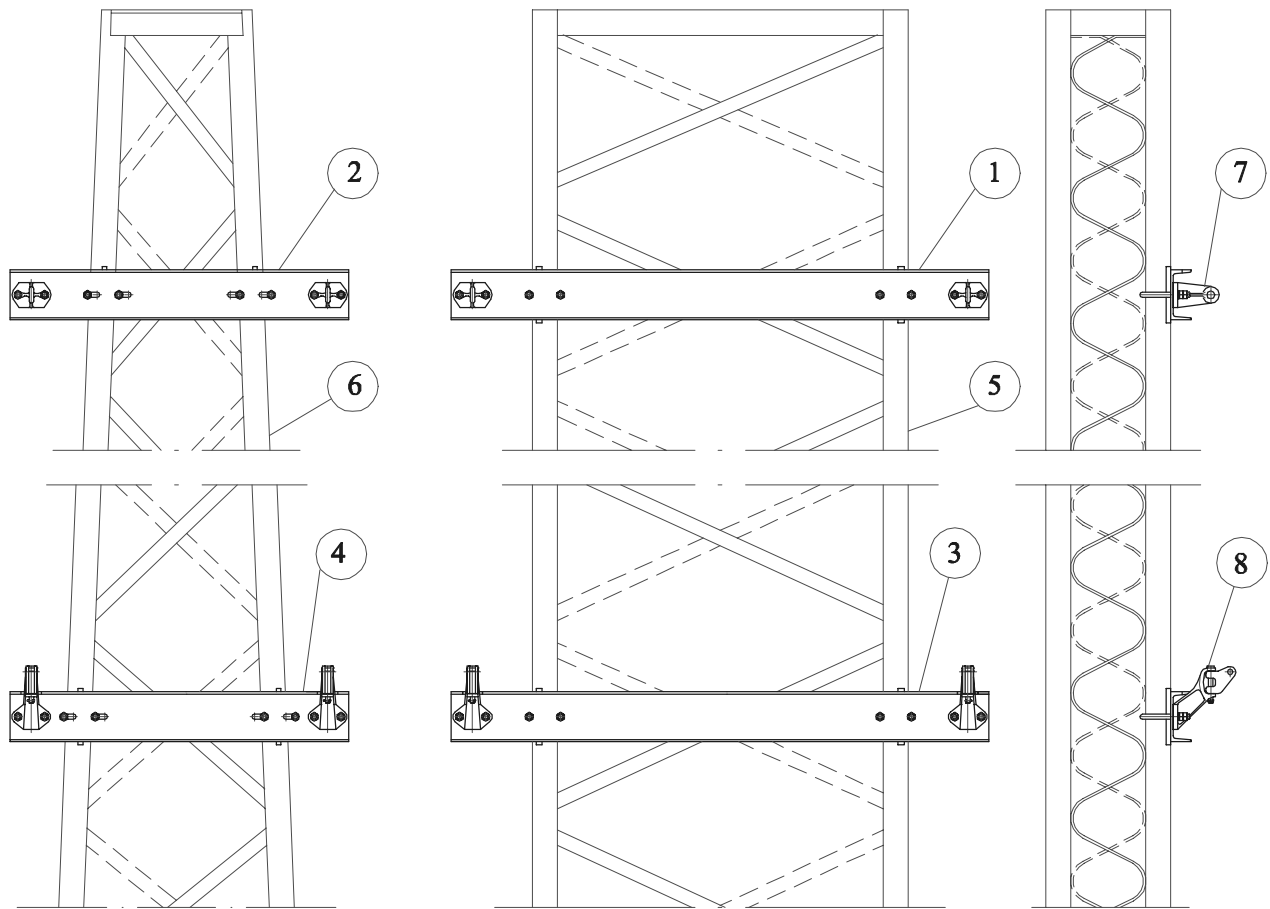
NOSAČ ZGLOBNOG PRIČVRSNIKA KOSNIKA JEDNOSTRUKÉ KONZOLE ZA STUP KRUTOG PORTALA TIP "R" SUPPORT FOR STRUT MEMBER ATTACHMENT OF SINGLE CROSSARMS FOR RIGID PORTAL TYPE "R"

Materijal: čelik DIN 17100, vruće pocinčan
Material : steel DIN 17100, hot dip galvanized

| Kat. br. Cat. No. | Tip Type | Dimenzije Dimensions | Masa Mass |
|----------------------|-------------|-------------------------|--------------|
| | | L [mm] | |
| 64.124.400 | AR | 789 | 14,00 |
| 64.124.500 | BR | 1000 | 17,25 |
| 64.124.600 | CR | 1171 | 20,00 |



PRIČVRŠĆENJE DVOSTRUKE KONZOLE NA NOGU KRUTOG PORTALA OD 4 L PROFILA
DOUBLE CANTILEVER ATTACHMENT ON LATICE POLE



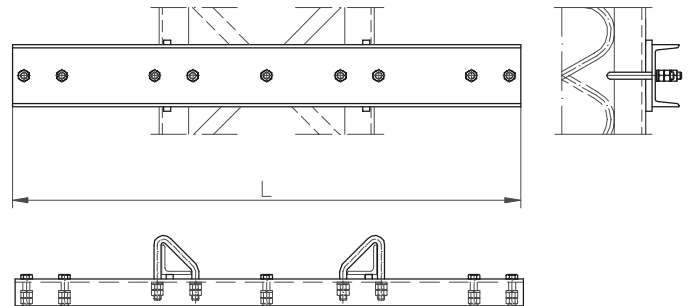
64.001.032

| Poz. Item | Naziv sklopa Description |
|--------------|---|
| 1 | Nosač pričvršćnika zatege dvostruke konzole za stup krutog portala Support for top member attachment of double crossarms for rigid portal |
| 2 | Nosač pričvršćnika zatege dvostruke konzole za stup krutog portala tip R Support for top member attachment of single crossarms for rigid portal type R |
| 3 | Nosač zglobnog pričvršćnika kosnika dvostruke konzole za stup krutog portala Support for strut member attachment of double crossarms for rigid portals |
| 4 | Nosač zglobnog pričvršćnika kosnika dvostruke konzole za stup krutog portala tip R Support for strut member attachment of double crossarms for rigid portal type R |
| 5 | Kruti portal od 4 L profila Rigid portal |
| 6 | Kruti portal od 4 L profila tip "R" Rigid portal type "R" |
| 7 | Pričvršćnik zatege 85 Top member attachment 85 |
| 8 | Zglobni pričvršćnik kosnika 85 Strut member attachment 85 |

NOSAČ PRIČVRSNIKA ZATEGE DVOSTRUKE KONZOLE ZA STUP KRUTOG PORTALA
SUPPORT FOR TOP MEMBER ATTACHMENT OF DOUBLECROSSARMS FOR RIGID PORTAL

Materijal: čelik DIN 17100, vruće pocinčan
 Material : steel DIN 17100, hot dip galvanized

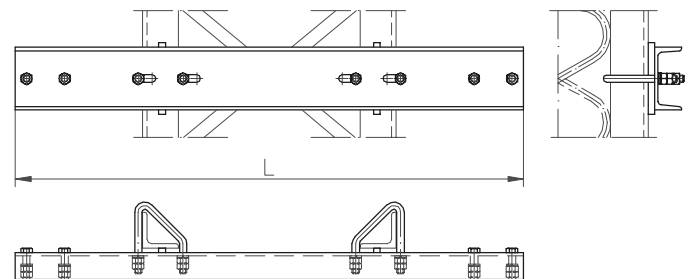
| Kat. br. Cat. No. | Tip Type | Dimenzije Dimensions | Masa Mass |
|----------------------|-------------|-------------------------|--------------|
| | | L [mm] | |
| 64.124.700 | A / AG | 1135 | 20,15 |
| 64.124.800 | B / BG | 1135 | 20,60 |
| 64.124.900 | C / CG | 1260 | 23,10 |
| 64.125.000 | A1 / A1G | 1340 | 24,07 |
| 64.125.100 | B1 / B1G | 1540 | 27,40 |
| 64.125.200 | C1 / C1G | 1470 | 26,45 |



NOSAČ PRIČVRSNIKA ZATEGE DVOSTRUKE KONZOLE ZA STUP KRUTOG PORTALA TIP "R"
SUPPORT FOR TOP MEMBER ATTACHMENT OF DOUBLE CROSSARMS FOR RIGID PORTAL TYPE "R"

Materijal: čelik DIN 17100, vruće pocinčan
 Material : steel DIN 17100, hot dip galvanized

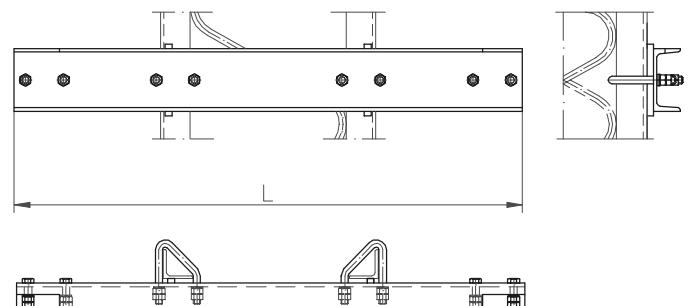
| Kat. br. Cat. No. | Tip Type | Dimenzije Dimensions | Masa Mass |
|----------------------|-------------|-------------------------|--------------|
| | | L [mm] | |
| 64.125.300 | AR | 1135 | 20,80 |
| 64.125.400 | BR | 1270 | 23,10 |
| 64.125.500 | CR | 1435 | 25,70 |



NOSAČ ZGLOBNOG PRIČVRSNIKA KOSNIKA DVOSTRUKE KONZOLE ZA STUP KRUTOG PORTALA
SUPPORT FOR STRUT MEMBER ATTACHMENT OF DOUBLE CROSSARMS FOR RIGID PORTAL

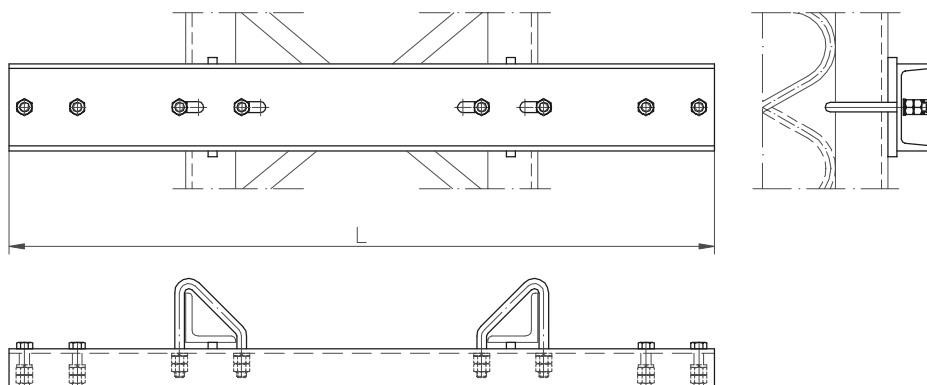
Materijal: čelik DIN 17100, vruće pocinčan
 Material : steel DIN 17100, hot dip galvanized

| Kat. br. Cat. No. | Tip Type | Dimenzije Dimensions | Masa Mass |
|----------------------|-------------|-------------------------|--------------|
| | | L [mm] | |
| 64.125.600 | A / AG | 1135 | 20,55 |
| 64.125.700 | B / BG | 1135 | 20,70 |
| 64.125.800 | C / CG | 1260 | 22,90 |
| 64.125.900 | A1 / A1G | 1340 | 24,10 |
| 64.126.000 | B1 / B1G | 1540 | 28,15 |
| 64.126.100 | C1 / C1G | 1470 | 26,40 |



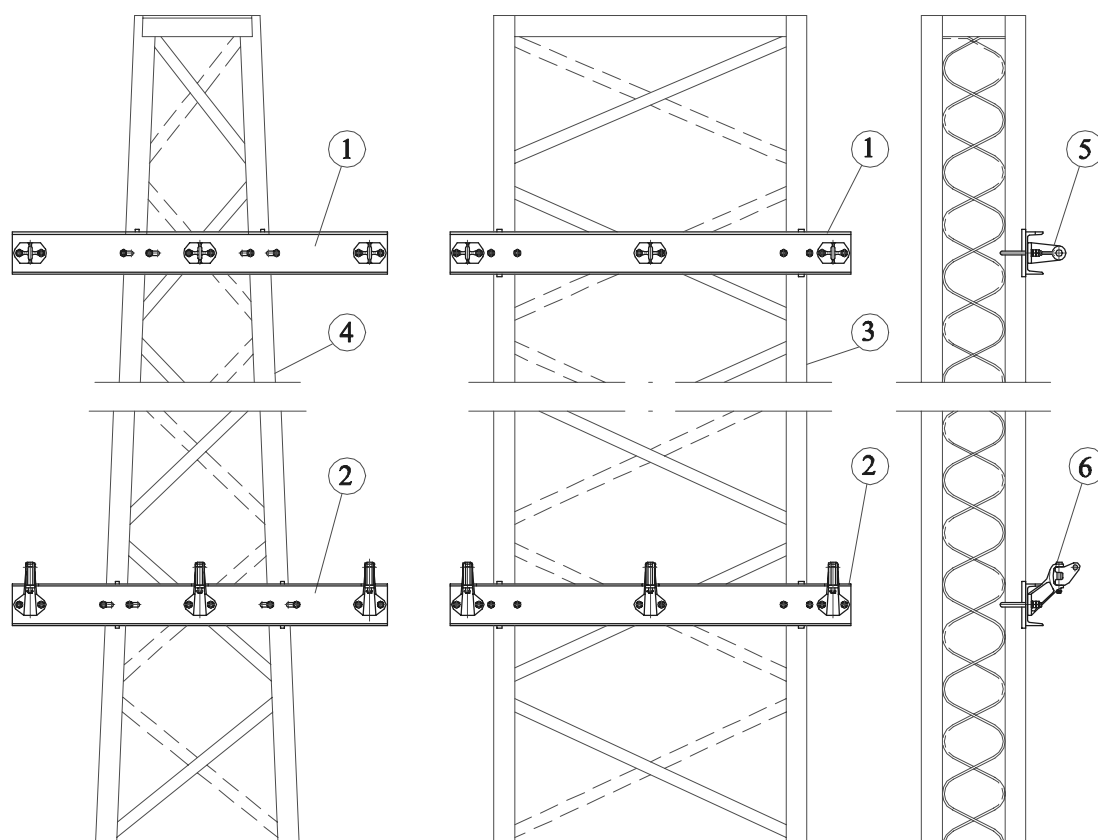
NOSAČ ZGLOBNOG PRIČVRSNIKA KOSNIKA DVOSTRUKE KONZOLE ZA STUP KRUTOG PORTALA TIP "R"
SUPPORT FOR STRUT MEMBER ATTACHMENT OF DOUBLECROSSARMS FOR RIGID PORTAL TYPE "R"

Materijal: čelik DIN 17100, vruće pocinčan
Material : steel DIN 17100, hot dip galvanized



| Kat. br. Cat. No. | Tip Type | Dimenzije Dimensions | Masa Mass |
|----------------------|-------------|-------------------------|--------------|
| | | L [mm] | [kg] |
| 64.126.200 | AR | 1135 | 20,00 |
| 64.126.300 | BR | 1270 | 23,10 |
| 64.126.400 | CR | 1435 | 25,95 |

PRIČVRŠĆENJE TROSTRUKE KONZOLE NA NOGU KRUTOG PORTALA OD 4 L PROFILA TRIPLE CANTILEVER ATTACHMENT ON LATICE POLE



64.001.033

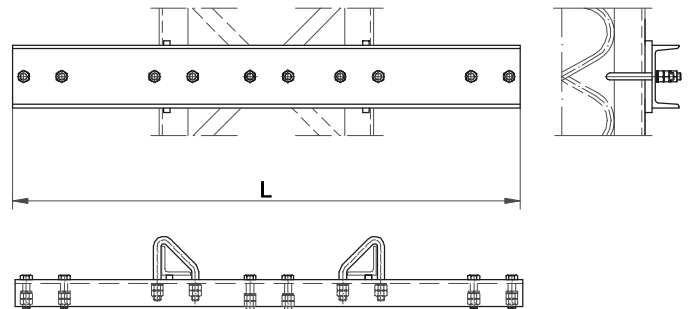
| Poz. Item | Naziv sklopa Description |
|--------------|---|
| 1 | Nosač pričvršćnika zatege trostruke konzole za stup krutog portala Support for top member attachment of triple crossarms for rigid portal |
| 2 | Nosač zglobnog pričvršćnika kosnika trostruke konzole za stup krutog portala Support for strut member attachment of triple crossarms for rigid portals |
| 3 | Kruti portal Rigid portal |
| 4 | Kruti portal tip "R" Rigid portal type "R" |
| 5 | Zglobni pričvršćnik kosnika 85 Strut member attachment 85 |
| 6 | Zglobni pričvršćnik kosnika 85 Strut member attachment 85 |

NOSAČ PRIČVRSNIKA ZATEGE I ZGLOBNOG PRIČVRSNIKA KOSNIKA TROSTRUKE KONZOLE ZA STUP KRUTOG PORTALA

SUPPORT FOR TOP MEMBER ATTACHMENT AND STRUT MEMBER ATTACHMENT OF TRIPLE CROSSARMS FOR RIGID PORTAL

Materijal: čelik DIN 17100, vruće pocinčan
Material : steel DIN 17100, hot dip galvanized

| Kat. br. Cat. No. | Tip Type | Dimenzije Dimensions | Masa Mass |
|----------------------|-------------|-------------------------|--------------|
| | | L [mm] | |
| 64.126.500 | BG | 1435 | 29,90 |
| 64.126.600 | C / CG | 1435 | 30,00 |
| 64.131.600 | B1 | 1435 | 34,30 |
| 64.131.700 | C1 | 1735 | 38,40 |
| 64.126.700 | B / BG | 1435 | 29,90 |
| 64.126.800 | C / CG | 1435 | 30,30 |

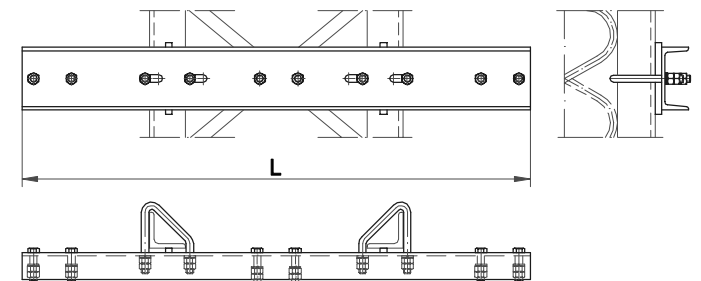


NOSAČ PRIČVRSNIKA ZATEGE TROSTRUKE KONZOLE ZA STUP KRUTOG PORTALA TIP "R"

SUPPORT FOR TOP MEMBER ATTACHMENT OF TRIPLE CROSSARMS FOR RIGID PORTAL TYPE "R"

Materijal: čelik DIN 17100, vruće pocinčan
Material : steel DIN 17100, hot dip galvanized

| Kat. br. Cat. No. | Tip Type | Dimenzije Dimensions | Masa Mass |
|----------------------|-------------|-------------------------|--------------|
| | | L [mm] | |
| 64.131.900 | AR | 1435 | 31,30 |
| 64.132.000 | BR | 1435 | 30,40 |
| 64.132.100 | CR | 1435 | 30,50 |

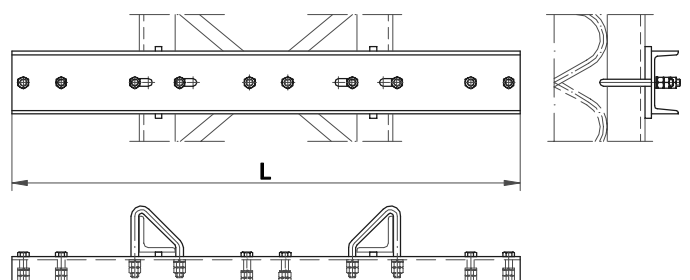


NOSAČ ZGLOBNOG PRIČVRSNIKA KOSNIKA TROSTRUKE KONZOLE ZA STUP KRUTOG PORTALA TIP "R"

SUPPORT FOR STRUT MEMBER ATTACHMENT OF TRIPLE CROSSARMS FOR RIGID PORTAL TYPE "R"

Materijal: čelik DIN 17100, vruće pocinčan
Material : steel DIN 17100, hot dip galvanized

| Kat. br. Cat. No. | Tip Type | Dimenzije Dimensions | Masa Mass |
|----------------------|-------------|-------------------------|--------------|
| | | L [mm] | |
| 64.126.900 | AR | 1135 | 30,00 |
| 64.132.200 | BR | 1135 | 30,80 |
| 64.132.300 | CR | 1260 | 31,00 |

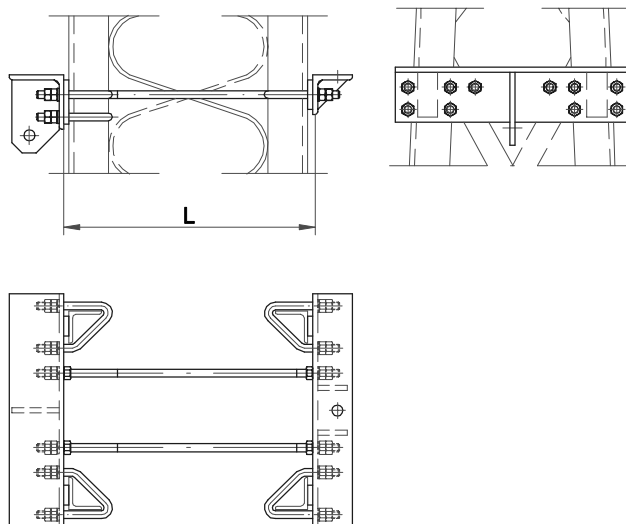


PRIČVRŠĆENJE OPREME ČVRSTOG ZATEZANJA I SIDRA ZA STUP KRUTOG PORTALA OD 4L PROFILA
FIXED TERMINATION AND MAST ANCHOR ATTACHMENT FOR RIGID PORTAL

64.001.034

Materijal: čelik DIN 17100, vruće pocinčan
 Material : steel DIN 17100, hot dip galvanized

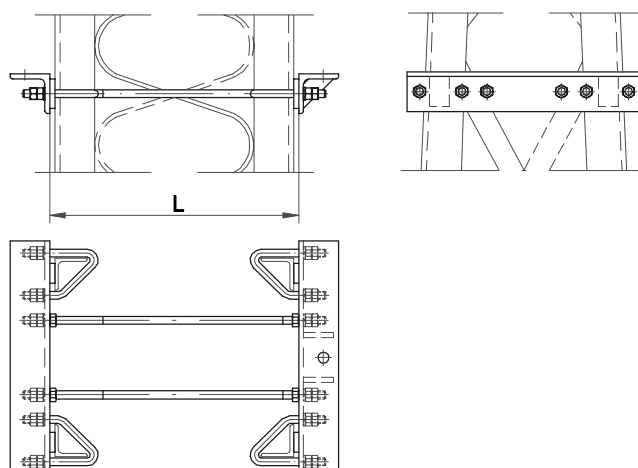
| Kat. br. Cat. No. | Tip Type | Dimenzije Dimensions | Masa Mass |
|----------------------|-------------|-------------------------|--------------|
| | | L [mm] | |
| 64.133.000 | AG | 500 | 21,60 |
| 64.133.100 | BG | 720 | 27,00 |
| 64.133.200 | CG | 940 | 30,80 |
| 64.133.300 | A1G | 1020 | 26,00 |
| 64.133.400 | B1G | 1220 | 29,70 |
| 64.133.500 | C1G | 1420 | 34,10 |



PRIČVRSNIK OPREME ČVRSTOG ZATEZANJA ZA STUP KRUTOG PORTALA OD 4L PROFILA
FIXED TERMINATION ATTACHMENT FOR RIGID PORTAL

Materijal: čelik DIN 17100, vruće pocinčan
 Material : steel DIN 17100, hot dip galvanized

| Kat. br. Cat. No. | Tip Type | Dimenzije Dimensions | Masa Mass |
|----------------------|-------------|-------------------------|--------------|
| | | L [mm] | |
| 64.132.400 | AG | 500 | 18,00 |
| 64.132.500 | BG | 720 | 20,80 |
| 64.132.600 | CG | 940 | 23,80 |
| 64.132.700 | A1G | 1020 | 20,00 |
| 64.132.800 | B1G | 1220 | 23,00 |
| 64.132.900 | C1G | 1420 | 29,70 |

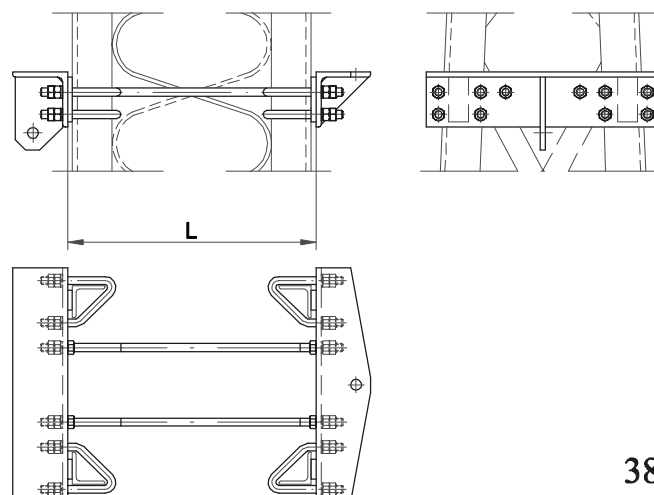


PRIČVRSNIK AUTOMATSKOG ZATEZANJA I SIDRA ZA STUP KRUTOG PORTALA
REGULATED TERMINATION AND MAST ANCHOR ATTACHMENT FOR RIGID PORTAL

64.001.035

Materijal: čelik DIN 17100, vruće pocinčan
 Material : steel DIN 17100, hot dip galvanized

| Kat. br. Cat. No. | Za stup For lattice pole | Dimenzije Dimensions | Masa Mass |
|----------------------|-----------------------------|-------------------------|--------------|
| | | L [mm] | |
| 64.134.200 | AG | 500 | 26,50 |
| 64.134.300 | BG | 720 | 31,25 |
| 64.134.400 | CG | 940 | 29,50 |
| 64.134.500 | A1G | 1020 | 28,25 |
| 64.134.600 | B1G | 1220 | 34,00 |
| 64.134.700 | C1G | 1420 | 40,40 |

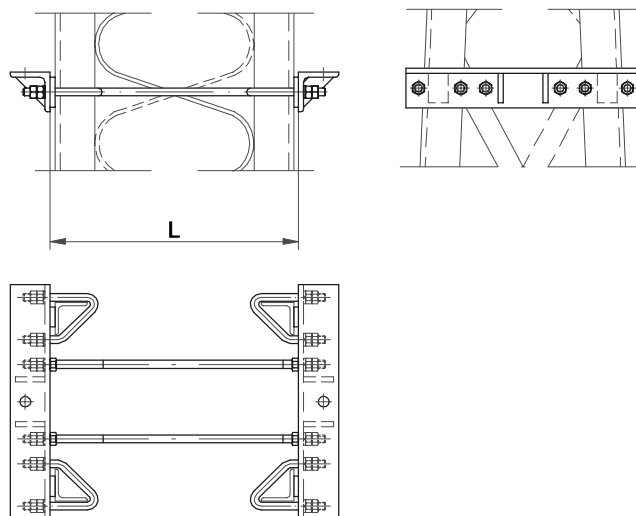


PRIČVRŠĆENJE OPREME ČVRSTOG ZATEZANJA ZA STUP KRUTOG PORTALA OD 4L PROFILA TIP "R"
FIXED TERMINATION ATTACHMENT FOR RIGID PORTAL TYPE "R"

64.001.038

Materijal: čelik DIN 17100, vruće pocinčan
 Material : steel DIN 17100, hot dip galvanized

| Kat. br. Cat. No. | Tip Type | Dimenzije Dimensions | | Masa Mass [kg] |
|----------------------|-------------|-------------------------|--|----------------------|
| | | L [mm] | | |
| 64.134.800 | AR | 500 - 690 | | 22,50 |
| 64.134.900 | BR | 720 - 880 | | 18,70 |
| 64.135.000 | CR | 940 - 1060 | | 24,00 |

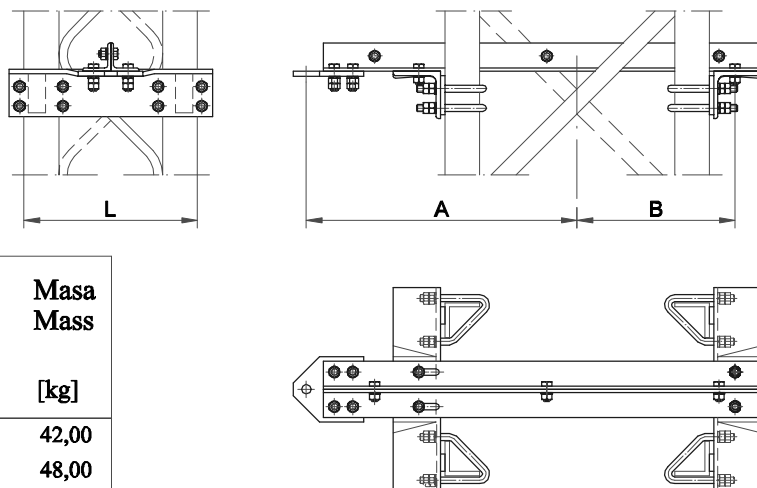


PRIČVRŠĆENJE OPREME AUTOMATSKOG ZATEZANJA I SIDRA ZA STUP KRUTOG PORTALA TIP "R"
REGULATED TERMINATION AND MAST ANCHOR ATTACHMENT FOR RIGID PORTAL TYPE "R"

64.001.039

Materijal: čelik DIN 17100, vruće pocinčan
 Material : steel DIN 17100, hot dip galvanized

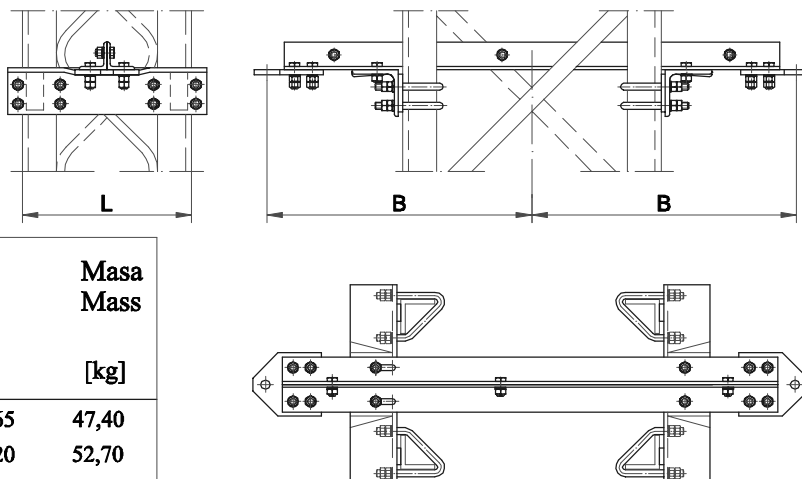
| Kat. br. Cat. No. | Tip Type | Dimenzije Dimensions | | | Masa Mass [kg] |
|----------------------|-------------|-------------------------|-----------|-----------|----------------------|
| | | L | A | B | |
| 64.136.000 | AR | 400 | 625 - 665 | 345 - 385 | 42,00 |
| 64.136.100 | BR | 500 | 680 - 720 | 440 - 480 | 48,00 |
| 64.136.200 | CR | 600 | 760 - 800 | 540 - 580 | 54,00 |



DVOSTRUKI PRIČVRŠNIK AUTOMATSKOG ZATEZANJA I SIDRA ZA STUP KRUTOG PORTALA
DOUBLE REGULATED TERMINATION AND MAST ANCHOR ATTACHMENT FOR RIGID PORTAL

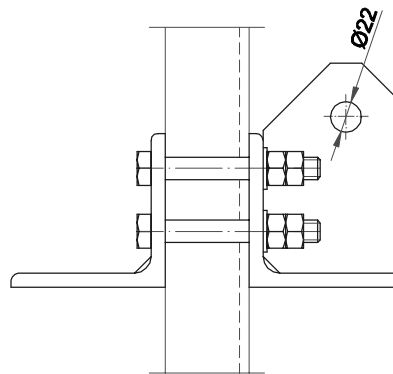
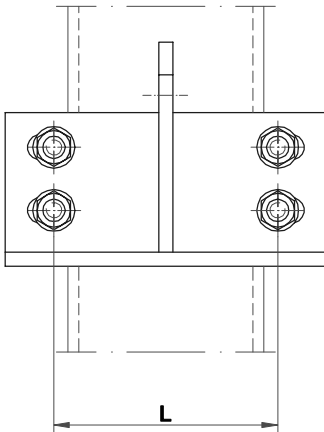
Materijal: čelik DIN 17100, vruće pocinčan
 Material : steel DIN 17100, hot dip galvanized

| Kat. br. Cat. No. | Tip Type | Dimenzije Dimensions | | Masa Mass [kg] |
|----------------------|-------------|-------------------------|-----------|----------------------|
| | | L | B | |
| 64.135.700 | AR | 400 | 625 - 665 | 47,40 |
| 64.135.800 | BR | 500 | 680 - 720 | 52,70 |
| 64.135.900 | CR | 600 | 760 - 800 | 59,00 |

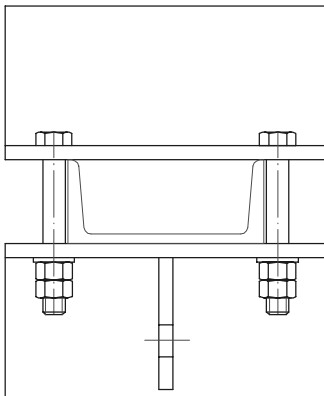


PRIČVRŠĆENJE SIDRA NA STUP OD 4U PROFILA
MAST ANCHOR ATTACHMENT FOR U-TOWER

64.001.036



Materijal: čelik DIN 17100, vruće pocinčan
 Material : steel DIN 17100, hot dip galvanized



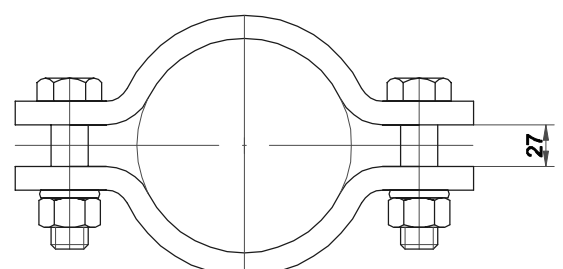
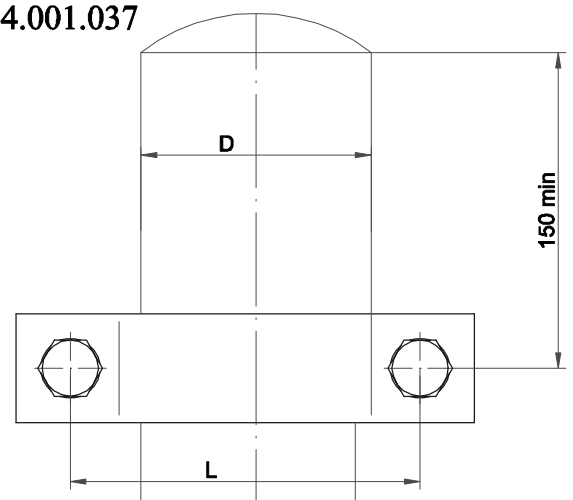
| Kat. br. Cat. No. | Za stup For pole | Dimenzije Dimensions L [mm] | Masa Mass [kg] |
|----------------------|---------------------|--------------------------------------|----------------------|
| 64.123.100 | U14 | 160 | 10,40 |
| 64.123.200 | U16 | 180 | 10,80 |
| 64.123.300 | U18 | 200 | 14,50 |
| 64.123.400 | U20 | 220 | 15,10 |

PRIČVRŠĆENJE SIDRA ZA CIJEVNE STUPOVE
MAST ANCHOR ATTACHMENT FOR TUBULAR POLES

64.001.037

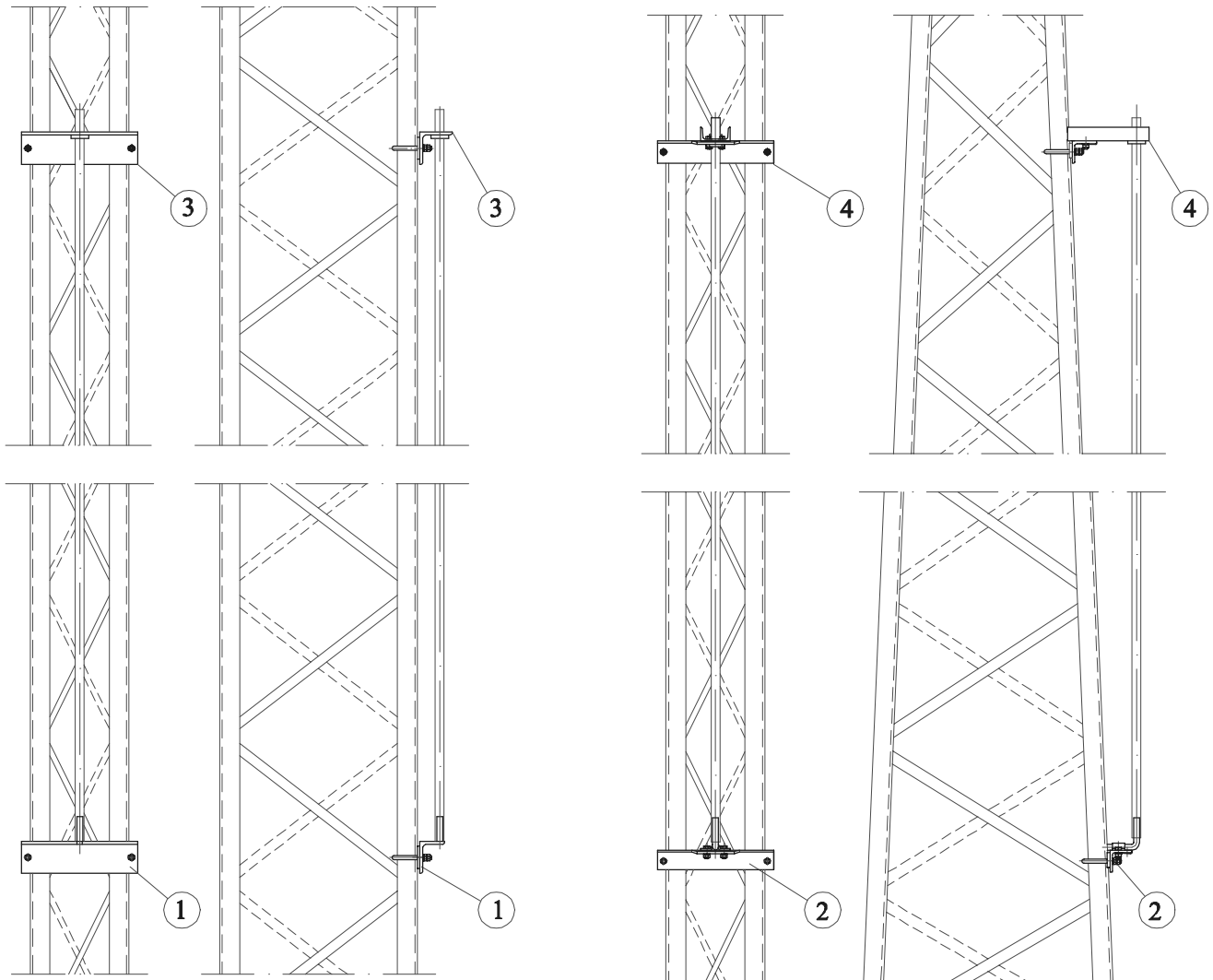
Materijal: čelik DIN 17100, vruće pocinčan
 Material : steel DIN 17100, hot dip galvanized

| Kat. br. Cat. No. | Za stup For pole | Dimenzije Dimensions L [mm] | Masa Mass [kg] |
|----------------------|---------------------|--------------------------------------|----------------------|
| 64.131.500 | Ø315 | 405 | 10,95 |
| 64.131.400 | Ø267 | 360 | 9,37 |



PRIČVRŠĆENJE VODILICE UTEGA NA STUP KRUTOG PORTALA
ATTACHMENT OF WEIGHT GUIDE TO RIGID PORTAL

64.001.040

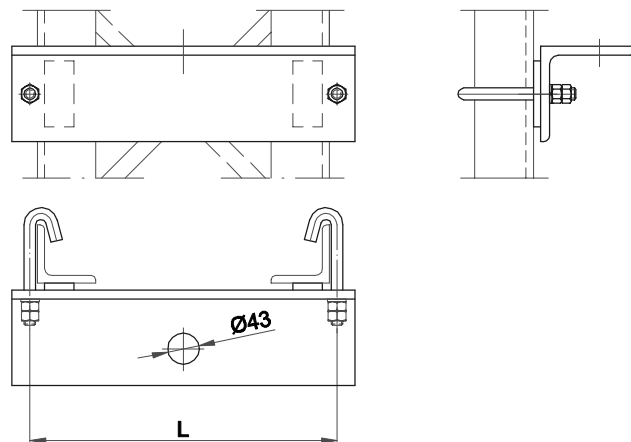


| Poz. Item | Naziv sklopa Description |
|-----------|---|
| 1 | Donji pričvršnik vodilice utega za stupove krutog portala Lower fastener of weight guide to rigid portal |
| 2 | Donji pričvršnik vodilice utega za stupove krutog portala tip "R" Lower fastener of weight guide to rigid portal type "R" |
| 3 | Gornji pričvršnik vodilice utega za stupove krutog portala Upper fastener of weight guide to rigid portal |
| 4 | Gornji pričvršnik vodilice utega za stupove krutog portala tip "R" Upper fastener of weight guide to rigid portal type "R" |

GORNJI PRIČVRSNIK VODILICE UTEGA ZA STUPOVE KRUTOG PORTALA UPPER FASTENER OF GUIDE WEIGHT FOR RIGID PORTAL

Materijal: čelik DIN 17100, vruće pocinčan
Material : steel DIN 17100, hot dip galvanized

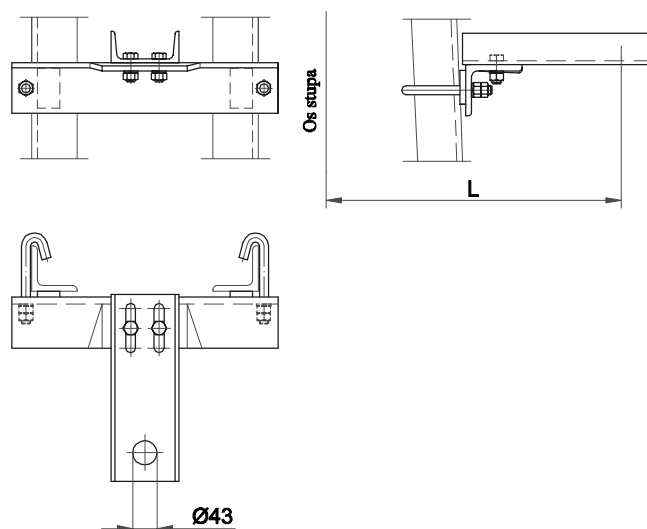
| Kat. br. Cat. No. | Za stup For lattice pole | Dimenzije | Masa Mass |
|----------------------|-----------------------------|-------------------------|--------------|
| | | Dimensions L [mm] | |
| 64.137.200 | AG | 420 | 13,00 |
| 64.137.300 | BG | 520 | 15,50 |
| 64.137.400 | CG | 620 | 18,00 |
| 64.137.500 | A1G | 450 | 13,90 |
| 64.137.600 | B1G | 540 | 16,10 |
| 64.137.700 | C1G | 670 | 19,30 |



GORNJI PRIČVRSNIK VODILICE UTEGA ZA STUPOVE KRUTOG PORTALA TIP "R" UPPER FASTENER OF GUIDE WEIGHT FOR RIGID PORTAL

Materijal: čelik DIN 17100, vruće pocinčan
Material : steel DIN 17100, hot dip galvanized

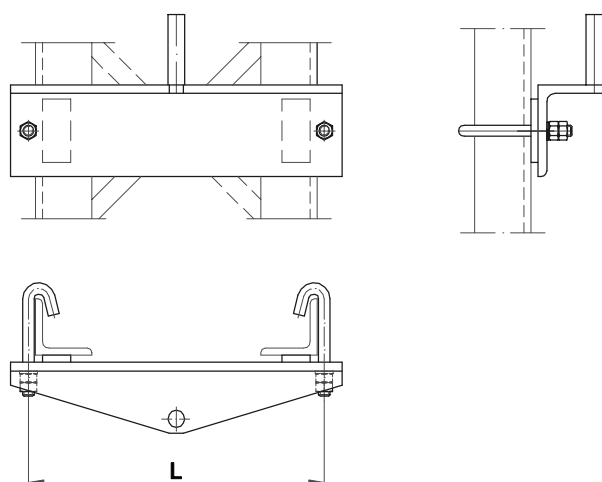
| Kat. br. Cat. No. | Tip Type | Dimenzije | Masa Mass |
|----------------------|-------------|-------------------------|--------------|
| | | Dimensions L [mm] | |
| 64.137.800 | AR | 625 - 665 | 12,30 |
| 64.137.900 | BR | 680 - 720 | 13,00 |
| 64.138.000 | CR | 760 - 800 | 14,20 |



DONJI PRIČVRSNIK VODILICE UTEGA ZA STUPOVE KRUTOG PORTALA LOWER FASTENER OF GUIDE WEIGHT FOR RIGID PORTAL

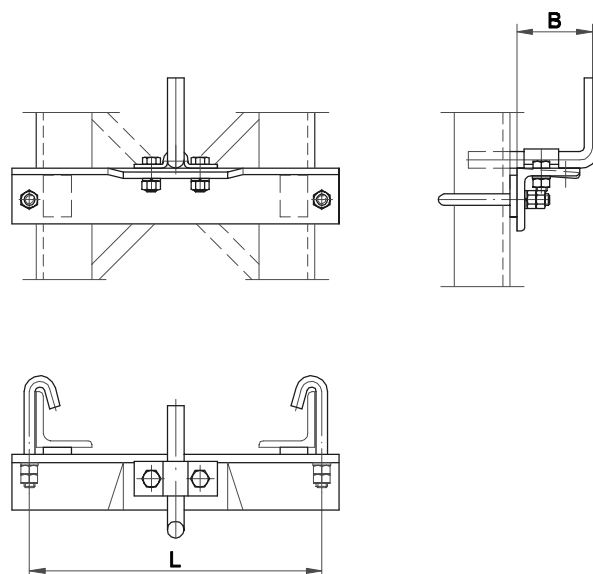
Materijal: čelik DIN 17100, vruće pocinčan
Material : steel DIN 17100, hot dip galvanized

| Kat. br. Cat. No. | Za stup For pole | Dimenzije | Masa Mass |
|----------------------|---------------------|-------------------------|--------------|
| | | Dimensions L [mm] | |
| 64.136.300 | AG | 420 | 9,80 |
| 64.136.400 | BG | 520 | 11,50 |
| 64.136.500 | CG | 620 | 13,50 |
| 64.136.600 | A1G | 450 | 10,90 |
| 64.136.700 | B1G | 540 | 12,00 |
| 64.136.800 | C1G | 670 | 14,80 |



DONJI PRIČVRŠNIK VODILICE UTEGA ZA STUPOVE KRUTOG PORTALA TIP "R"
LOWER FASTENER OF GUIDE WEIGHT FOR RIGID PORTAL TYPE "R"

Materijal: čelik DIN 17100, vruće pocinčan
Material : steel DIN 17100, hot dip galvanized

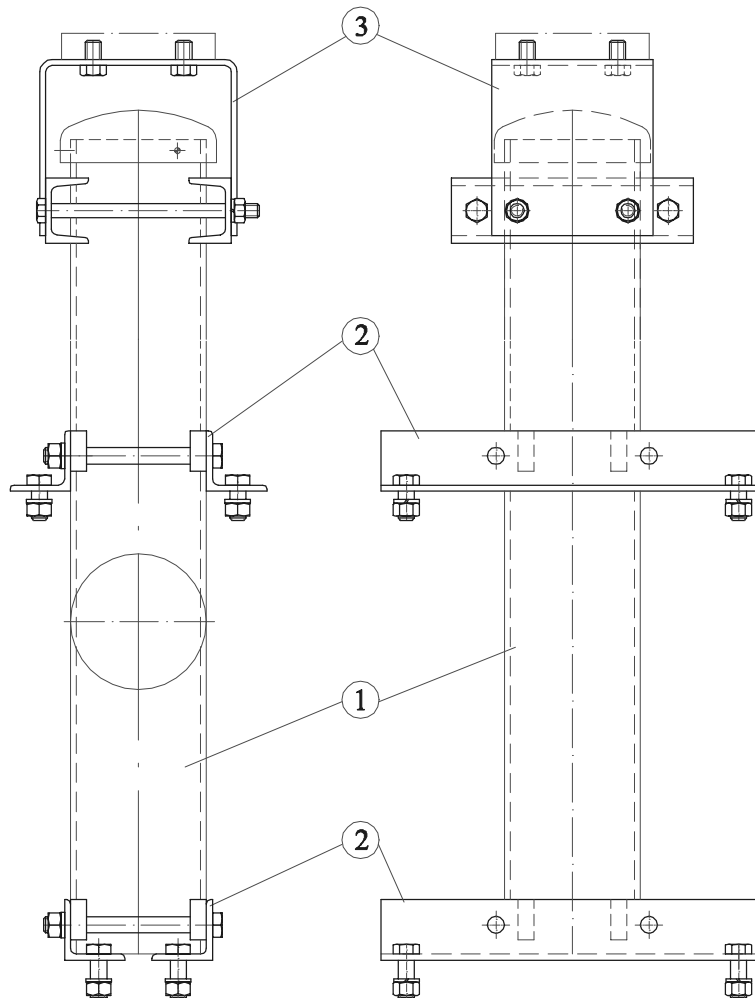


| Kat. br. Cat. No. | Tip Type | Dimenzije Dimensions | | Masa Mass |
|----------------------|-------------|-------------------------|-----------|--------------|
| | | L | B | |
| | | [mm] | | [kg] |
| 64.136.900 | AR | 420 | 90 - 130 | 9,10 |
| 64.137.000 | BR | 520 | 90 - 130 | 10,40 |
| 64.137.100 | CR | 620 | 115 - 155 | 11,20 |

**PRIČVRŠĆENJE CIJEVNOG NOSAČA IZOLATORA OBILAZNOG VODA
NA KRUTI PORTAL OD 4L PROFILA**

ATTACHMENT OF TUBULAR INSULATOR SUPPORT TO RIGID PORTAL

64.001.042



| Poz. Item | Naziv sklopa Description |
|--------------|---|
| 1 | Cijevni nosač izolatora obilaznog voda na krutom portalu Tubular insulator support to the rigid portal |
| 2 | Pričvršnik cijevnog nosača izolatora obilaznog voda na kruti portal Fastener of tubular insulator support to the rigid portal |
| 3 | Pričvršnik izolatora obilaznog voda za vrh cijevnog stupa ili cijevnog nosača Feeder suspension attachment to the tubular pole top |

CIJEVNI NOSAČ IZOLATORA OBILAZNOG VODA NA KRUTOM PORTALU
TUBE SUPPORT INSULATOR TO RIGID PORTAL

64.104.300

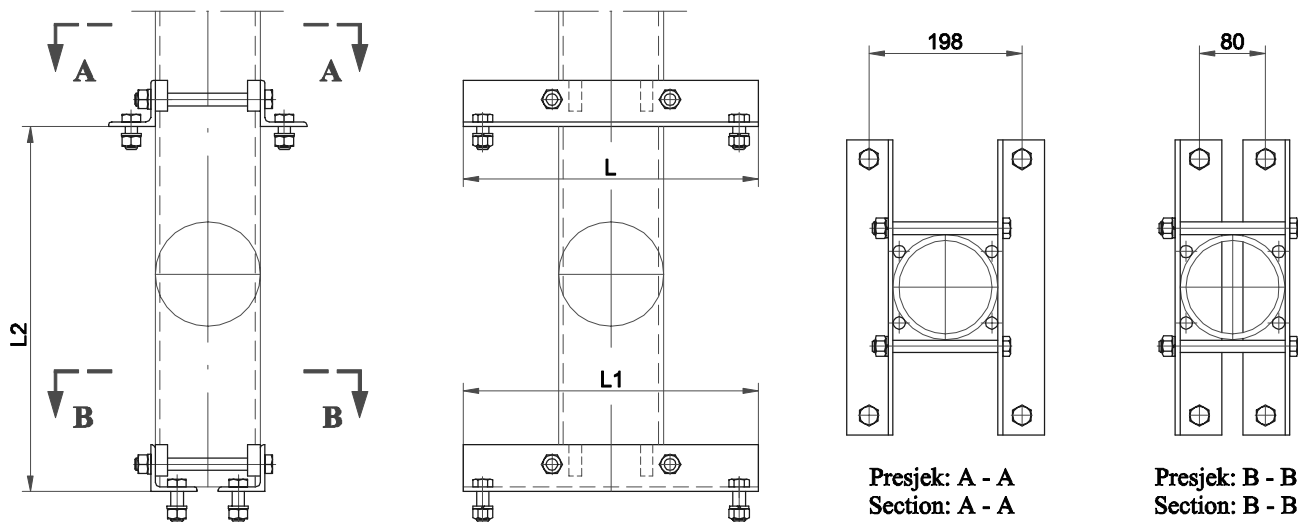
Materijal: čelik DIN 17100, vruće pocinčan
 Material : steel DIN 17100, hot dip galvanized

| Tip Type | A | B | C | D |
|-------------------------|-------|-------|-------|-------|
| Dužina Length L (mm) | 2500 | 2710 | 2950 | 3750 |
| Masa Mass (kg) | 50,31 | 54,38 | 59,04 | 74,56 |



PRIČVRSNIK CIJEVNOG NOSAČA IZOLATORA OBILAZNOG VODA NA KRUTI PORTAL OD 4L PROFILA
FASTENER FOR TUBULAR INSULATOR SUPPORT TO RIGID PORTAL

Materijal: čelik DIN 17100, vruće pocinčan
 Material : steel DIN 17100, hot dip galvanized

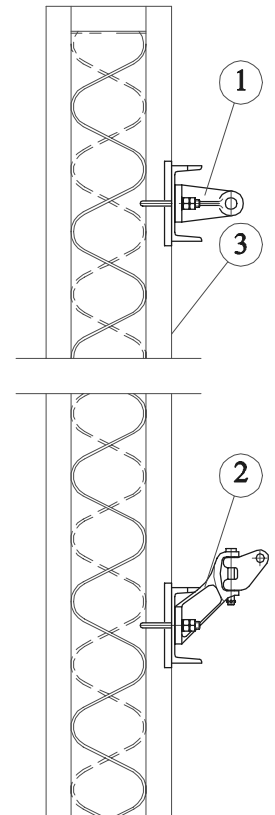


| Kat. br. Cat. No. | Tip Type | Dimenzije Dimensions | | | Masa Mass [kg] |
|----------------------|-------------|-------------------------|------------------------|----------------|-------------------|
| | | L | L ₁ [mm] | L ₂ | |
| 64.138.800 | A | 380 | 380 | 480 | 11,90 |
| 64.138.900 | B | 470 | 470 | 700 | 13,90 |
| 64.139.000 | C | 540 | 540 | 920 | 15,50 |
| 64.139.100 | A1 | | | 510 | 11,60 |
| 64.139.200 | B1 | 470 | 480 | 720 | 15,30 |
| 64.139.300 | C1 | 590 | 590 | 950 | 19,20 |

PRIČVRŠĆENJE JEDNOSTRUKA KONZOLE NA NOSAČ OPREME KRUTOG PORTALA 65 I 80
ATTACHMENT OF SINGLE CANTILEVER ON ASSEMBLY FOR RIGID PORTAL

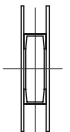
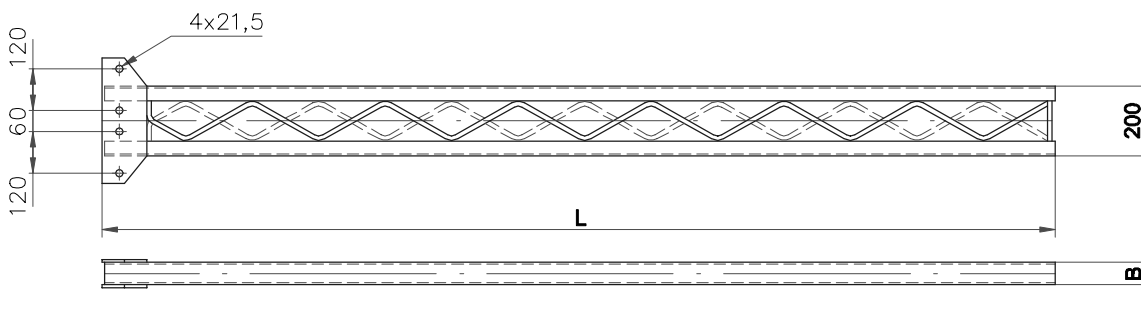
64.001.046

| Poz. Item | Naziv sklopa Description |
|--------------|---|
| 1 | Pričvršnik zatege za nosač opreme 65 Top member attachment for U towers 65 |
| 2 | Zglobni pričvršnik kosnika za nosač opreme krutog portala 65 Strut member attachment for rigid portal 65 |
| 3 | Nosač opreme krutog portala Assembly for rigid portal |



NOSAČ OPREME KRUTOG PORTALA
ASSEMBLY FOR RIGID PORTAL

Materijal: čelik DIN 17100, vruće pocinčan
 Material : steel DIN 17100, hot dip galvanized

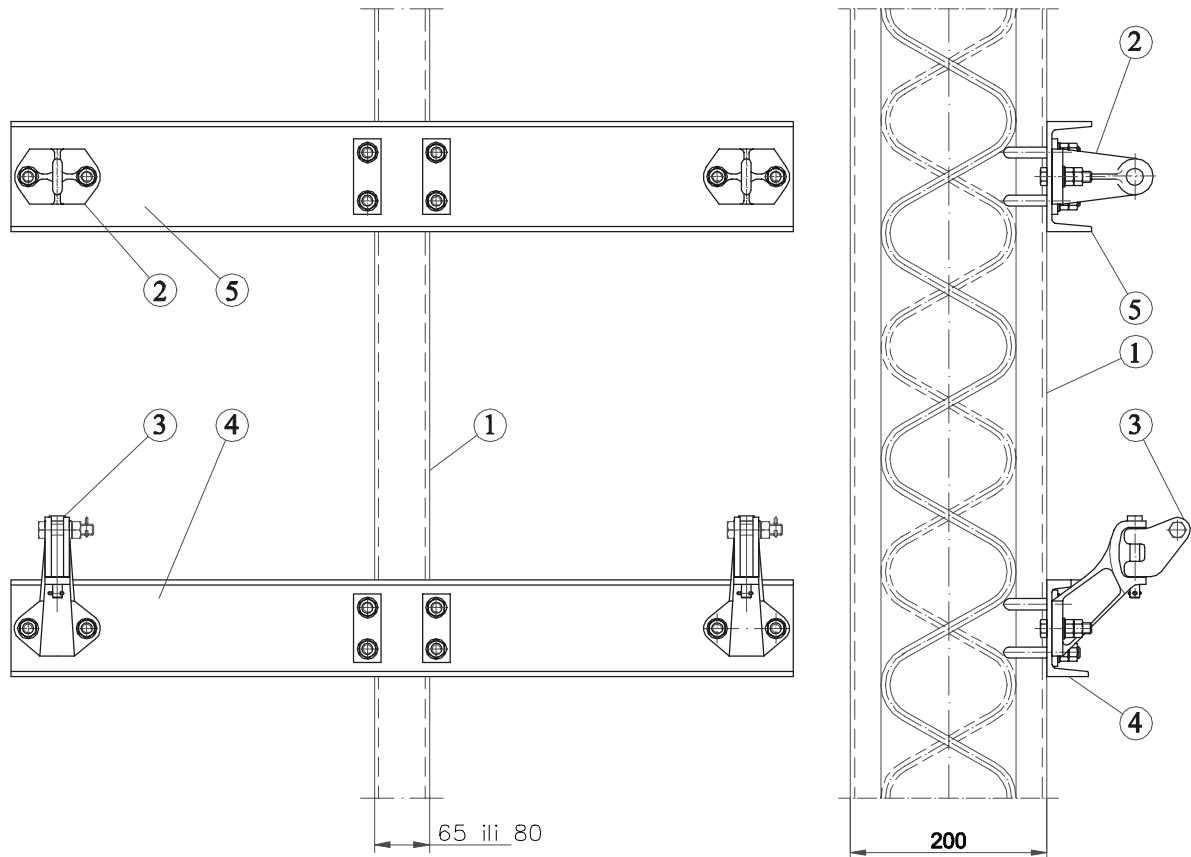


| Kat. br. Cat. No. | Dimenzije Dimensions | | Masa Mass |
|----------------------|-------------------------|----|--------------|
| | L | B | |
| | [mm] | | [kg] |
| 64.103.400 | 2740 | 65 | 51,50 |
| 64.103.500 | 2740 | 80 | 62,00 |
| 64.103.600 | 1976 | 65 | 49,94 |

PRIČVRŠĆENJE DVOSTRUKE KONZOLE NA NOSAČ OPREME KRUTOG PORTALA 65 I 80
ATTACHMENT OF DOUBLE CANTILEVER ON ASSEMBLY FOR RIGID PORTAL

65.. 64.001.047

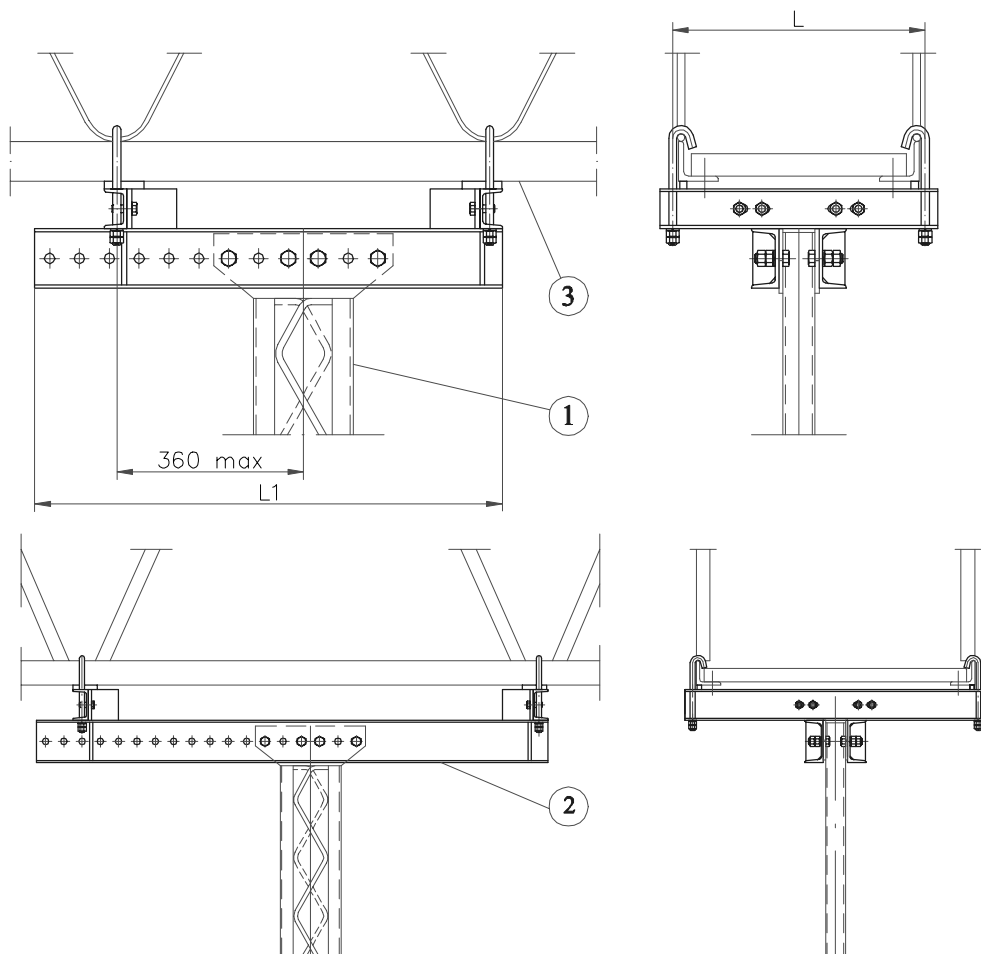
80.. 64.001.049



| Poz. Item | Naziv sklopa Description |
|--------------|--|
| 1 | Nosač opreme krutog portala 65 i 80 Assembly for rigid portal 65 and 80 |
| 2 | Pričvršnik zatege za nosač opreme 65 i 80 Top member attachment for U towers 65 and 80 |
| 3 | Zglobni pričvršnik kosnika za nosač opreme krutog portala 65 i 80 Strut member attachment for rigid portal 65 and 80 |
| 4 | Nosač zglobnog pričvršnika kosnika dvostruke konzole na nosaču opreme krutog portala 65 i 80 Support for strut member attachment of double crossarms to assembly for rigid portal 65 and 80 |
| 5 | Nosač pričvršnika zatege dvostruke konzole na nosaču opreme krutog portala 65 i 80 Support for top member attachment of double crossarms to assembly for rigid portal 65 and 80 |

PRIČVRŠĆENJE NOSAČA OPREME NA GREDU KRUTOG PORTALA OD 4 L PROFILA
ASSEMBLY FOR CROSSARM OF RIGID PORTAL

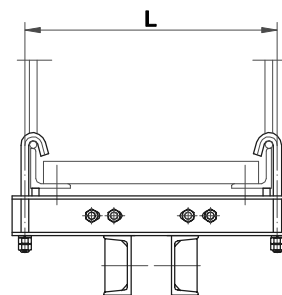
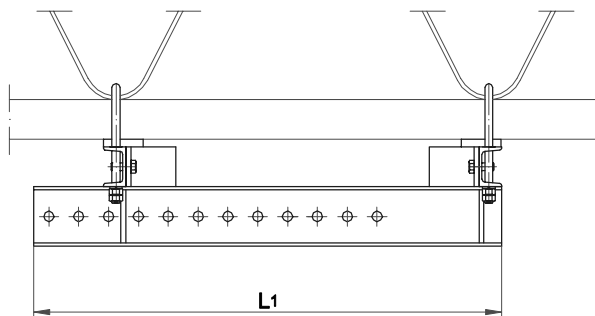
64.001.051



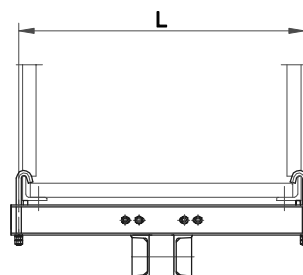
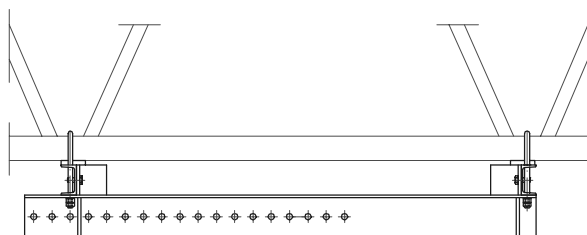
| Poz. Item | Naziv sklopa Description |
|--------------|---|
| 1 | Nosač opreme za gredu krutog portala Assembly for crossarm of rigid portal |
| 2 | Pričvršnik nosača opreme za gredu krutog portala Support fastener of assembly for crossarm of rigid portal |
| 3 | Gredu krutog portala od 4L profila Rigid portal |

PRIČVRŠNIK NOSAČA OPREME ZA GREDU KRUTOG PORTALA
SUPPORT FESTENER OF ASSEMBLY FOR CROSSARM OF RIGID PORTAL

Tip 01
Type 01



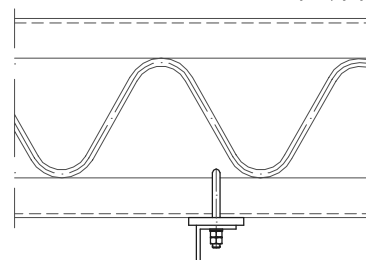
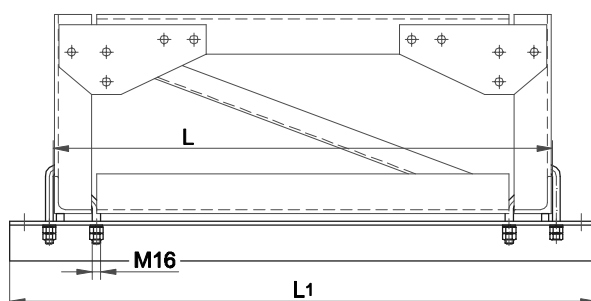
Tip 02
Type 02



| Kat. br. Cat. No. | Tip Type | Dimenzije Dimensions | | Masa Mass | |
|----------------------|-------------|-------------------------|----------------|--------------|-------------|
| | | L | L ₁ | Tip/Type 01 | Tip/Type 02 |
| | | [mm] | | [kg] | |
| 64.139.700 | A | 508 | 940 | 48,30 | 49,60 |
| 64.139.800 | B | 729 | 945 | 51,20 | 51,40 |
| 64.139.900 | C | 938 | 1680 | | 93,80 |
| 64.140.000 | A1 | 1024 | 1074 | | 72,70 |
| 64.140.100 | B1 | 1224 | 1274 | | 89,40 |
| 64.140.200 | C1 | 1418 | 1468 | | 115,90 |

PRIČVRŠĆENJE NOSIVOG UŽETA U ČVRSTOJ TOČCI ZA GREDU KRUTOG PORTALA OD 4L PROFILA
FIXED TERMINATION ATTACHMENT WITHOUT ANCHOR ROD FOR RIGID PORTALS

64.001.052

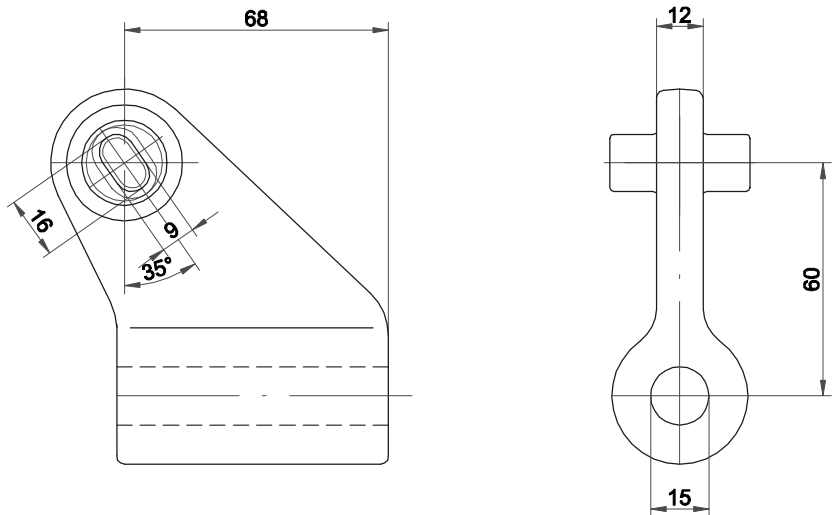


| Kat. br. Cat. No. | Tip Type | Dimenzije Dimensions | | Masa Mass |
|----------------------|-------------|-------------------------|----------------|--------------|
| | | L | L ₁ | |
| | | [mm] | | [kg] |
| 64.139.400 | A1 | 1000 | 1180 | 13,80 |
| 64.139.500 | B1 | 1200 | 1380 | 15,61 |
| 64.139.600 | C1 | 1400 | 1580 | 21,15 |

ZASTAVICA ZA PRIČVRŠNIK KOSNIKA
HINGE FOR BOTTOOM FASTENER

43.64.198

Materijal: čelik DIN 17100, vruće pocinčan
 Masa: 0,75 kg
 Material : steel DIN 17100, hot dip galvanized
 Mass: 0,75 kg

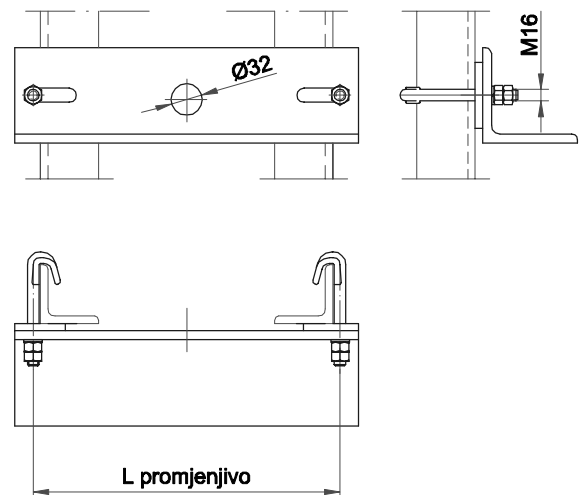


PRIČVRŠNIK POPREČNOG UŽETA ZA STUP GP 1
FASTENER FOR ACROSS CONDUCTOR

64.127.000

Materijal: čelik DIN 17100, vruće pocinčan
 Material : steel DIN 17100, hot dip galvanized

| Tip / Type | A | B | C | D | E |
|------------------------|-------|-------|-------|-------|-------|
| Dužina / Length L [mm] | 660 | 685 | 720 | 745 | 800 |
| Masa / Mass [kg] | 12,40 | 12,70 | 13,30 | 13,60 | 14,50 |

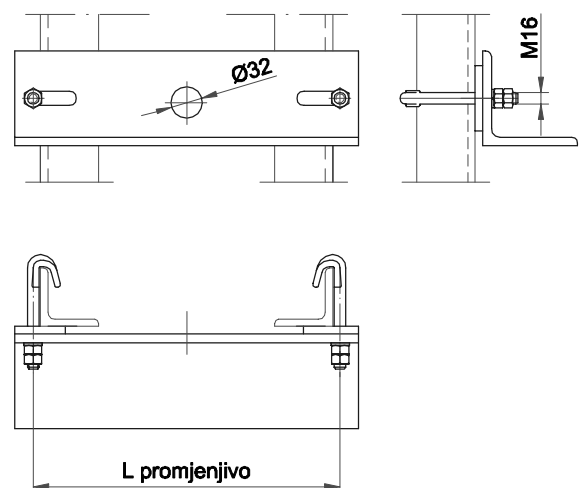


PRIČVRŠNIK POPREČNOG UŽETA ZA STUP GP 2
FASTENER FOR ACROSS CONDUCTOR

64.127.100

Materijal: čelik DIN 17100, vruće pocinčan
 Material : steel DIN 17100, hot dip galvanized

| Tip / Type | A | B | C | D | E |
|------------------------|-------|-------|-------|-------|-------|
| Dužina / Length L [mm] | 660 | 685 | 720 | 745 | 800 |
| Masa / Mass [kg] | 12,40 | 12,70 | 13,30 | 13,60 | 14,50 |

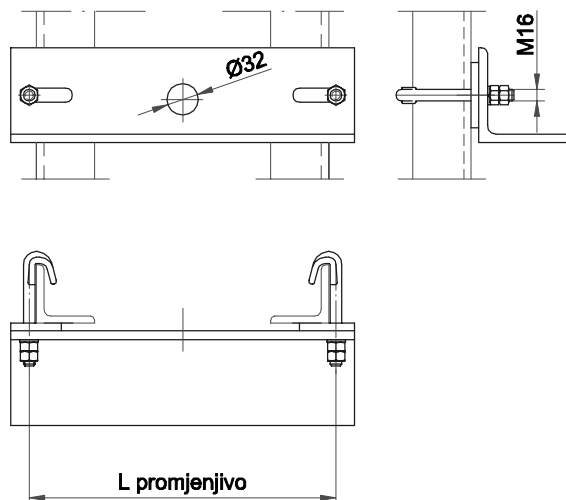


**PRIČVRSNIK POPREČNOG UŽETA ZA STUP GP 3
FASTENER FOR ACROSS CONDUCTOR**

64.127.200

Materijal: čelik DIN 17100, vruće pocinčan
Material : steel DIN 17100, hot dip galvanized

| Tip / Type | A | B | C |
|------------------------|-------|-------|-------|
| Dužina / Length L [mm] | 745 | 810 | 880 |
| Masa / Mass [kg] | 13,90 | 15,00 | 16,10 |

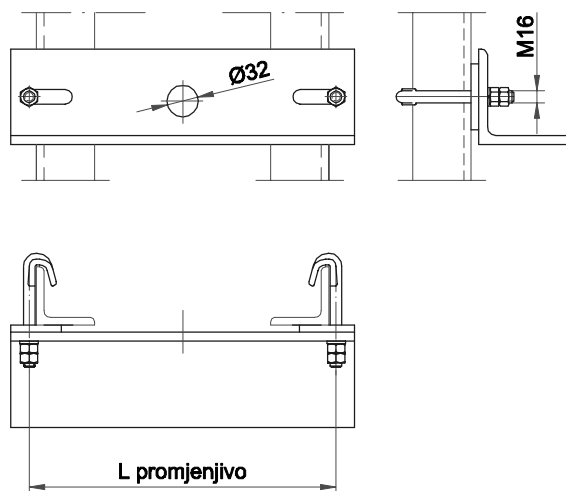


**PRIČVRSNIK POPREČNOG UŽETA ZA STUP GP 4
FASTENER FOR ACROSS CONDUCTOR**

64.127.300

Materijal: čelik DIN 17100, vruće pocinčan
Material : steel DIN 17100, hot dip galvanized

| Tip / Type | A | B | C | D | E |
|------------------------|-------|-------|-------|-------|-------|
| Dužina / Length L [mm] | 812 | 880 | 949 | 1017 | 1086 |
| Masa / Mass [kg] | 19,10 | 20,30 | 21,90 | 23,40 | 24,80 |

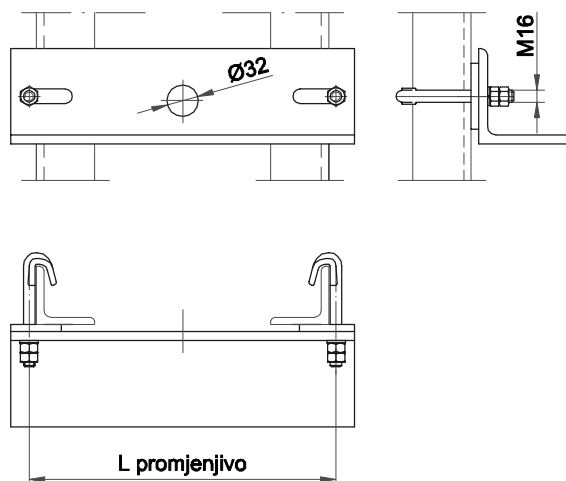


**PRIČVRSNIK POPREČNOG UŽETA ZA STUP GP 5
FASTENER FOR ACROSS CONDUCTOR**

64.127.400

Materijal: čelik DIN 17100, vruće pocinčan
Material : steel DIN 17100, hot dip galvanized

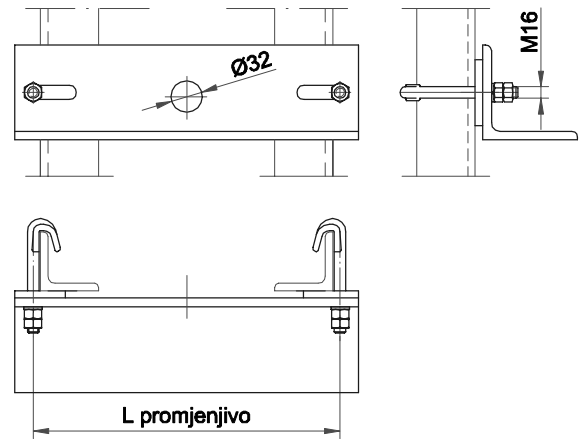
| Tip / Type | A | B | C | D | E |
|------------------------|-------|-------|-------|-------|-------|
| Dužina / Length L [mm] | 812 | 880 | 949 | 1017 | 1086 |
| Masa / Mass [kg] | 19,20 | 20,50 | 22,00 | 23,50 | 25,00 |



PRIČVRSNIK POPREČNOG UŽETA ZA STUP GP 6
FASTENER FOR ACROSS CONDUCTOR

64.127.500

Materijal: čelik DIN 17100, vruće pocinčan
 Material : steel DIN 17100, hot dip galvanized

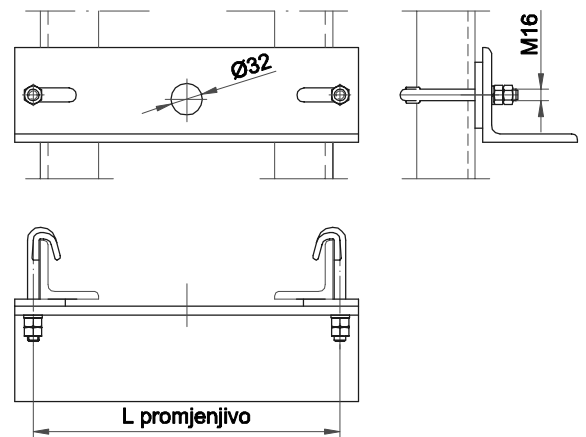


| Tip / Type | A | B | C | D | E | F | G | H | K |
|------------------------|-------|-------|-------|-------|-------|-------|-------|-------|-------|
| Dužina / Length L [mm] | 870 | 935 | 1000 | 1060 | 1088 | 1154 | 1304 | 1359 | 1414 |
| Masa / Mass [kg] | 23,80 | 25,40 | 27,00 | 28,50 | 29,20 | 30,80 | 34,50 | 36,00 | 37,20 |

PRIČVRSNIK ČVRSTOG ZATEZANJA ZA STUP GP 4
FASTENER FOR FIXED TENSIONER

64.127.600

Materijal: čelik DIN 17100, vruće pocinčan
 Material : steel DIN 17100, hot dip galvanized

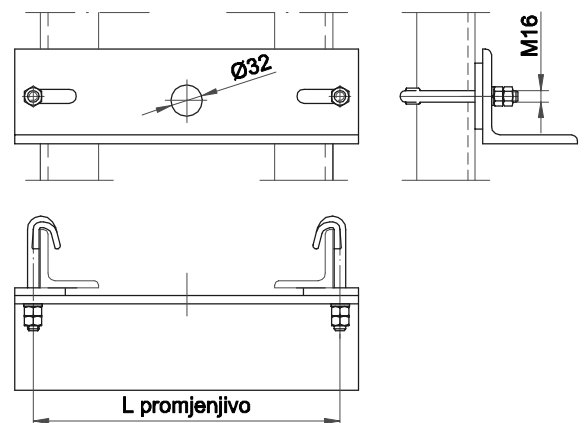


| Tip / Type | A | B | C | D | E | F | G | H | K |
|------------------------|-------|-------|-------|-------|-------|-------|-------|-------|-------|
| Dužina / Length L [mm] | 870 | 935 | 1000 | 1060 | 1088 | 1154 | 1304 | 1359 | 1414 |
| Masa / Mass [kg] | 23,70 | 25,30 | 26,90 | 28,40 | 29,10 | 30,70 | 34,40 | 35,90 | 37,10 |

PRIČVRSNIK ČVRSTOG ZATEZANJA ZA STUP GP 5
FASTENER FOR FIXED TENSIONER

64.127.700

Materijal: čelik DIN 17100, vruće pocinčan
 Material : steel DIN 17100, hot dip galvanized

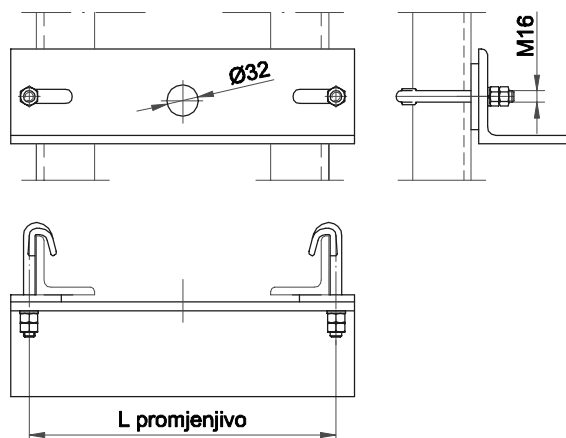


| Tip / Type | A | B | C | D | E | F | G | H | K |
|------------------------|-------|-------|-------|-------|-------|-------|-------|-------|-------|
| Dužina / Length L [mm] | 870 | 935 | 1000 | 1060 | 1088 | 1154 | 1304 | 1359 | 1414 |
| Masa / Mass [kg] | 23,80 | 25,40 | 27,00 | 28,50 | 29,20 | 30,80 | 34,50 | 36,00 | 37,20 |

**PRIČVRSNIK ČVRSTOG ZATEZANJA ZA STUP GP 6
FASTENER FOR FIXED TENSIONER**

64.127.800

Materijal: čelik DIN 17100, vruće pocinčan
Material : steel DIN 17100, hot dip galvanized



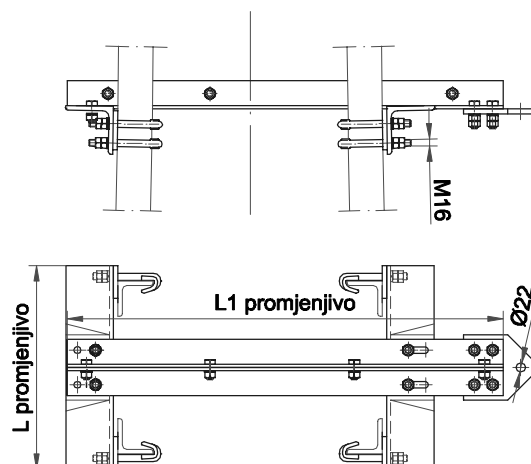
| Tip / Type | A | B | C | D | E | F | G | H | K |
|------------------------|-------|-------|-------|-------|-------|-------|-------|-------|-------|
| Dužina / Length L [mm] | 870 | 935 | 1000 | 1060 | 1088 | 1154 | 1304 | 1359 | 1414 |
| Masa / Mass [kg] | 23,80 | 25,40 | 27,00 | 28,50 | 29,20 | 30,80 | 34,50 | 36,00 | 37,20 |

**PRIČVRSNIK AUTOMATSKOG ZATEZANJA ZA STUP GP 4
FASTENER FOR AUTOMATIC TENSIONER**

64.127.900

Materijal: čelik DIN 17100, vruće pocinčan
Material : steel DIN 17100, hot dip galvanized

| Tip / Type | A | B | C | D | E | F |
|------------------------|-------|-------|-------|-------|-------|-------|
| Dužina / Length L [mm] | 840 | 903 | 966 | 1029 | 1058 | 1124 |
| Dužina / Length L1[mm] | 1082 | 1142 | 1202 | 1262 | 1290 | 1354 |
| Masa / Mass [kg] | 44,40 | 46,90 | 49,40 | 51,70 | 52,90 | 55,40 |

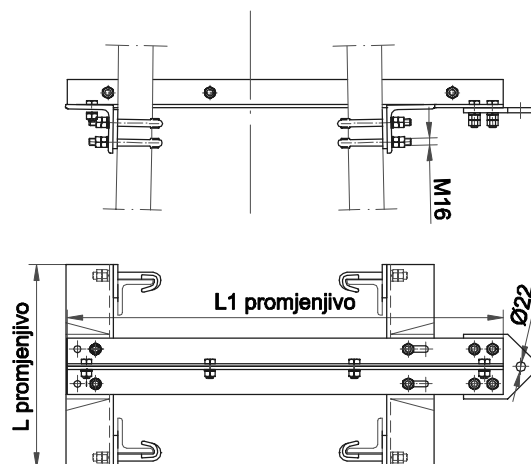


**PRIČVRSNIK AUTOMATSKOG ZATEZANJA ZA STUP GP 5
FASTENER FOR AUTOMATIC TENSIONER**

64.128.000

Materijal: čelik DIN 17100, vruće pocinčan
Material : steel DIN 17100, hot dip galvanized

| Tip / Type | A | B | C | D | E | F |
|------------------------|-------|-------|-------|-------|-------|-------|
| Dužina / Length L [mm] | 840 | 903 | 966 | 1029 | 1058 | 1124 |
| Dužina / Length L1[mm] | 1082 | 1142 | 1202 | 1262 | 1290 | 1354 |
| Masa / Mass [kg] | 44,20 | 46,70 | 49,20 | 51,50 | 52,70 | 55,20 |

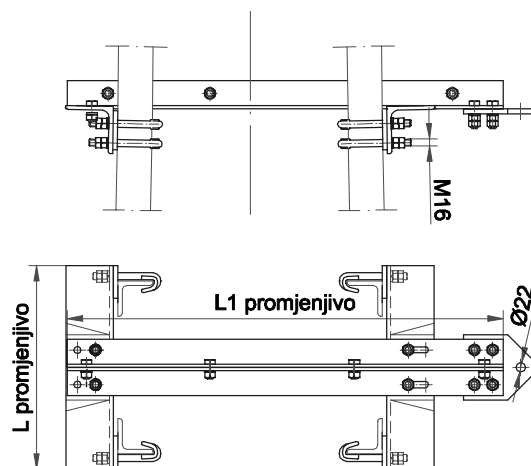


PRIČVRSNIK AUTOMATSKOG ZATEZANJA ZA STUP GP 6
FASTENER FOR AUTOMATIC TENSIONER

64.128.100

Materijal: čelik DIN 17100, vruće pocinčan
 Material : steel DIN 17100, hot dip galvanized

| Tip / Type | A | B | C | D | E | F |
|------------------------|-------|-------|-------|-------|-------|-------|
| Dužina / Length L [mm] | 840 | 903 | 966 | 1029 | 1058 | 1124 |
| Dužina / Length L1[mm] | 1082 | 1142 | 1202 | 1262 | 1290 | 1354 |
| Masa / Mass [kg] | 44,20 | 46,70 | 49,20 | 51,50 | 52,70 | 55,20 |

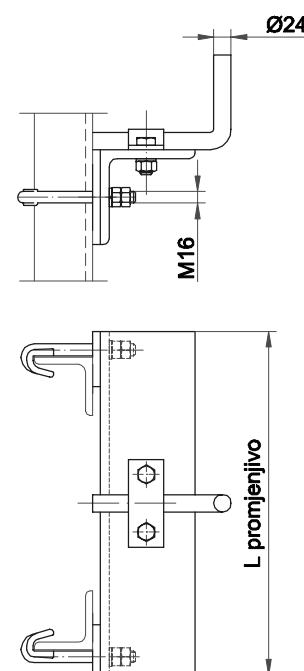


DONJI PRIČVRSNIK VODILICE UTEGA ZA STUP GP 4
BOTTOM FASTENER FOR WEIGHT TUBE

64.128.200

Materijal: čelik DIN 17100, vruće pocinčan
 Material : steel DIN 17100, hot dip galvanized

| Tip / Type | A | B | C | D | E | F | G | H |
|------------------------|-------|-------|-------|-------|-------|-------|-------|-------|
| Dužina / Length L [mm] | 1170 | 1230 | 1290 | 1350 | 1434 | 1498 | 1704 | 1768 |
| Masa / Mass [kg] | 18,80 | 19,50 | 20,00 | 21,00 | 22,00 | 23,00 | 25,50 | 26,50 |

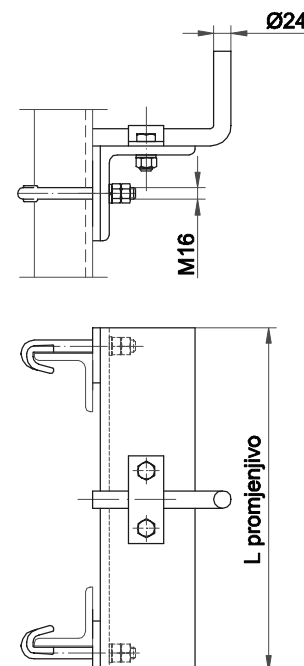


DONJI PRIČVRSNIK VODILICE UTEGA ZA STUP GP 5
BOTTOM FASTENER FOR WEIGHT TUBE

64.128.300

Materijal: čelik DIN 17100, vruće pocinčan
 Material : steel DIN 17100, hot dip galvanized

| Tip / Type | A | B | C | D | E | F | G | H |
|------------------------|-------|-------|-------|-------|-------|-------|-------|-------|
| Dužina / Length L [mm] | 1170 | 1230 | 1290 | 1350 | 1434 | 1498 | 1704 | 1768 |
| Masa / Mass [kg] | 19,00 | 19,70 | 20,20 | 21,20 | 22,20 | 23,20 | 25,70 | 26,70 |

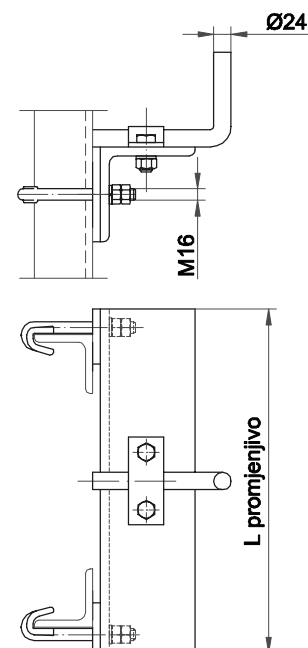


DONJI PRIČVRŠNIK VODILICE UTEGA ZA STUP GP 6
BOTTOM FASTENER FOR WEIGHT TUBE

64.128.400

Materijal: čelik DIN 17100, vruće pocinčan
 Material : steel DIN 17100, hot dip galvanized

| Tip / Type | A | B | C | D | E | F | G | H |
|------------------------|-------|-------|-------|-------|-------|-------|-------|-------|
| Dužina / Length L [mm] | 1170 | 1230 | 1290 | 1350 | 1434 | 1498 | 1704 | 1768 |
| Masa / Mass [kg] | 19,00 | 19,70 | 20,20 | 21,20 | 22,20 | 23,20 | 25,70 | 26,70 |

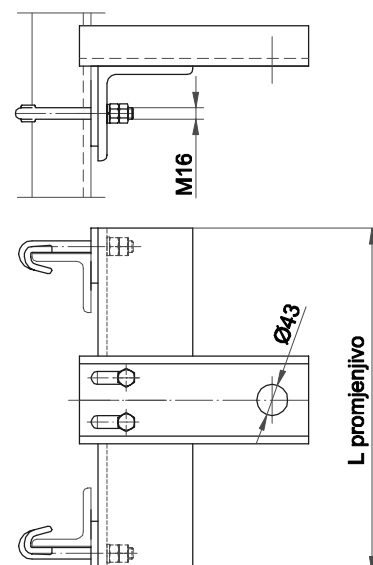


GORNJI PRIČVRŠNIK VODILICE UTEGA ZA STUP GP 4
UPPER FASTENER FOR WEIGHT TUBE

64.128.500

Materijal: čelik DIN 17100, vruće pocinčan
 Material : steel DIN 17100, hot dip galvanized

| Tip / Type | A | B | C | D | E | F | G | H |
|------------------------|-------|-------|-------|-------|-------|-------|-------|-------|
| Dužina / Length L [mm] | 970 | 1030 | 1090 | 1150 | 1190 | 1254 | 1460 | 1524 |
| Masa / Mass [kg] | 18,90 | 19,90 | 20,40 | 21,40 | 21,90 | 22,40 | 25,40 | 25,90 |

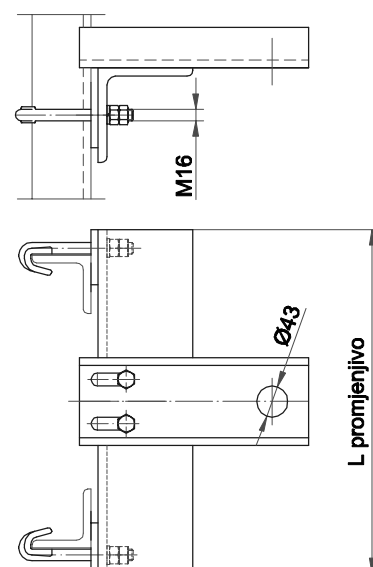


GORNJI PRIČVRŠNIK VODILICE UTEGA ZA STUP GP 5
UPPER FASTENER FOR WEIGHT TUBE

64.128.600

Materijal: čelik DIN 17100, vruće pocinčan
 Material : steel DIN 17100, hot dip galvanized

| Tip / Type | A | B | C | D | E | F | G | H |
|------------------------|-------|-------|-------|-------|-------|-------|-------|-------|
| Dužina / Length L [mm] | 970 | 1030 | 1090 | 1150 | 1190 | 1254 | 1460 | 1524 |
| Masa / Mass [kg] | 19,00 | 20,00 | 20,50 | 21,50 | 22,00 | 22,50 | 25,50 | 26,00 |

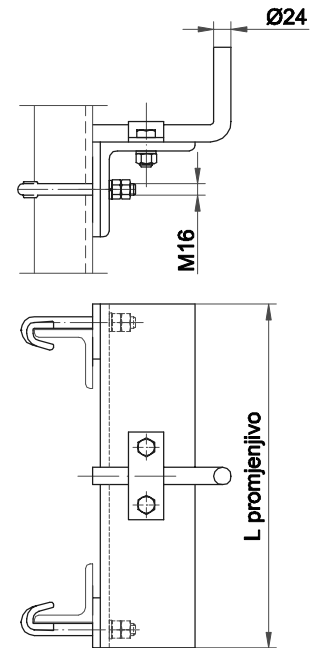


GORNJI PRIČVRSNIK VODILICE UTEGA ZA STUP GP 6
UPPER FASTENER FOR WEIGHT TUBE

64.128.700

Materijal: čelik DIN 17100, vruće pocinčan
 Material : steel DIN 17100, hot dip galvanized

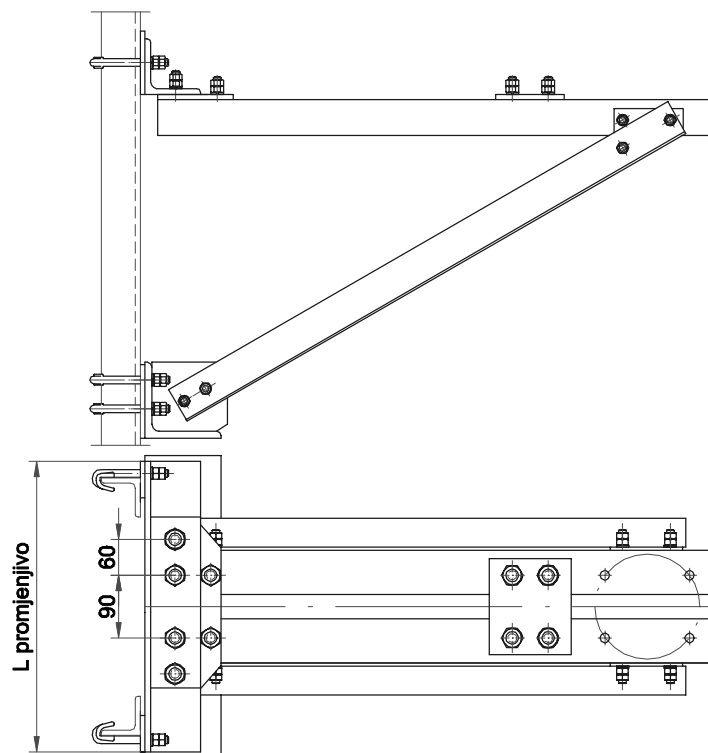
| Tip / Type | A | B | C | D | E | F | G | H |
|------------------------|-------|-------|-------|-------|-------|-------|-------|-------|
| Dužina / Length L [mm] | 970 | 1030 | 1090 | 1150 | 1190 | 1254 | 1460 | 1524 |
| Masa / Mass [kg] | 19,00 | 20,00 | 20,50 | 21,50 | 22,00 | 22,50 | 25,50 | 26,00 |



KONZOLA POTPORNOG IZOLATORA ZA STUP GP 1
CROSS ARM FOR POST INSULATOR

64.128.800

Materijal: čelik DIN 17100, vruće pocinčan
 Material : steel DIN 17100, hot dip galvanized

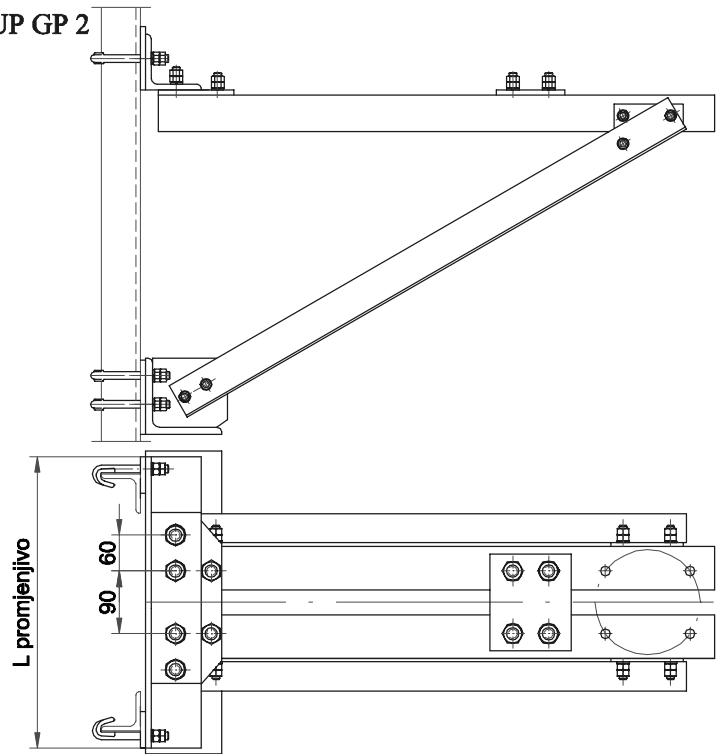


| Tip / Type | A | B | C | D | E | F | G | H | K | L | M | N | P | R | S |
|------------------------|------|------|------|------|------|------|------|------|------|------|------|------|------|------|------|
| Dužina / Length L [mm] | 582 | 600 | 666 | 656 | 726 | 716 | 784 | 852 | 924 | 780 | 848 | 916 | 856 | 920 | 984 |
| Masa / Mass [kg] | 45,0 | 45,4 | 46,1 | 46,0 | 48,9 | 48,7 | 50,5 | 52,3 | 54,2 | 50,3 | 52,2 | 54,0 | 52,5 | 54,3 | 55,9 |

KONZOLA POTPORNOG IZOLATORA ZA STUP GP 2
CROSS ARM FOR POST INSULATOR

64.128.900

Materijal: čelik DIN 17100, vruće pocinčan
 Material : steel DIN 17100, hot dip galvanized

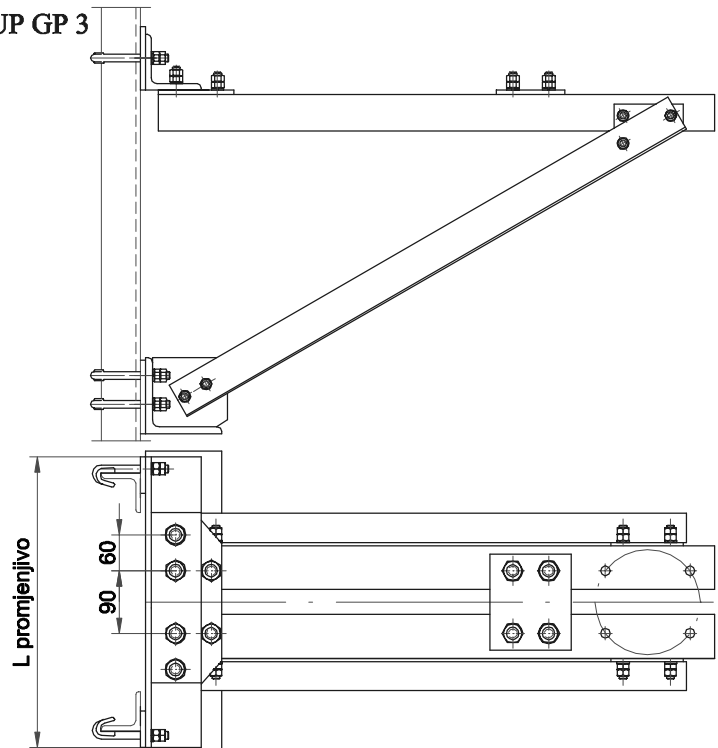


| Tip / Type | A | B | C | D | E | F | G | H | K | L | M | N | P | R | S |
|------------------------|------|------|------|------|------|------|------|------|------|------|------|------|------|------|------|
| Dužina / Length L [mm] | 582 | 600 | 666 | 656 | 726 | 716 | 784 | 852 | 924 | 780 | 848 | 916 | 856 | 920 | 984 |
| Masa / Mass [kg] | 45,0 | 45,4 | 46,1 | 46,0 | 48,9 | 48,7 | 50,5 | 52,3 | 54,2 | 50,3 | 52,2 | 54,0 | 52,5 | 54,3 | 55,9 |

KONZOLA POTPORNOG IZOLATORA ZA STUP GP 3
CROSS ARM FOR POST INSULATOR

64.129.000

Materijal: čelik DIN 17100, vruće pocinčan
 Material : steel DIN 17100, hot dip galvanized

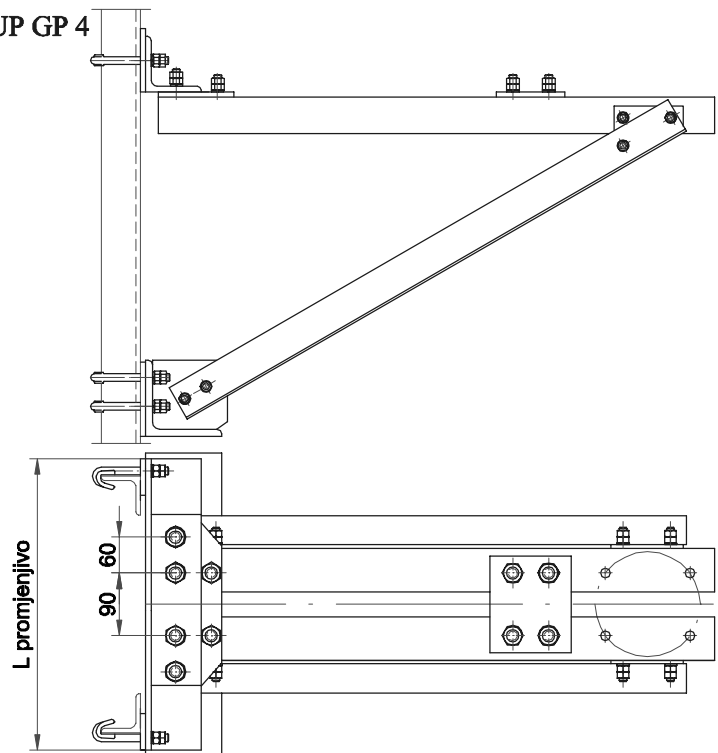


| Tip / Type | A | B | C | D | E | F | G | H | K | L | M | N | P | R | S |
|------------------------|------|------|------|------|------|------|------|------|------|------|------|------|------|------|------|
| Dužina / Length L [mm] | 582 | 600 | 666 | 656 | 726 | 716 | 784 | 852 | 924 | 780 | 848 | 916 | 856 | 920 | 984 |
| Masa / Mass [kg] | 45,0 | 45,4 | 46,1 | 46,0 | 48,9 | 48,7 | 50,5 | 52,3 | 54,2 | 50,3 | 52,2 | 54,0 | 52,5 | 54,3 | 55,9 |

KONZOLA POTPORNOG IZOLATORA ZA STUP GP 4
CROSS ARM FOR POST INSULATOR

64.129.100

Materijal: čelik DIN 17100, vruće pocinčan
 Material : steel DIN 17100, hot dip galvanized

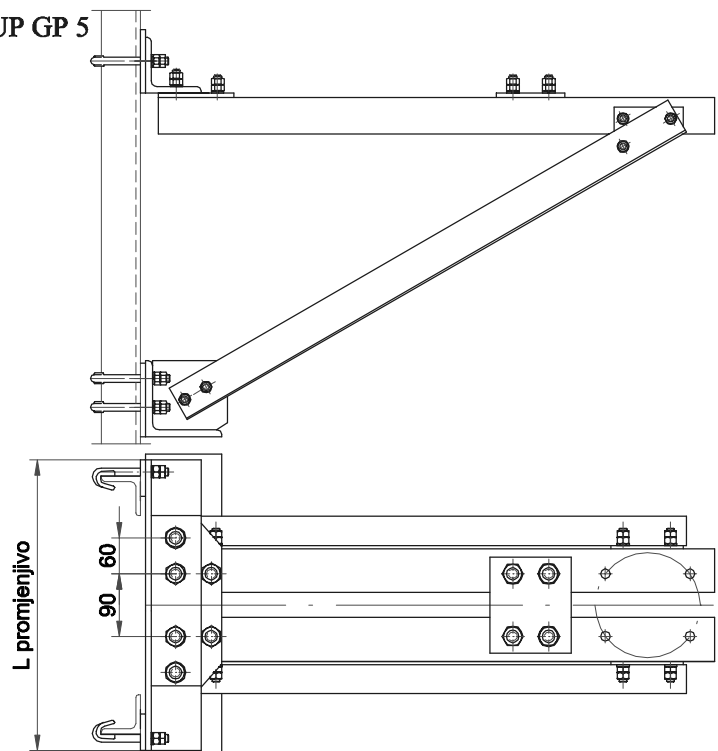


| Tip / Type | A | B | C | D | E | F | G | H | K | L | M | N | P | R | S |
|------------------------|------|------|------|------|------|------|------|------|------|------|------|------|------|------|------|
| Dužina / Length L [mm] | 582 | 600 | 666 | 656 | 726 | 716 | 784 | 852 | 924 | 780 | 848 | 916 | 856 | 920 | 984 |
| Masa / Mass [kg] | 45,2 | 45,6 | 46,3 | 46,2 | 49,1 | 48,9 | 50,7 | 52,5 | 54,4 | 50,5 | 52,4 | 54,2 | 52,7 | 54,5 | 56,1 |

KONZOLA POTPORNOG IZOLATORA ZA STUP GP 5
CROSS ARM FOR POST INSULATOR

64.129.200

Materijal: čelik DIN 17100, vruće pocinčan
 Material : steel DIN 17100, hot dip galvanized

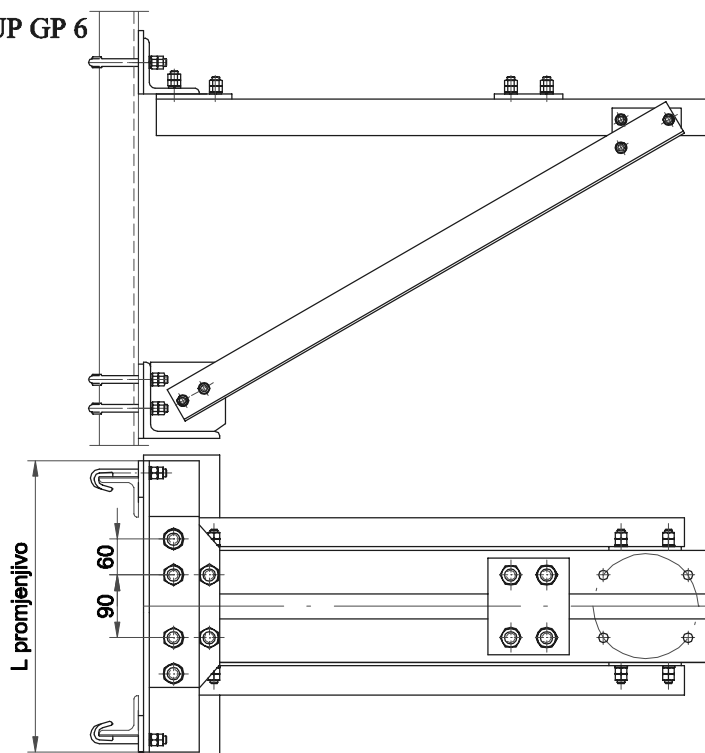


| Tip / Type | A | B | C | D | E | F | G | H | K | L | M | N | P | R | S |
|------------------------|------|------|------|------|------|------|------|------|------|------|------|------|------|------|------|
| Dužina / Length L [mm] | 582 | 600 | 666 | 656 | 726 | 716 | 784 | 852 | 924 | 780 | 848 | 916 | 856 | 920 | 984 |
| Masa / Mass [kg] | 45,4 | 45,8 | 46,5 | 46,4 | 49,3 | 49,1 | 50,9 | 52,7 | 54,6 | 50,7 | 52,6 | 54,4 | 52,9 | 54,7 | 56,3 |

KONZOLA POTPORNOG IZOLATORA ZA STUP GP 6
CROSS ARM FOR POST INSULATOR

64.129.300

Materijal: čelik DIN 17100, vruće pocinčan
 Material : steel DIN 17100, hot dip galvanized

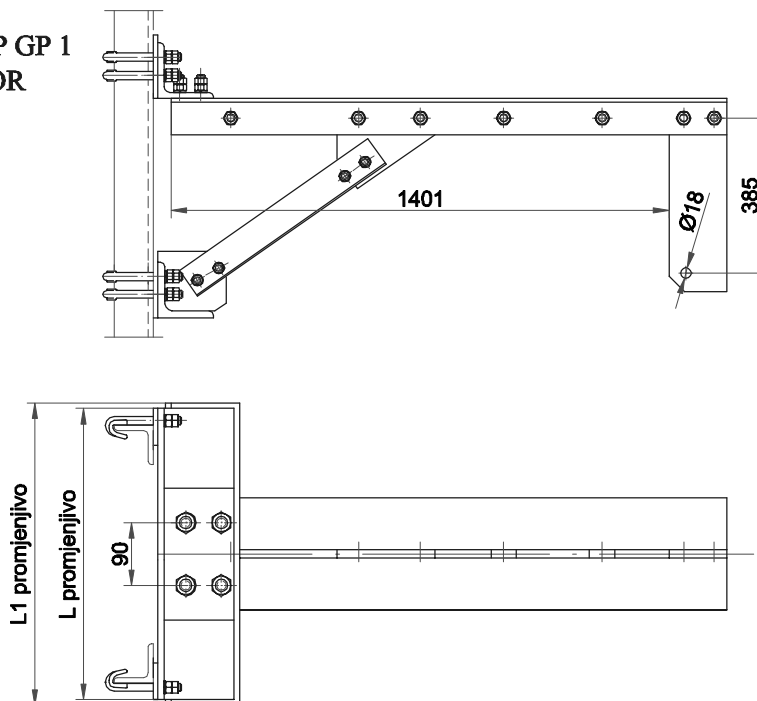


| Tip / Type | A | B | C | D | E | F | G | H | K | L | M | N | P | R | S |
|------------------------|------|------|------|------|------|------|------|------|------|------|------|------|------|------|------|
| Dužina / Length L [mm] | 582 | 600 | 666 | 656 | 726 | 716 | 784 | 852 | 924 | 780 | 848 | 916 | 856 | 920 | 984 |
| Masa / Mass [kg] | 45,4 | 45,8 | 46,5 | 46,4 | 49,3 | 49,1 | 50,9 | 52,7 | 54,6 | 50,7 | 52,6 | 54,4 | 52,9 | 54,7 | 56,3 |

KONZOLA VISEĆEG IZOLATORA ZA STUP GP 1
CROSS ARM FOR SUSPENSION INSULATOR

64.129.400

Materijal: čelik DIN 17100, vruće pocinčan
 Material : steel DIN 17100, hot dip galvanized

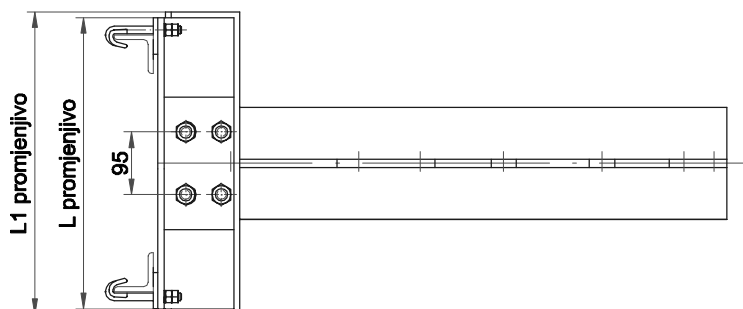
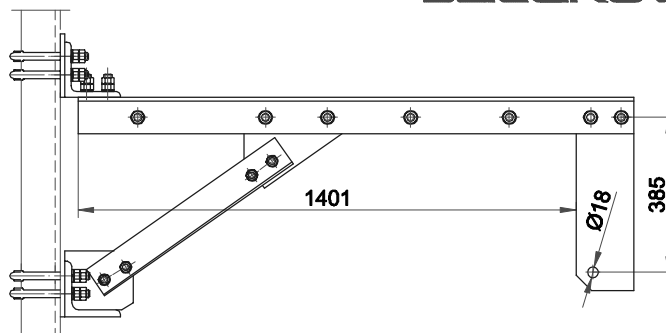


| Tip / Type | A | B | C | D | E | F | G | H | K | L | M | N | P |
|-------------------------|------|------|------|------|------|------|------|------|------|------|------|------|------|
| Dužina / Length L [mm] | 544 | 610 | 592 | 654 | 674 | 744 | 814 | 748 | 822 | 778 | 848 | 1030 | 1114 |
| Dužina / Length L1 [mm] | 566 | 632 | 616 | 678 | 700 | 770 | 840 | 780 | 854 | 810 | 880 | 1062 | 1146 |
| Masa / Mass [kg] | 55,8 | 58,1 | 57,5 | 59,7 | 60,4 | 62,9 | 65,3 | 63,1 | 65,7 | 64,2 | 66,6 | 73,0 | 75,9 |

KONZOLA VISEĆEG IZOLATORA ZA STUP GP 2 CROSS ARM FOR SUSPENSION INSULATOR

64.129.500

Materijal: čelik DIN 17100, vruće pocinčan
Material : steel DIN 17100, hot dip galvanized

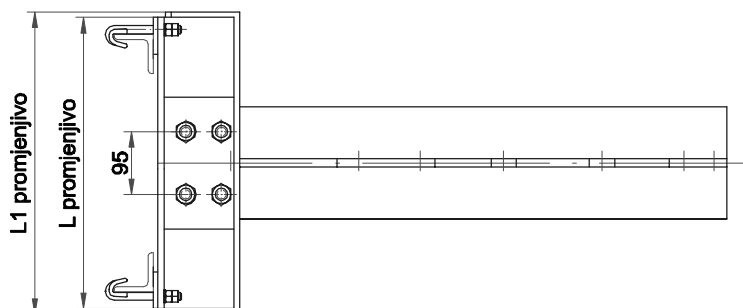
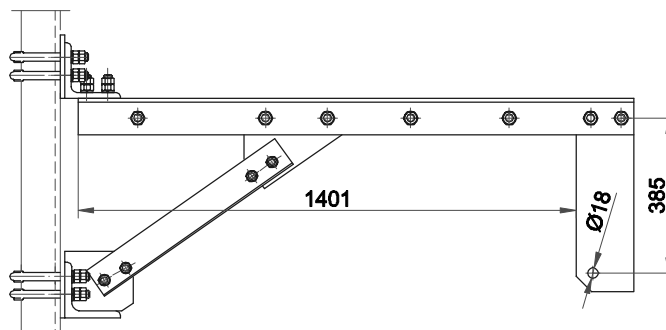


| Tip / Type | A | B | C | D | E | F | G | H | K | L | M | N | P |
|-------------------------|------|------|------|------|------|------|------|------|------|------|------|------|------|
| Dužina / Length L [mm] | 544 | 610 | 592 | 654 | 674 | 744 | 814 | 748 | 822 | 778 | 848 | 1030 | 1114 |
| Dužina / Length L1 [mm] | 566 | 632 | 616 | 678 | 700 | 770 | 840 | 780 | 854 | 810 | 880 | 1062 | 1146 |
| Masa / Mass [kg] | 55,8 | 58,1 | 57,5 | 59,7 | 60,4 | 62,9 | 65,3 | 63,1 | 65,7 | 64,2 | 66,6 | 73,0 | 75,9 |

KONZOLA VISEĆEG IZOLATORA ZA STUP GP 3 CROSS ARM FOR SUSPENSION INSULATOR

64.129.600

Materijal: čelik DIN 17100, vruće pocinčan
Material : steel DIN 17100, hot dip galvanized

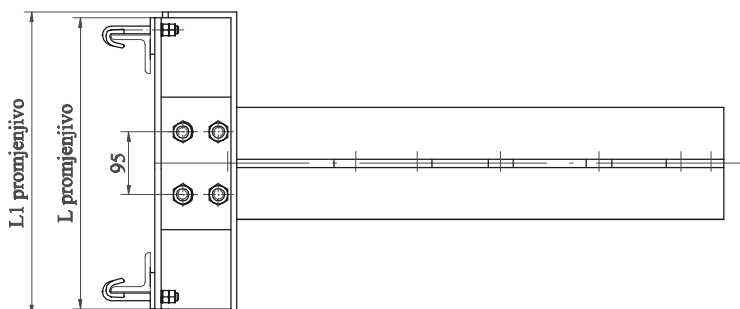
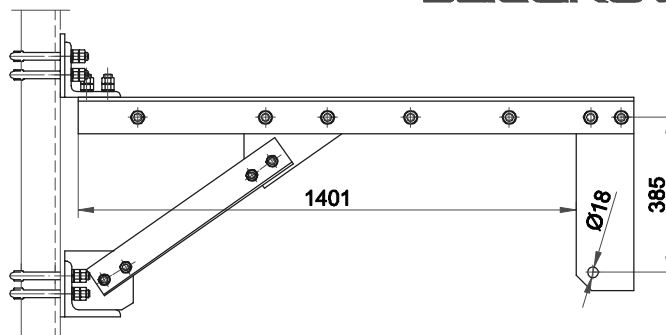


| Tip / Type | A | B | C | D | E | F | G | H | K | L | M | N | P |
|-------------------------|------|------|------|------|------|------|------|------|------|------|------|------|------|
| Dužina / Length L [mm] | 544 | 610 | 592 | 654 | 674 | 744 | 814 | 748 | 822 | 778 | 848 | 1030 | 1114 |
| Dužina / Length L1 [mm] | 566 | 632 | 616 | 678 | 700 | 770 | 840 | 780 | 854 | 810 | 880 | 1062 | 1146 |
| Masa / Mass [kg] | 55,8 | 58,1 | 57,5 | 59,7 | 60,4 | 62,9 | 65,3 | 63,1 | 65,7 | 64,2 | 66,6 | 73,0 | 75,9 |

KONZOLA VISEĆEG IZOLATORA ZA STUP GP 4 CROSS ARM FOR SUSPENSION INSULATOR

64.129.700

Materijal: čelik DIN 17100, vruće pocinčan
Material : steel DIN 17100, hot dip galvanized

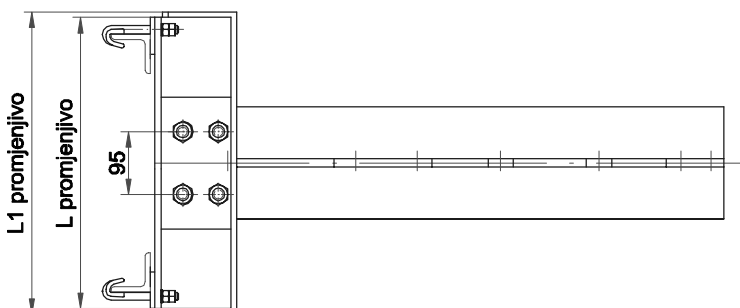
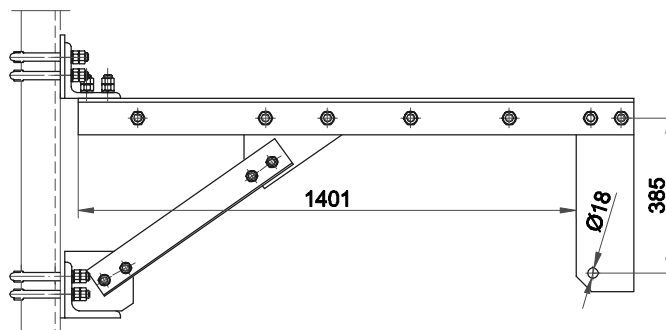


| Tip / Type | A | B | C | D | E | F | G | H | K | L | M | N | P |
|-------------------------|------|------|------|------|------|------|------|------|------|------|------|------|------|
| Dužina / Length L [mm] | 544 | 610 | 592 | 654 | 674 | 744 | 814 | 748 | 822 | 778 | 848 | 1030 | 1114 |
| Dužina / Length L1 [mm] | 566 | 632 | 616 | 678 | 700 | 770 | 840 | 780 | 854 | 810 | 880 | 1062 | 1146 |
| Masa / Mass [kg] | 56,0 | 58,3 | 57,7 | 59,9 | 60,6 | 63,1 | 65,5 | 63,3 | 65,9 | 64,4 | 66,8 | 73,2 | 76,1 |

KONZOLA VISEĆEG IZOLATORA ZA STUP GP 5 CROSS ARM FOR SUSPENSION INSULATOR

64.129.800

Materijal: čelik DIN 17100, vruće pocinčan
Material : steel DIN 17100, hot dip galvanized

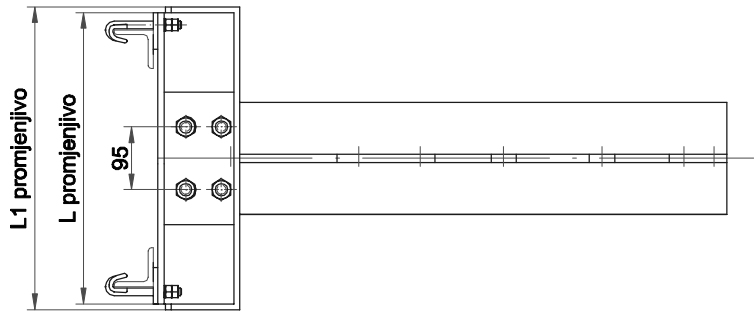
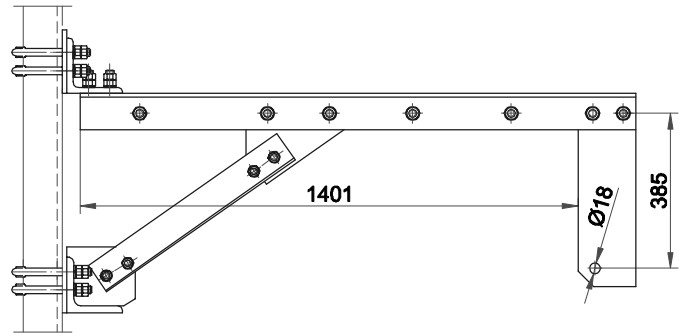


| Tip / Type | A | B | C | D | E | F | G | H | K | L | M | N | P |
|-------------------------|------|------|------|------|------|------|------|------|------|------|------|------|------|
| Dužina / Length L [mm] | 544 | 610 | 592 | 654 | 674 | 744 | 814 | 748 | 822 | 778 | 848 | 1030 | 1114 |
| Dužina / Length L1 [mm] | 566 | 632 | 616 | 678 | 700 | 770 | 840 | 780 | 854 | 810 | 880 | 1062 | 1146 |
| Masa / Mass [kg] | 56,3 | 58,6 | 58,0 | 60,2 | 60,9 | 63,4 | 65,8 | 63,6 | 66,2 | 64,7 | 67,1 | 73,5 | 76,4 |

KONZOLA VISEĆEG IZOLATORA ZA STUP GP 6 CROSS ARM FOR SUSPENSION INSULATOR

64.129.900

Materijal: čelik DIN 17100, vruće pocinčan
Material : steel DIN 17100, hot dip galvanized

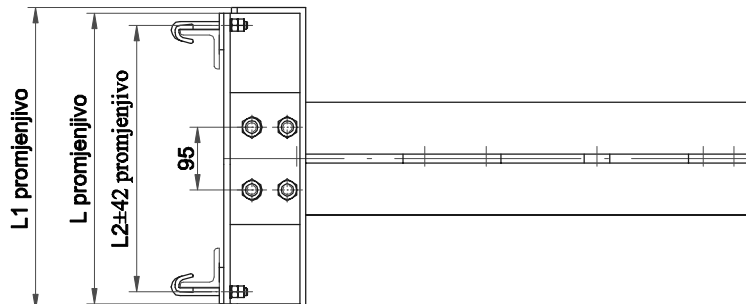
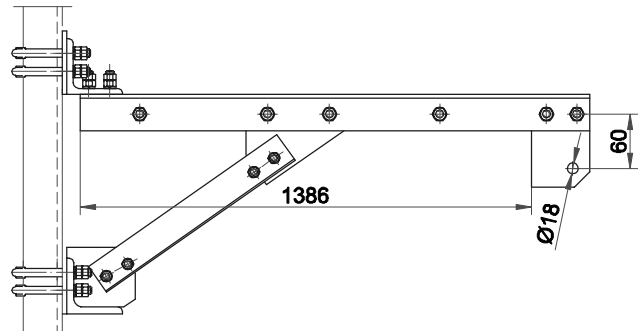


| Tip / Type | A | B | C | D | E | F | G | H | K | L | M | N | P |
|------------------------|------|------|------|------|------|------|------|------|------|------|------|------|------|
| Dužina / Length L [mm] | 544 | 610 | 592 | 654 | 674 | 744 | 814 | 748 | 822 | 778 | 848 | 1030 | 1114 |
| Dužina / Length L1[mm] | 566 | 632 | 616 | 678 | 700 | 770 | 840 | 780 | 854 | 810 | 880 | 1062 | 1146 |
| Masa / Mass [kg] | 56,3 | 58,6 | 58,0 | 60,2 | 60,9 | 63,4 | 65,8 | 63,6 | 66,2 | 64,7 | 67,1 | 73,5 | 76,4 |

KONZOLA VISEĆEG IZOLATORA ZA STUP GP 1 CROSS ARM FOR SUSPENSION INSULATOR

64.130.000

Materijal: čelik DIN 17100, vruće pocinčan
Material : steel DIN 17100, hot dip galvanized

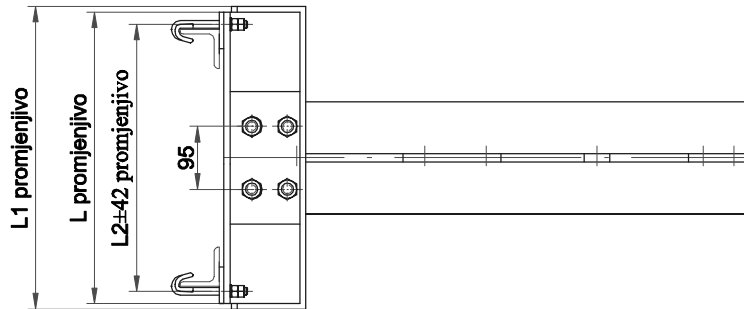
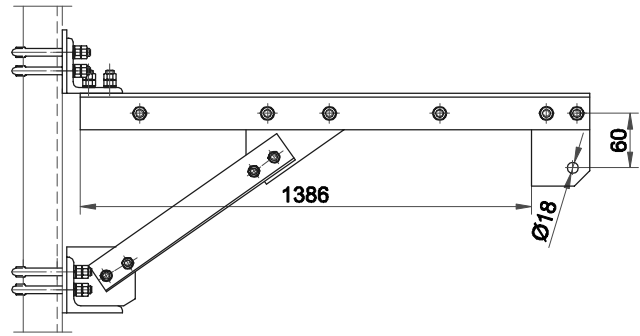


| Tip / Type | A | B | C | D | E | F | G | H | K | L | M | N | P |
|------------------------|------|------|------|------|------|------|------|------|------|------|------|------|------|
| Dužina / Length L [mm] | 544 | 610 | 592 | 654 | 674 | 744 | 814 | 748 | 822 | 778 | 848 | 1030 | 1114 |
| Dužina / Length L1[mm] | 566 | 632 | 616 | 678 | 700 | 770 | 840 | 780 | 854 | 810 | 880 | 1062 | 1146 |
| Dužina / Length L1[mm] | 368 | 434 | 416 | 478 | 498 | 568 | 638 | 572 | 646 | 602 | 672 | 854 | 938 |
| Masa / Mass [kg] | 47,9 | 50,2 | 49,6 | 51,8 | 52,5 | 55,0 | 57,4 | 55,2 | 57,8 | 56,3 | 58,7 | 65,1 | 68,0 |

KONZOLA VISEĆEG IZOLATORA ZA STUP GP 2 CROSS ARM FOR SUSPENSION INSULATOR

64.130.100

Materijal: čelik DIN 17100, vruće pocinčan
Material : steel DIN 17100, hot dip galvanized

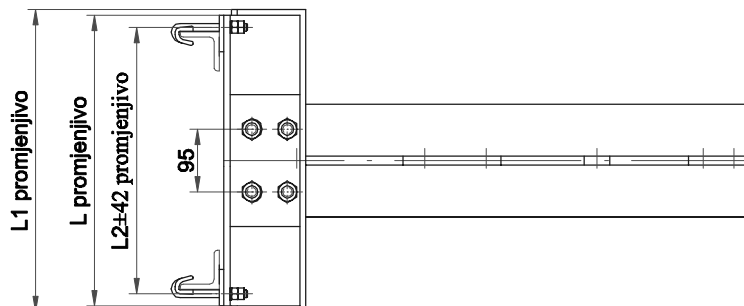
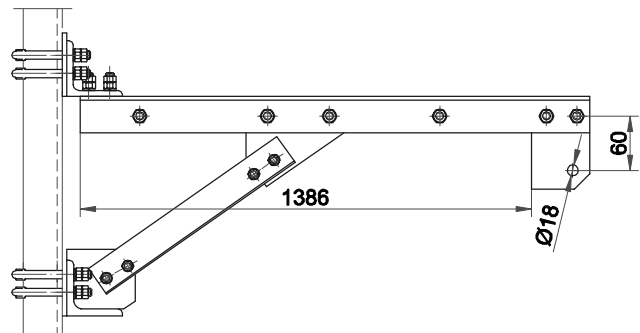


| Tip / Type | A | B | C | D | E | F | G | H | K | L | M | N | P |
|------------------------|------|------|------|------|------|------|------|------|------|------|------|------|------|
| Dužina / Length L [mm] | 544 | 610 | 592 | 654 | 674 | 744 | 814 | 748 | 822 | 778 | 848 | 1030 | 1114 |
| Dužina / Length L1[mm] | 566 | 632 | 616 | 678 | 700 | 770 | 840 | 780 | 854 | 810 | 880 | 1062 | 1146 |
| Dužina / Length L1[mm] | 368 | 434 | 416 | 478 | 498 | 568 | 638 | 572 | 646 | 602 | 672 | 854 | 938 |
| Masa / Mass [kg] | 47,9 | 50,2 | 49,6 | 51,8 | 52,5 | 55,0 | 57,4 | 55,2 | 57,8 | 56,3 | 58,7 | 65,1 | 68,0 |

KONZOLA VISEĆEG IZOLATORA ZA STUP GP 3 CROSS ARM FOR SUSPENSION INSULATOR

64.130.200

Materijal: čelik DIN 17100, vruće pocinčan
Material : steel DIN 17100, hot dip galvanized

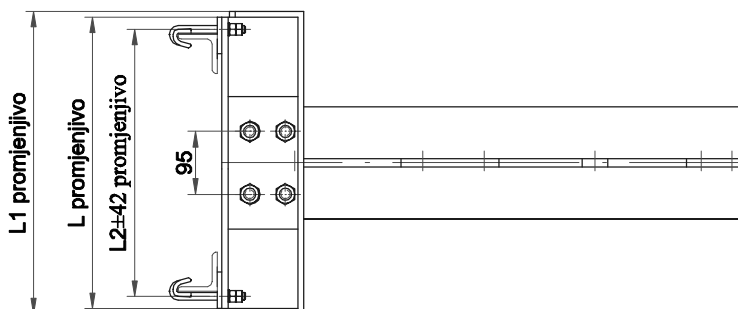
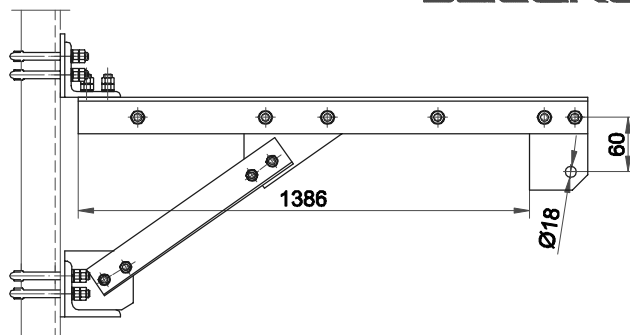


| Tip / Type | A | B | C | D | E | F | G | H | K | L | M | N | P |
|------------------------|------|------|------|------|------|------|------|------|------|------|------|------|------|
| Dužina / Length L [mm] | 544 | 610 | 592 | 654 | 674 | 744 | 814 | 748 | 822 | 778 | 848 | 1030 | 1114 |
| Dužina / Length L1[mm] | 566 | 632 | 616 | 678 | 700 | 770 | 840 | 780 | 854 | 810 | 880 | 1062 | 1146 |
| Dužina / Length L1[mm] | 368 | 434 | 416 | 478 | 498 | 568 | 638 | 572 | 646 | 602 | 672 | 854 | 938 |
| Masa / Mass [kg] | 47,9 | 50,2 | 49,6 | 51,8 | 52,5 | 55,0 | 57,4 | 55,2 | 57,8 | 56,3 | 58,7 | 65,1 | 68,0 |

KONZOLA VISEĆEG IZOLATORA ZA STUP GP 4 CROSS ARM FOR SUSPENSION INSULATOR

64.130.300

Materijal: čelik DIN 17100, vruće pocinčan
Material : steel DIN 17100, hot dip galvanized

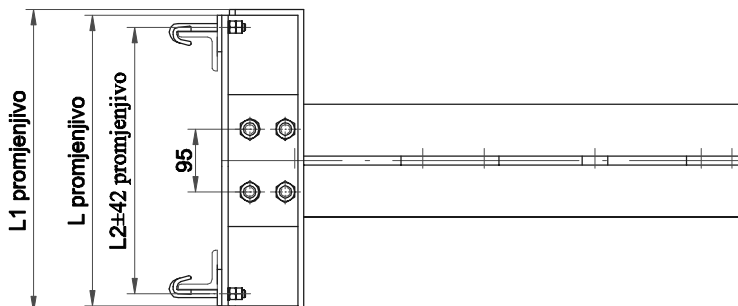
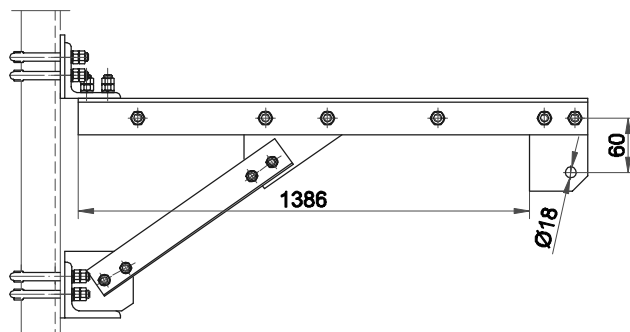


| Tip / Type | A | B | C | D | E | F | G | H | K | L | M | N | P |
|------------------------|------|------|------|------|------|------|------|------|------|------|------|------|------|
| Dužina / Length L [mm] | 544 | 610 | 592 | 654 | 674 | 744 | 814 | 748 | 822 | 778 | 848 | 1030 | 1114 |
| Dužina / Length L1[mm] | 566 | 632 | 616 | 678 | 700 | 770 | 840 | 780 | 854 | 810 | 880 | 1062 | 1146 |
| Dužina / Length L1[mm] | 368 | 434 | 416 | 478 | 498 | 568 | 638 | 572 | 646 | 602 | 672 | 854 | 938 |
| Masa / Mass [kg] | 48,1 | 50,4 | 49,8 | 52,0 | 52,7 | 55,2 | 57,6 | 55,4 | 58,0 | 56,5 | 58,9 | 65,3 | 68,2 |

KONZOLA VISEĆEG IZOLATORA ZA STUP GP 5 CROSS ARM FOR SUSPENSION INSULATOR

64.130.400

Materijal: čelik DIN 17100, vruće pocinčan
Material : steel DIN 17100, hot dip galvanized



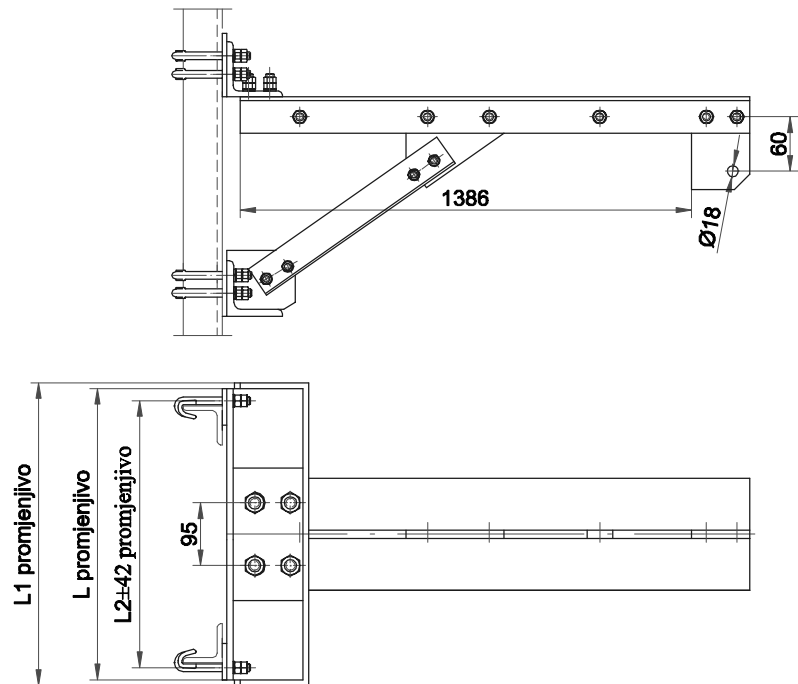
| Tip / Type | A | B | C | D | E | F | G | H | K | L | M | N | P |
|------------------------|------|------|------|------|------|------|------|------|------|------|------|------|------|
| Dužina / Length L [mm] | 544 | 610 | 592 | 654 | 674 | 744 | 814 | 748 | 822 | 778 | 848 | 1030 | 1114 |
| Dužina / Length L1[mm] | 566 | 632 | 616 | 678 | 700 | 770 | 840 | 780 | 854 | 810 | 880 | 1062 | 1146 |
| Dužina / Length L1[mm] | 368 | 434 | 416 | 478 | 498 | 568 | 638 | 572 | 646 | 602 | 672 | 854 | 938 |
| Masa / Mass [kg] | 48,4 | 50,7 | 50,1 | 52,3 | 53,0 | 55,5 | 57,9 | 55,7 | 58,3 | 56,8 | 59,2 | 65,6 | 68,5 |

KONZOLA VISEĆEG IZOLATORA ZA STUP GP 4
CROSS ARM FOR SUSPENSION INSULATOR

64.130.500

Materijal: čelik DIN 17100, vruće pocinčan

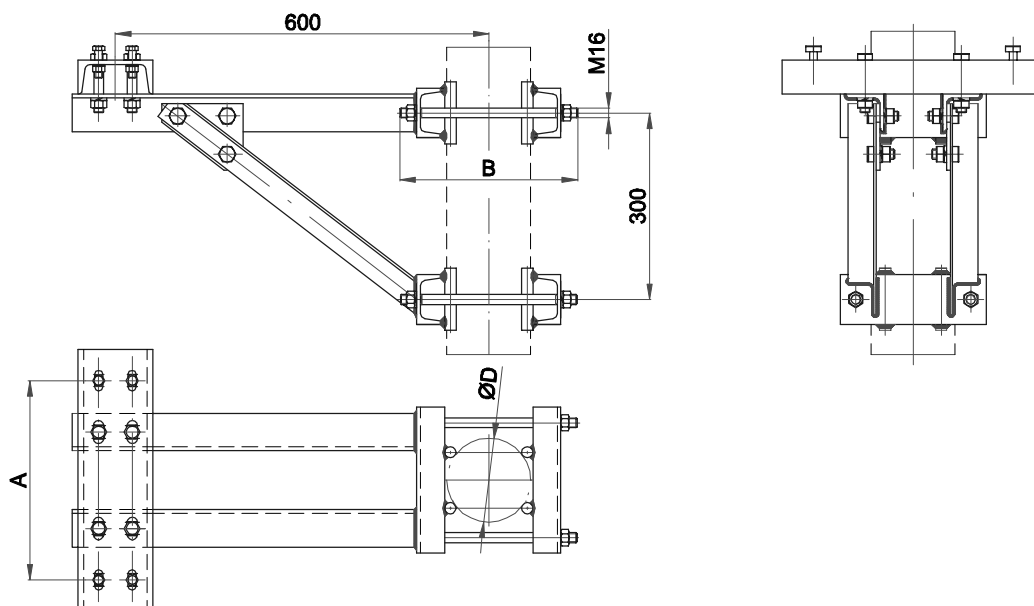
Material : steel DIN 17100, hot dip galvanized



| Tip / Type | A | B | C | D | E | F | G | H | K | L | M | N | P |
|-------------------------|------|------|------|------|------|------|------|------|------|------|------|------|------|
| Dužina / Length L [mm] | 544 | 610 | 592 | 654 | 674 | 744 | 814 | 748 | 822 | 778 | 848 | 1030 | 1114 |
| Dužina / Length L1 [mm] | 566 | 632 | 616 | 678 | 700 | 770 | 840 | 780 | 854 | 810 | 880 | 1062 | 1146 |
| Dužina / Length L1 [mm] | 368 | 434 | 416 | 478 | 498 | 568 | 638 | 572 | 646 | 602 | 672 | 854 | 938 |
| Masa / Mass [kg] | 48,4 | 50,7 | 50,1 | 52,3 | 53,0 | 55,5 | 57,9 | 55,7 | 58,3 | 56,8 | 59,2 | 65,6 | 68,5 |

JEDNOSTRANO POSTOLJE RASTAVLJAČA SINGLE SWITCH - DISCONNECTOR SUPPORT

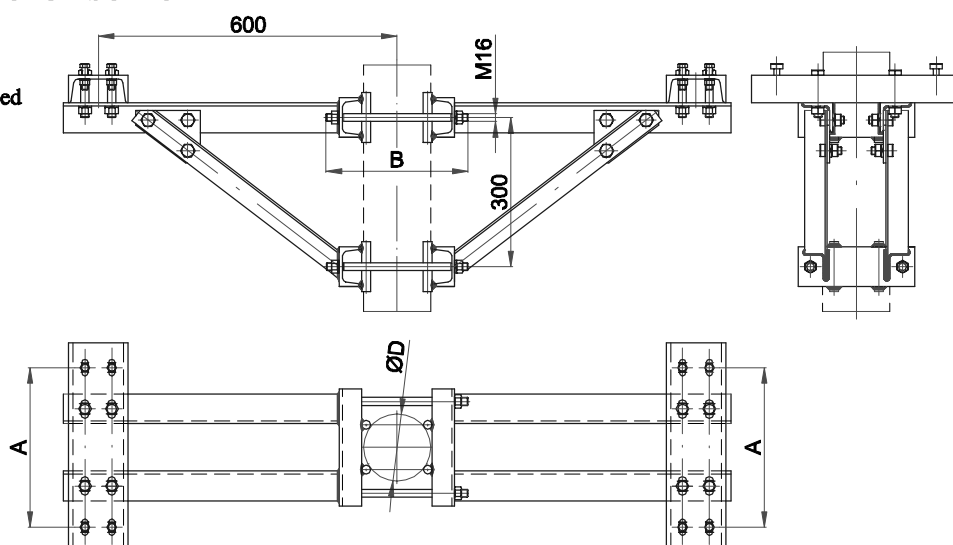
Materijal: čelik DIN 17100, vruće pocinčan
Material : steel DIN 17100, hot dip galvanized



| Kat. br. Cat. No. | Tip Type | Dimenzije Dimensions | | | Masa Mass [kg] |
|----------------------|-------------|-------------------------|-----------|-----|----------------------|
| | | ØD | A [mm] | B | |
| 64.178.400 | ER7 | 135 | 321 | 285 | 29,30 |
| 64.178.400.2 | ER7 | 160 | 336 | 310 | 29,50 |

DVOSTRANO POSTOLJE RASTAVLJAČA TWO SIDED SWITCH DISCONNECTOR SUPPORT

Materijal: čelik DIN 17100, vruće pocinčan
Material : steel DIN 17100, hot dip galvanized



| Kat. br. Cat. No. | Tip Type | Dimenzije Dimensions | | | Masa Mass [kg] |
|----------------------|-------------|-------------------------|-----------|-----|----------------------|
| | | ØD | A [mm] | B | |
| 64.178.400A | ER8 | 135 | 321 | 285 | 29,30 |

ODSTOJNI NOSAČ POTPORNOG IZOLATORA NA POSTOLJU RASTAVLJAČA ER9
POST INSULATOR DISTANT SUPPORT

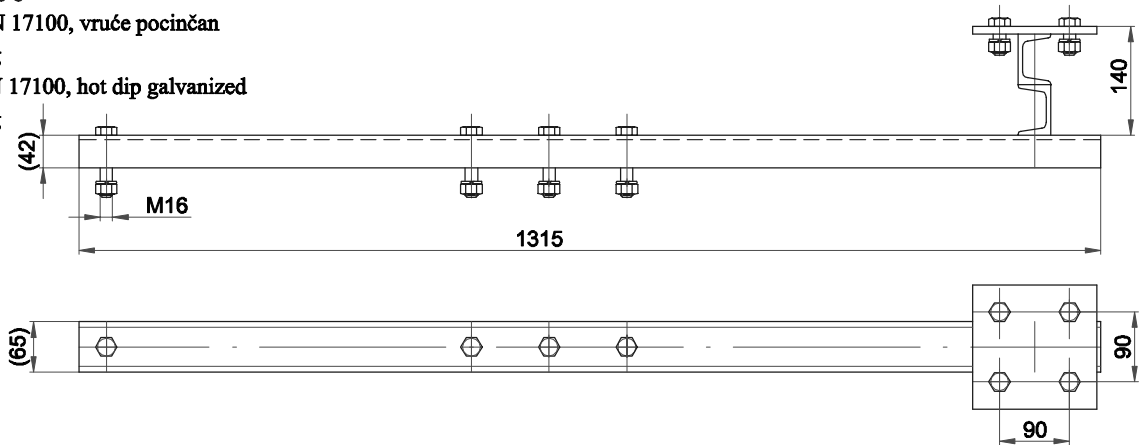
64.ER.09.100

Materijal: čelik DIN 17100, vruće pocinčan

Masa: 13,47 kg

Material : steel DIN 17100, hot dip galvanized

Mass: 13,47 kg



ODSTOJNI NOSAČ POTPORNOG IZOLATORA ZA CIJEVNI STUP Ø135 ER10
POST INSULATOR DISTANT SUPPORT ON TUBULAR POLE

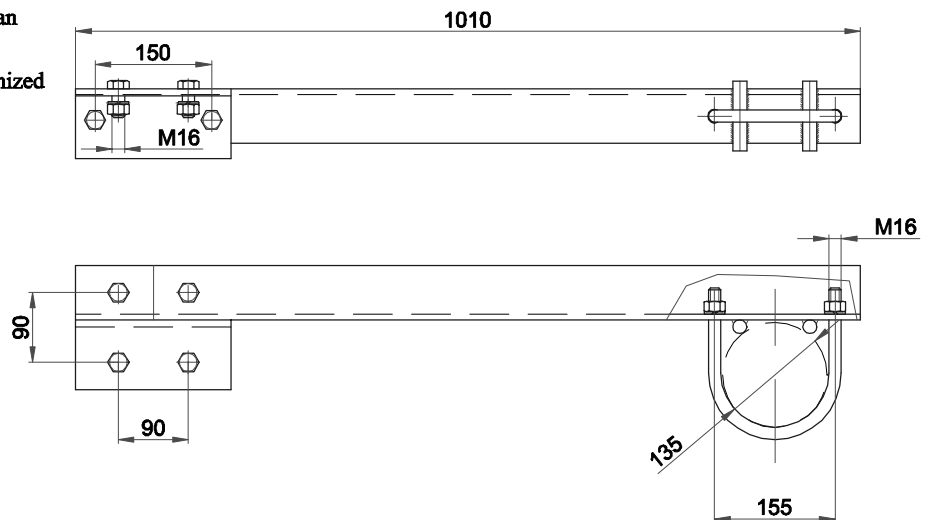
64.179.200

Materijal: čelik DIN 17100, vruće pocinčan

Masa: 11,80 kg

Material : steel DIN 17100, hot dip galvanized

Mass: 11,80 kg



ODSTOJNI NOSAČ POTPORNOG IZOLATORA 1100 ZA CIJEVNI STUP Ø135 ER11
POST INSULATOR DISTANT SUPPORT 1100

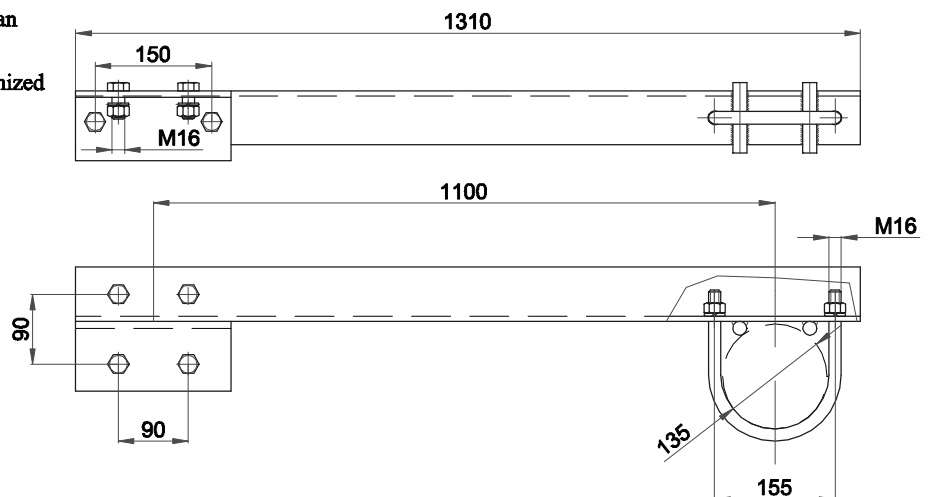
64.179.300

Materijal: čelik DIN 17100, vruće pocinčan

Masa: 15,10 kg

Material : steel DIN 17100, hot dip galvanized

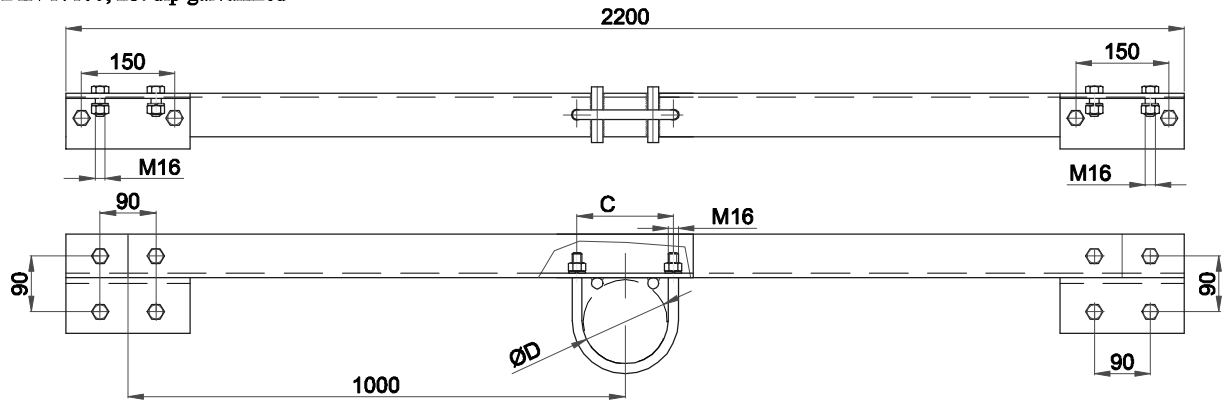
Mass: 15,10 kg



ODSTOJNI NOSAČ POTPORNOG IZOLATORA 2x1100 ZA CIJEVNI STUP TWO SIDED POST INSULATOR DISTANT SUPPORT

Materijal: čelik DIN 17100, vruće pocinčan

Material : steel DIN 17100, hot dip galvanized

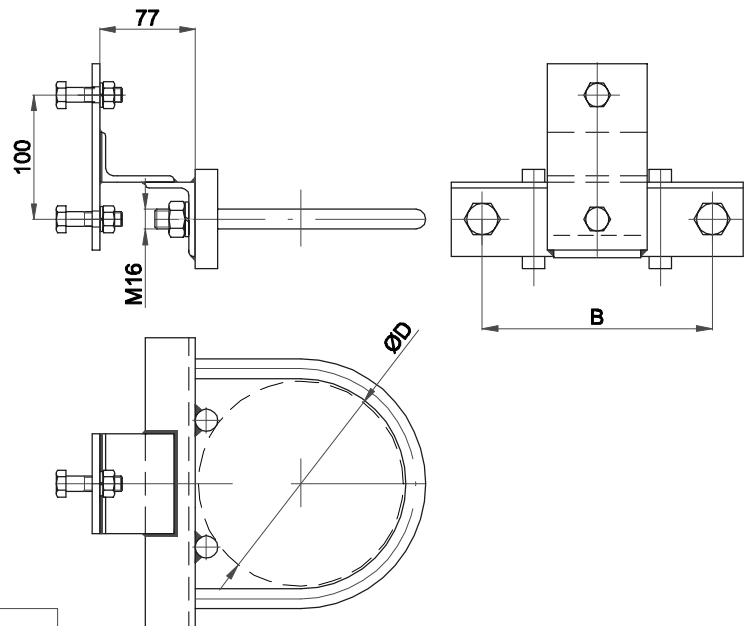


| Kat. br. Cat. No. | Tip Type | Dimenzije Dimensions | | Masa Mass [kg] |
|----------------------|-------------|-------------------------|-----------|----------------------|
| | | ØD [mm] | C [mm] | |
| 64.179.400 | ER12 | 135 | 155 | 23,00 |
| 64.179.500 | | 160 | 180 | 23,10 |

NOSAČ VODILICE POGONSKOG POLUŽJA RASTAVLJIVA ZA CIJEVNI STUP, JEDNOSTRANI SINGLE GUIDE TUBE SUPPORT FOR SWITCH - DISCONNECTOR DRIVING GEAR

Materijal: čelik DIN 17100, vruće pocinčan

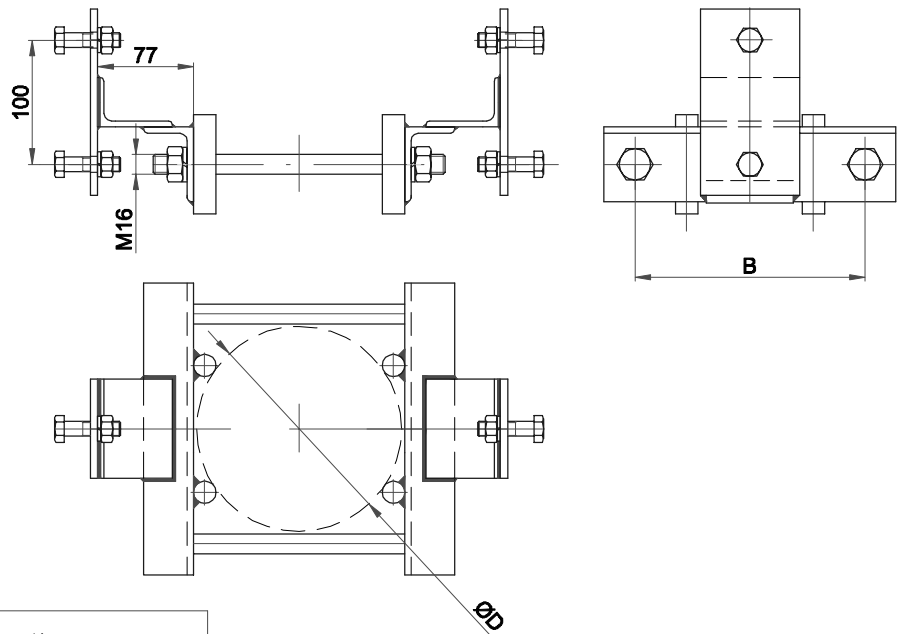
Material : steel DIN 17100, hot dip galvanized



| Kat. br. Cat. No. | Tip Type | Dimenzije Dimensions | | Masa Mass [kg] |
|----------------------|-------------|-------------------------|-----------|----------------------|
| | | ØD [mm] | B [mm] | |
| 64.178.510 | ER25 | 130 | 150 | 3,20 |
| 64.178.500 | ER25 | 165 | 185 | 3,66 |
| 64.ER.25.100 | ER25 | 190 | 210 | 4,15 |

NOSAČ VODILICE POGONSKOG POLUŽJA RASTAVLJAČA ZA CIJEVNI STUP, DVOSTRANI ER27
TWO SIDED GUIDE TUBE SUPPORT FOR SWITCH - DISCONNECTOR DRIVING GEAR

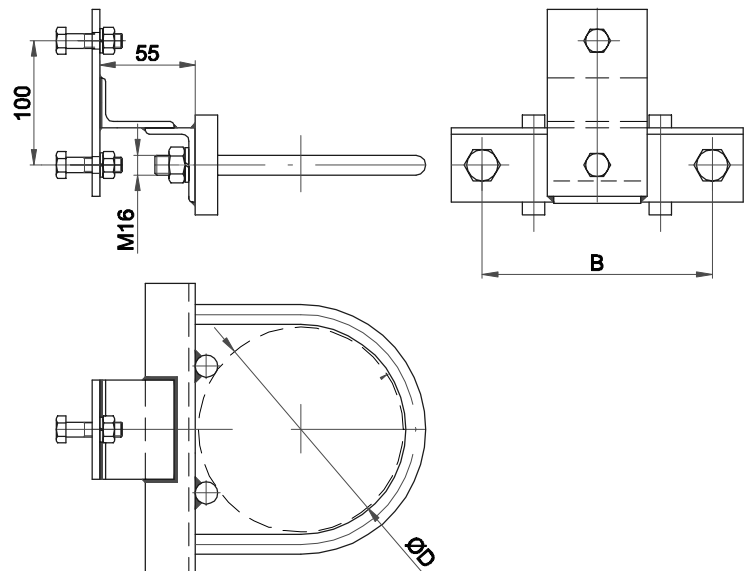
Materijal: čelik DIN 17100, vruće pocinčan
 Material : steel DIN 17100, hot dip galvanized



| Kat. br. Cat. No. | Tip Type | Dimenzije Dimensions | | Masa Mass [kg] |
|----------------------|-------------|-------------------------|-----|----------------------|
| | | ØD | B | |
| [mm] | | | | |
| 64.178.510.2 | ER27 | 130 | 150 | 4,90 |
| 64.178.500.2 | ER27 | 165 | 185 | 5,30 |
| 64.ER.27.200 | ER27 | 190 | 210 | 5,85 |

NOSAČ VODILICE POGONSKOG POLUŽJA RASTAVLJAČA ZA CIJEVNI STUP, JEDNOSTRANI ER26
SINGLE GUIDE TUBE SUPPORT FOR SWITCH - DISCONNECTOR DRIVING GEAR

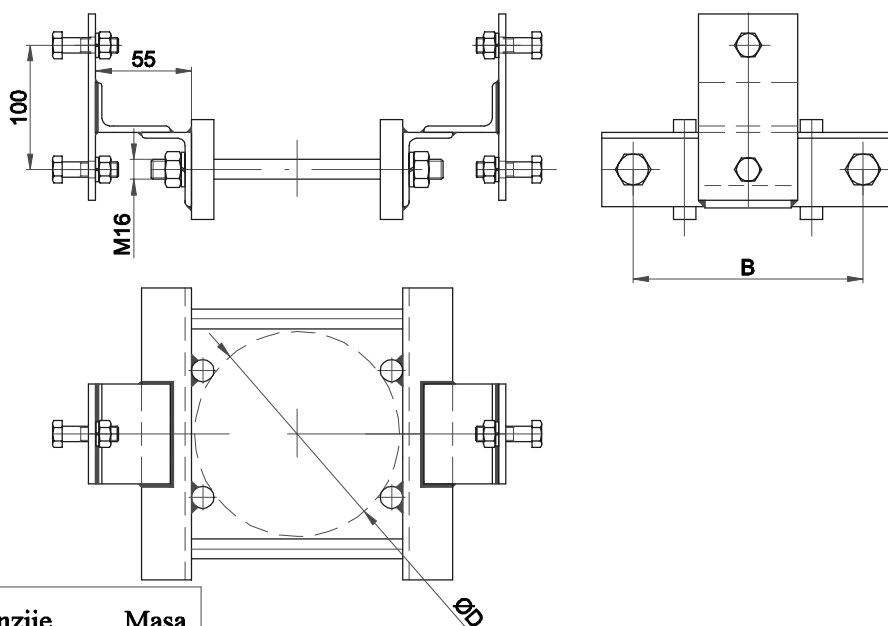
Materijal: čelik DIN 17100, vruće pocinčan
 Material : steel DIN 17100, hot dip galvanized



| Kat. br. Cat. No. | Tip Type | Dimenzije Dimensions | | Masa Mass [kg] |
|----------------------|-------------|-------------------------|-----|----------------------|
| | | ØD | B | |
| [mm] | | | | |
| 64.178.600 | ER26 | 210 | 230 | 3,40 |
| 64.178.500A | ER26 | 215 | 235 | 3,60 |
| 64.178.600.3 | ER26 | 245 | 265 | 3,70 |
| 64.178.600A | ER26 | 267 | 287 | 4,10 |

NOSAČ VODILICE POGONSKOG POLUŽJA RASTAVLJAČA ZA CIJEVNI STUP, DVOSTRANI ER28 TWO SIDED GUIDE TUBE SUPPORT FOR SWITCH - DISCONNECTOR DRIVING GEAR

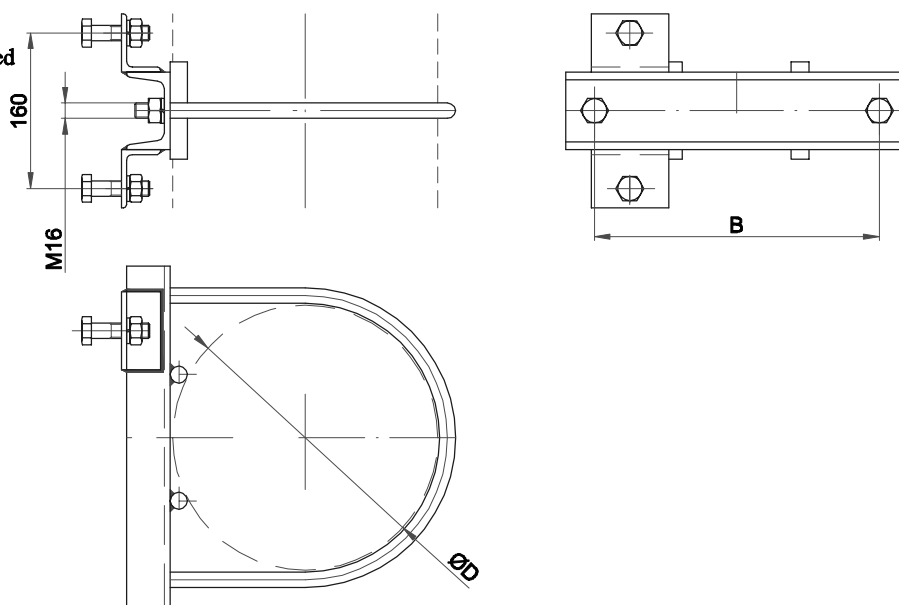
Materijal: čelik DIN 17100, vruće pocinčan
Material : steel DIN 17100, hot dip galvanized



| Kat. br. Cat. No. | Tip Type | Dimenzije Dimensions | | Masa Mass |
|----------------------|-------------|-------------------------|-----|--------------|
| | | ØD | B | |
| | | [mm] | | [kg] |
| 64.178.600.2 | ER28 | 210 | 230 | 5,86 |
| 64.178.500.2A | ER28 | 215 | 235 | 6,26 |
| 64.178.600.3A | ER28 | 245 | 265 | 6,50 |
| 64.178.600.2A | ER28 | 267 | 287 | 6,81 |

NOSAČ RUČNOG POGONA RASTAVLJAČA ZA CIJEVNI STUP, JEDNOSTRANI ER32 DISCONNECTOR HAND DRIVE GEAR SUPPORT

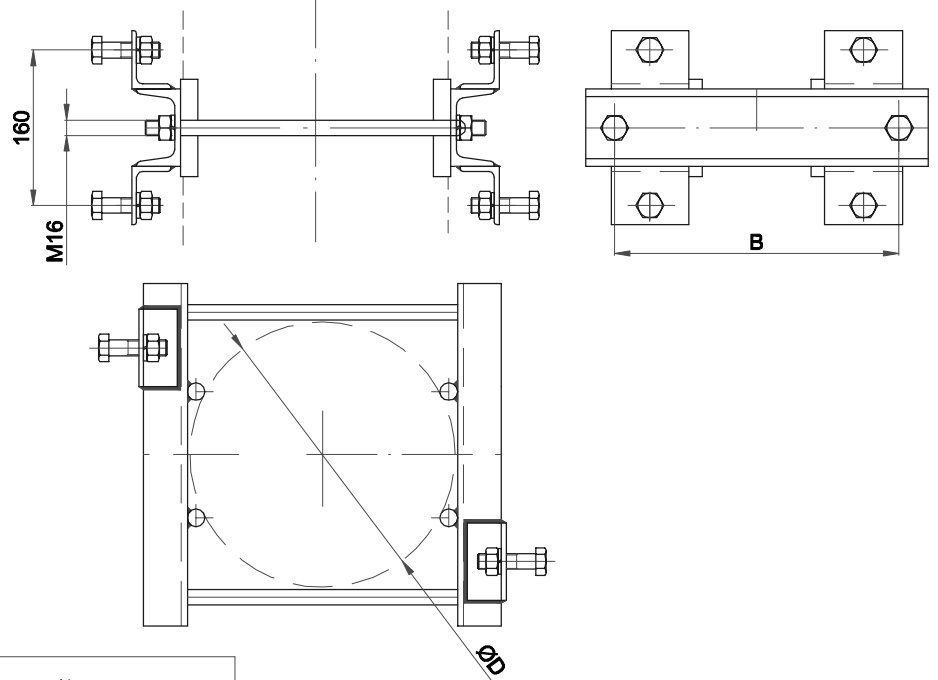
Materijal: čelik DIN 17100, vruće pocinčan
Material : steel DIN 17100, hot dip galvanized



| Kat. br. Cat. No. | Tip Type | Dimenzije Dimensions | | Masa Mass |
|----------------------|-------------|-------------------------|-----|--------------|
| | | ØD | B | |
| | | [mm] | | [kg] |
| 64.178.800.2 | ER32 | 267 | 287 | 5,60 |
| 64.178.800 | ER32 | 273 | 293 | 5,86 |
| 64.178.800.3 | ER32 | 324 | 344 | 6,80 |

NOSAČ RUČNOG POGONA RASTAVLJAČA ZA CIJEVNI STUP, DVOSTRANI ER33
TWO SIDED DISCONNECTOR HAND DRIVE GEAR SUPPORT

Materijal: čelik DIN 17100, vruće pocinčan
 Material : steel DIN 17100, hot dip galvanized



| Kat. br. Cat. No. | Tip Type | Dimenzije Dimensions | | Masa Mass |
|----------------------|-------------|-------------------------|-----------|--------------|
| | | ØD [mm] | B [mm] | |
| 64.178.800.2A | ER33 | 267 | 287 | 10,8 |
| 64.178.800A | ER33 | 273 | 293 | 11,6 |
| 64.178.800.3A | ER33 | 324 | 344 | 13,62 |

USMJERIVAČ VODIČA NA POTPORNOM IZOLATORU 300, JEDNOSTRANI ER39
CONDUCTOR GUIDANCE ON POST INSULATOR

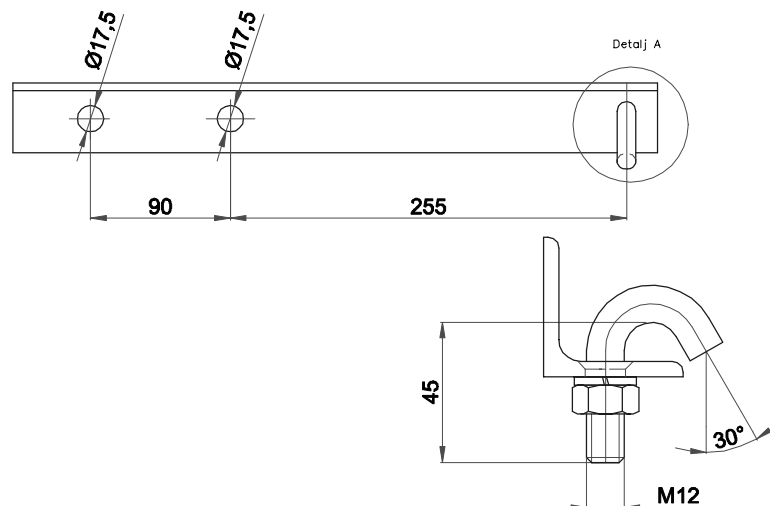
64.ER.39.100

Materijal: čelik DIN 17100, vruće pocinčan

Masa: 1,53 kg

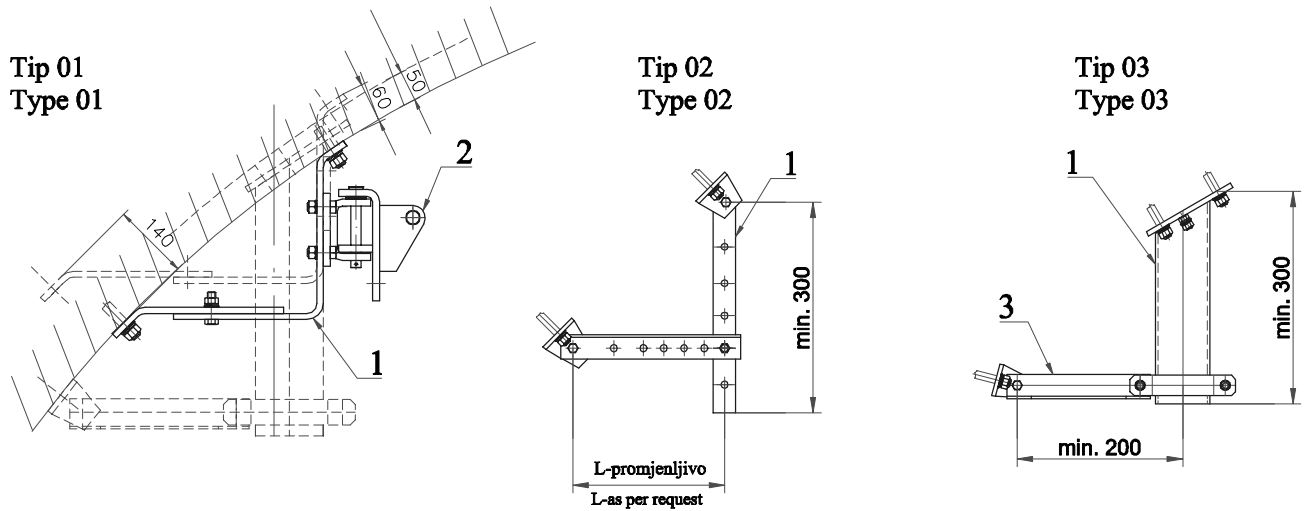
Material : steel DIN 17100, hot dip galvanized

Mass: 1,53 kg



**PRIČVRŠĆENJE TUNELSKÉ KONZOLE NA SVOD TUNELA NORMALNOG PROFILA
ZA SISTEMSKE VISINE OD 230 DO 600 MM
TUNEL CANTILEVER ATTACHMENT**

64.001.541



| Poz. Item | Naziv sklopa Description |
|--------------|--|
| 1 | Pločasti nosač tip 01, profilni nosač U12 s potporom tip 02, cijevni nosač tip 03 Plate support |
| 2 | Zglobni pričvršćnik za pločasti nosač Joint fastener for plate support |
| 3 | Potpora cijevnog nosača Tubular support |

**PLOČASTI NOSAČ TIP 01
PLATE SUPPORT**

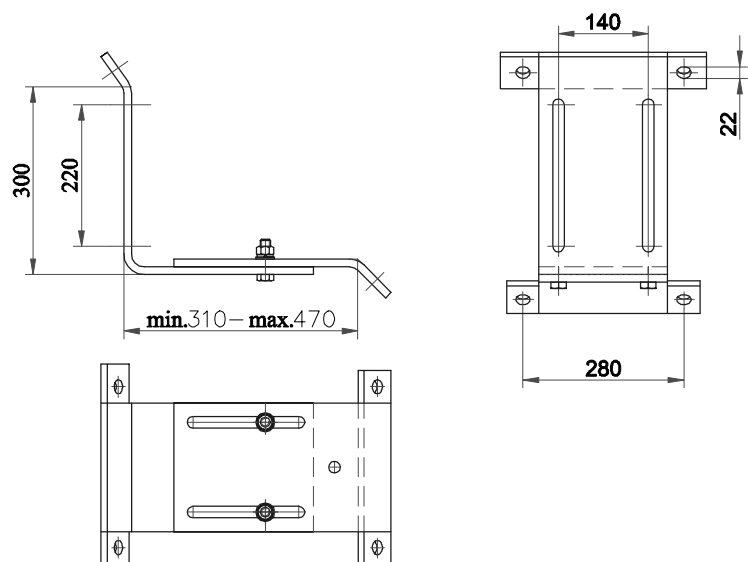
64.164.300

Materijal: čelik DIN 17100, vruće pocinčan

Masa: 13,00 kg

Material : steel DIN 17100, hot dip galvanized

Mass: 13,00 kg

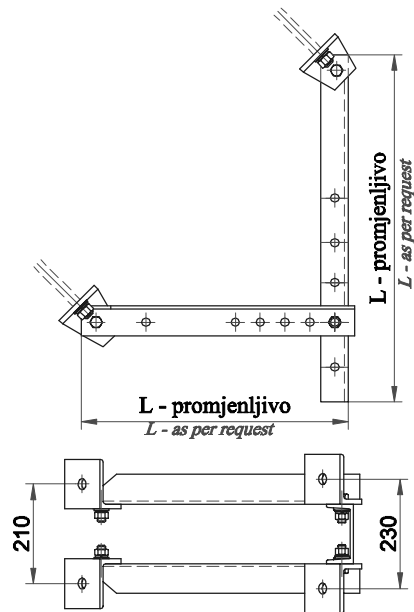


PROFILNI NOSAČ U12 S POTPOROM TIP 02
PROFILE SUPPORT

64.164.200

Materijal: čelik DIN 17100, vruće pocinčan
 Masa: 14,7 kg

Material : steel DIN 17100, hot dip galvanized
 Mass: 14,7 kg

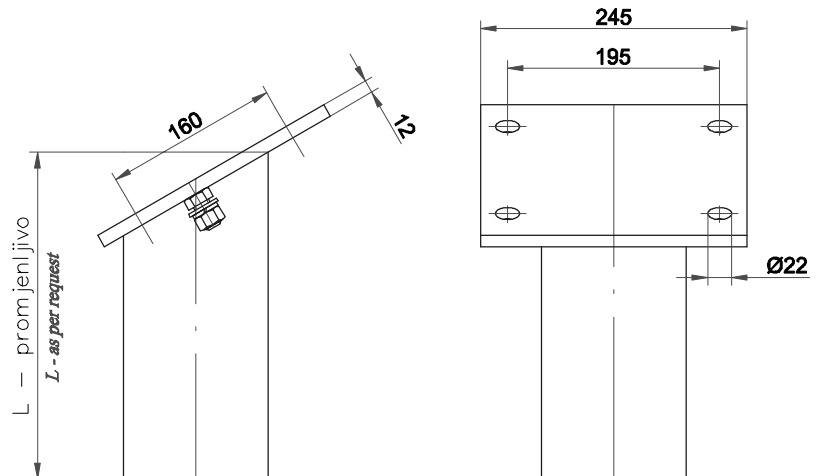


CIJEVNI NOSAČ TIP 03
TUBULAR SUPPORT

64.164.100

Materijal: čelik DIN 17100, vruće pocinčan
 Masa: L=300 mm 10,5 kg
 L=1500 mm 27,5 kg

Material : steel DIN 17100, hot dip galvanized
 Mass: L=300 mm 10,5 kg
 L=1500 mm 27,5 kg

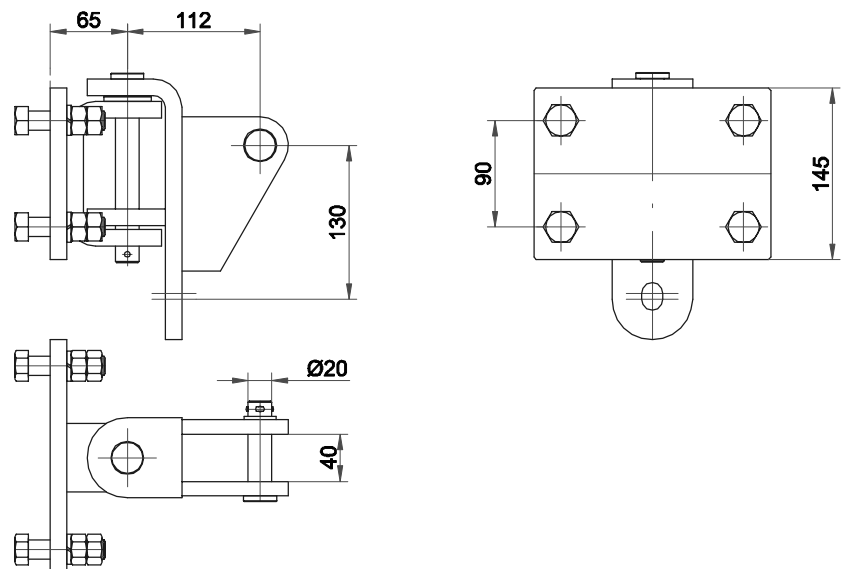


ZGLOBNI PRIČVRSNIK ZA PLOČASTI NOSAČ TIP 01
JOINT FASTENER FOR PLATE SUPPORT

64.165.100

Materijal: čelik DIN 17100, vruće pocinčan
 Masa: 12,75 kg

Material : steel DIN 17100, hot dip galvanized
 Mass: 12,75 kg

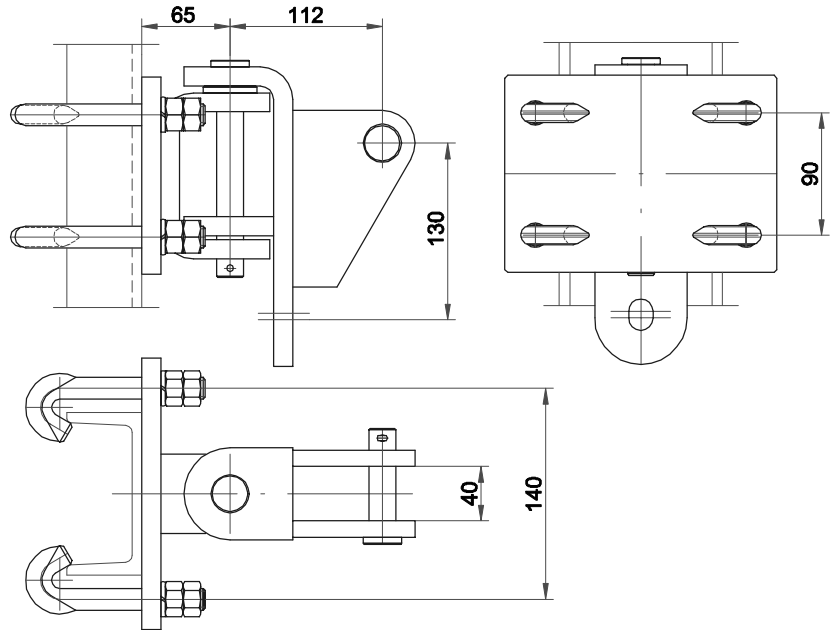


ZGLOBNI PRIČVRSNIK ZA PROFILNI NOSAČ U12 S POTPOROM TIP 02
JOINT FASTENER

64.165.000

Materijal: čelik DIN 17100, vruće pocinčan
 Masa: 13,80 kg

Material : steel DIN 17100, hot dip galvanized
 Mass: 13,80 kg

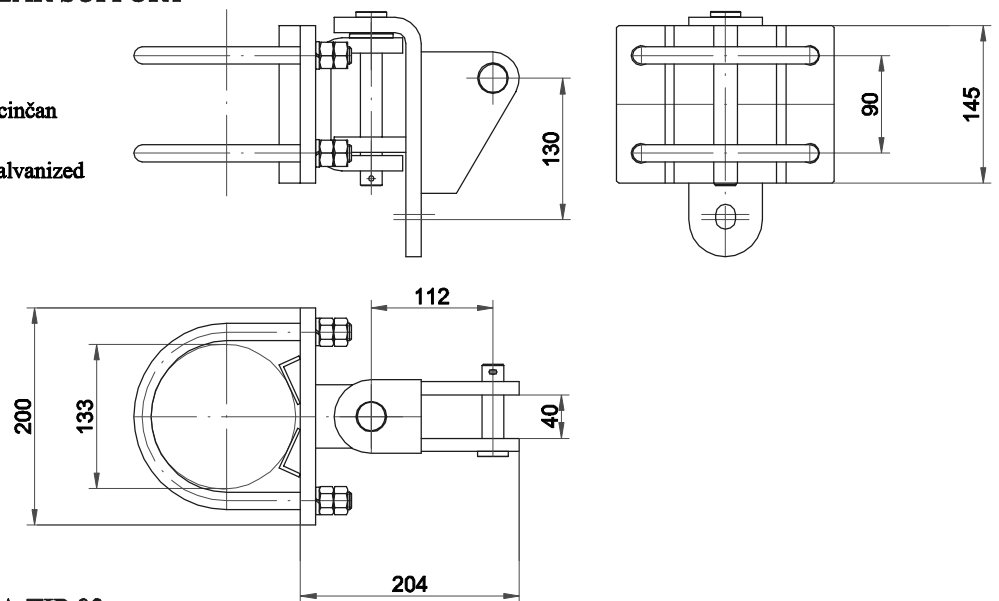


ZGLOBNI PRIČVRSNIK ZA CIJEVNI NOSAČ TIP 03
JOINT FASTENER FOR TUBULAR SUPPORT

64.164.500

Materijal: čelik DIN 17100, vruće pocinčan
 Masa: 13,75 kg

Material : steel DIN 17100, hot dip galvanized
 Mass: 13,75 kg

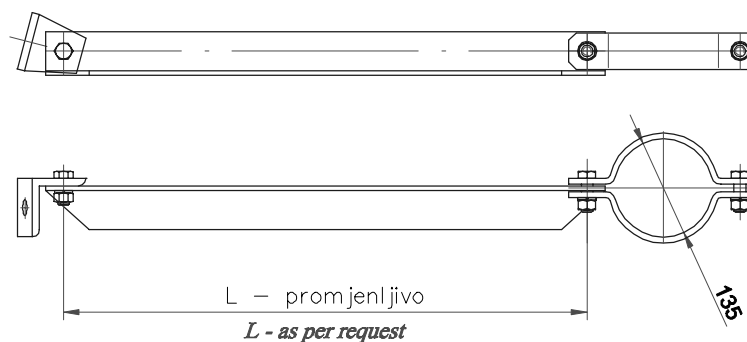


POTPORA CIJEVNOG NOSAČA TIP 03
STRUT OF TUBULAR SUPPORT

64.164.400

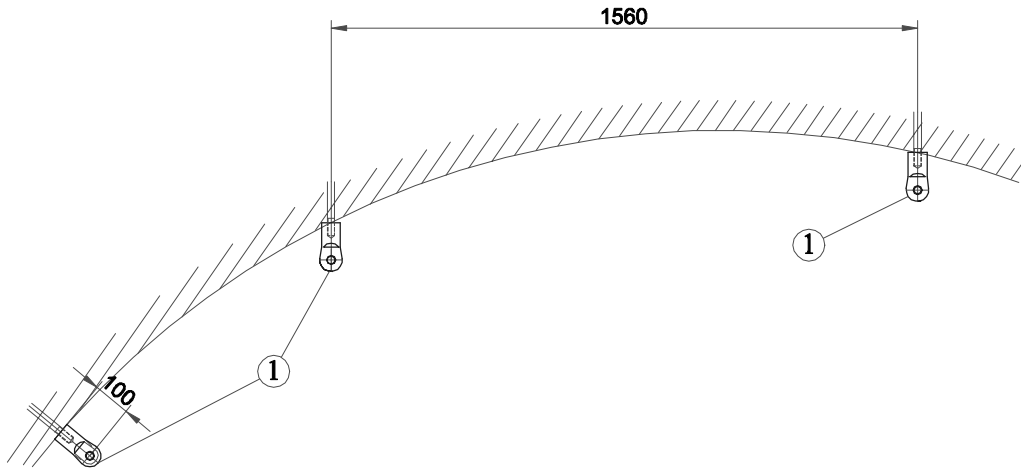
Materijal: čelik DIN 17100, vruće pocinčan
 Masa: 9,50 kg

Material : steel DIN 17100, hot dip galvanized
 Mass: 9,50 kg



PRIČVRŠČENJE TUNELSKÉ KONZOLE ZA VOZNI VOD S "Y" OPREMOM
"Y" TUNEL CANTILEVER ATTACHMENT

64.001.542



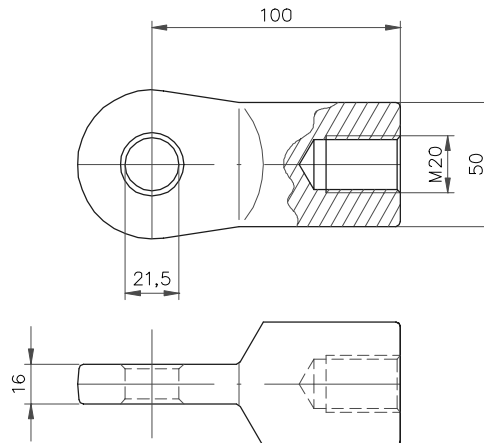
| Poz. Item | Naziv sklopa Description |
|--------------|---|
| 1 | Držáč s prstenom Support with tonque |

DRŽAČ S PRSTENOM
SUPPORT WITH TONQUE

64.165.200B

Materijal: aluminijaska bronca DIN 17656/17665
Masa: 0,16 kg

Material : aluminium bronce DIN 17656/17665
Mass: 0,16 kg

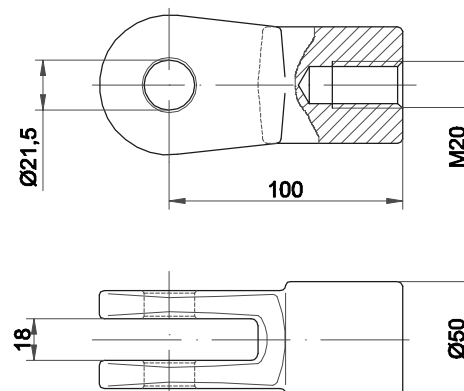


DRŽAČ S VILICOM
SUPPORT WITH CLEVIS

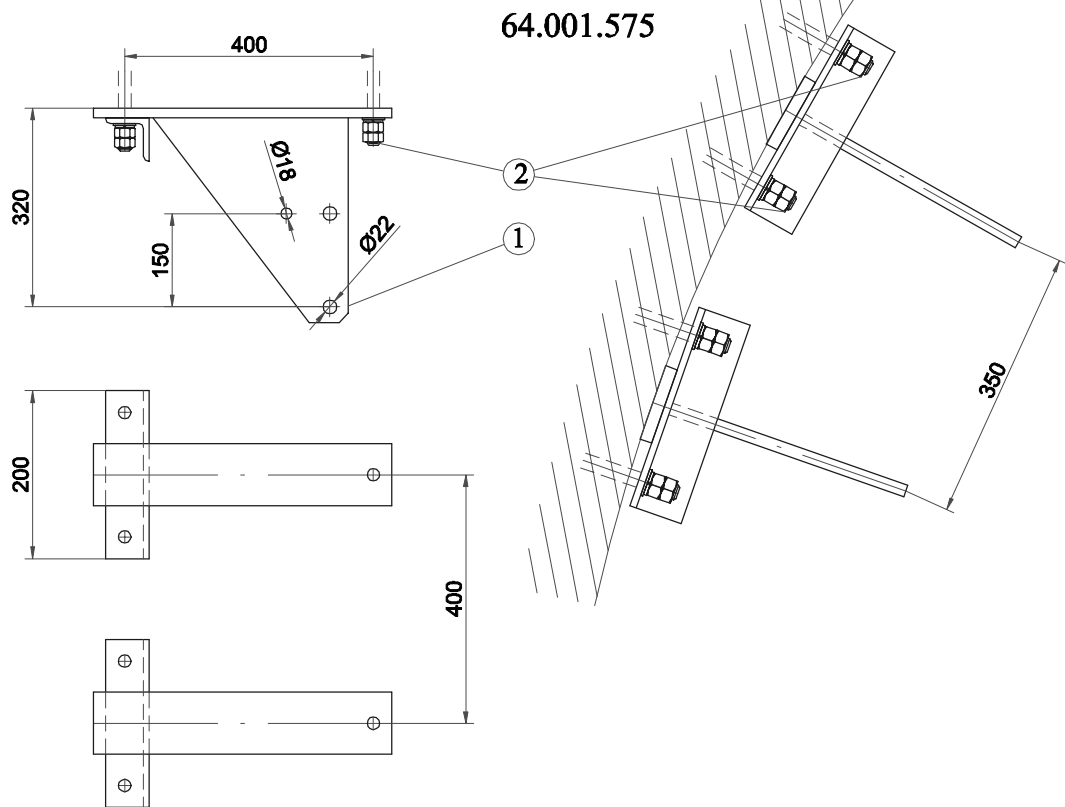
65.165.200B

Materijal: aluminijaska bronca DIN 17656/17665
Masa: 1,20 kg

Material : aluminium bronce DIN 17656/17665
Mass: 1,20 kg



PRIČVRŠČENJE ČVRSTOG ZATEZANJA VODIČA U TUNELU
TUNEL FIXED TERMINATION ATTACHMENT



| Poz. Item | Naziv sklopa Description |
|--------------|---|
| 1 | Pričvršnik čvrstog zatezanja u tunelu Fixed termination attachment in tunnel |
| 2 | Temeljni vijak Bolt |

PRIČVRŠNIK ČVRSTOG ZATEZANJA U TUNELU
FIXED TERMINATION ATTACHMENT IN TUNEL

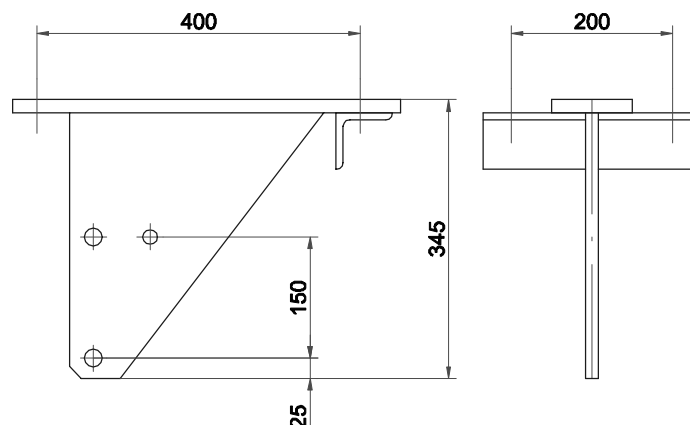
64.165.700

Materijal: čelik DIN 17100, vruće pocinčano

Masa: 14,95 kg

Material : steel DIN 17100, hot dip galvanized

Mass: 14,95 kg

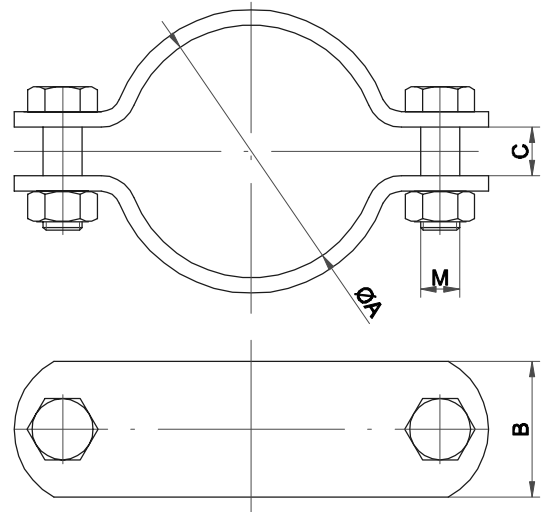


OBUJMICA ZA CIJEVNI STUP PIPE CLIP FOR TUBULAR POLE

Materijal: čelik DIN 17100, vruće pocinčan

Material : steel DIN 17100, hot dip galvanized

| Kat. br. Cat. No. | Dimenzije Dimensions | | | | Masa Mass [kg] |
|----------------------|-------------------------|-----------|----|----|----------------------|
| | ØA | B [mm] | C | M | |
| 65.100.100 A | 130 | 70 | 25 | 20 | 6,85 |
| 65.100.100 B | 160 | 70 | 25 | 20 | 7,75 |
| 65.100.100 C | 190 | 70 | 25 | 20 | 8,25 |
| 65.100.100 D | 216 | 70 | 25 | 20 | 8,80 |

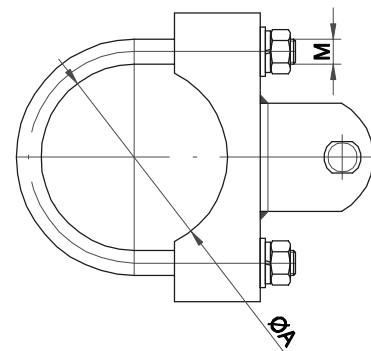
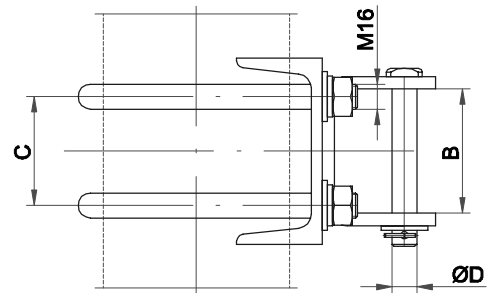


PRČVRŠNIK KOSNIKA Ø76 ZA CIJEVNI STUP BRACKET FASTENER Ø76 FOR TUBULAR POLE

Materijal: čelik DIN 17100, vruće pocinčan

Material : steel DIN 17100, hot dip galvanized

| Kat. br. Cat. No. | Dimenzije Dimensions | | | | | Masa Mass [kg] |
|----------------------|-------------------------|----|----|----|----|----------------------|
| | ØA | B | C | M | ØD | |
| 65.110.100 A | 120 | 80 | 70 | 16 | 20 | 9,50 |
| 65.110.100 B | 160 | 80 | 70 | 16 | 20 | 10,80 |
| 65.110.100 C | 190 | 80 | 70 | 16 | 20 | 11,60 |
| 65.110.100 D | 215 | 80 | 70 | 16 | 20 | 12,00 |
| 65.110.100 E | 267 | 80 | 70 | 16 | 20 | 13,50 |



PRČVRŠNIK POTPORNOG IZOLATORA INSULATOR SUPPORTS FASTENER

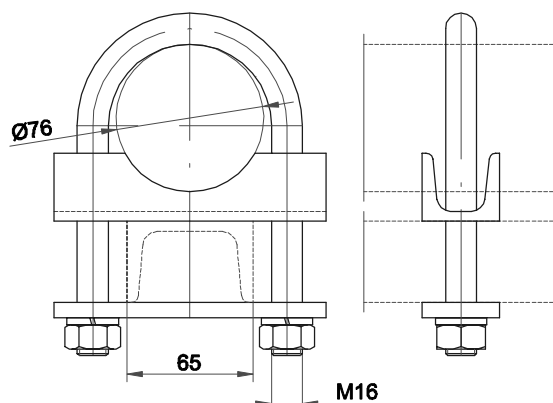
65.110.200

Materijal: čelik DIN 17100, vruće pocinčan

Masa: 1,70 kg

Material : steel DIN 17100, hot dip galvanized

Mass: 1,70 kg

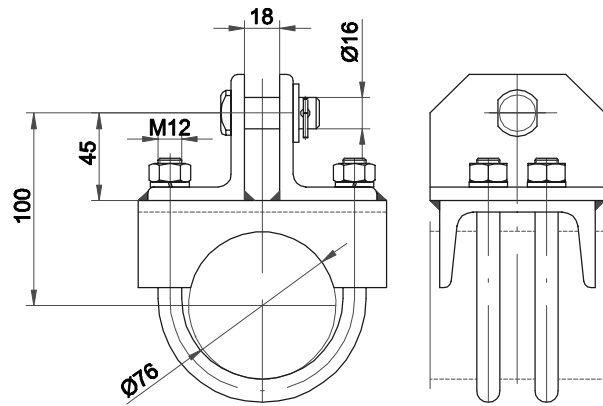


PRIČVRŠNIK ZATEGE STAY ROD FASTENER

65.110.300

Materijal: čelik DIN 17100, vruće pocinčan
Masa: 2,50 kg

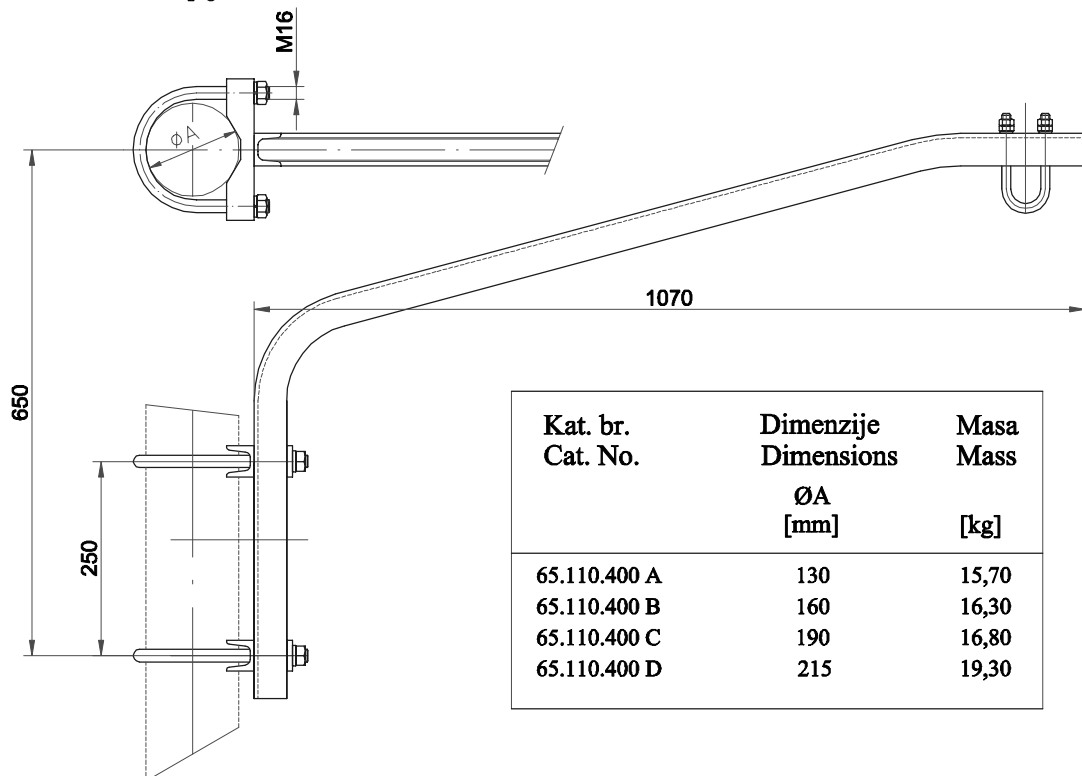
Material: steel DIN 17100, hot dip galvanized
Mass: 2,50 kg



NOSAČ GROMOBRANSKE ZAŠTITE LIGHTNING CONDUCTOR SUPPORT

Materijal: čelik DIN 17100, vruće pocinčan

Material: steel DIN 17100, hot dip galvanized



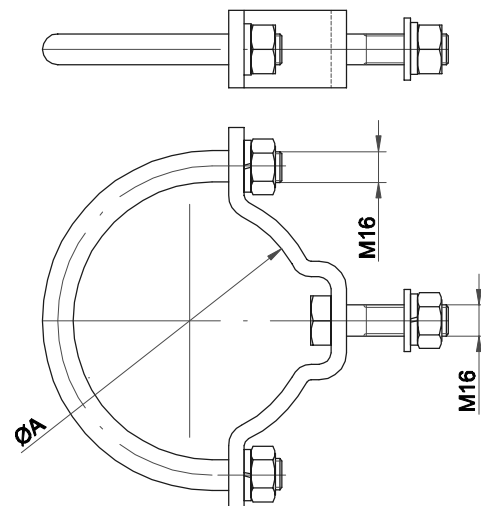
| Kat. br. Cat. No. | Dimenzije Dimensions | Masa Mass |
|----------------------|-------------------------|--------------|
| | ØA [mm] | [kg] |
| 65.110.400 A | 130 | 15,70 |
| 65.110.400 B | 160 | 16,30 |
| 65.110.400 C | 190 | 16,80 |
| 65.110.400 D | 215 | 19,30 |

NOSAČ STEZALJKE ZAŠTITNOG UŽETA SUPPORT OF EARTHING WIRE CLAMP

Materijal: čelik DIN 17100, vruće pocinčan

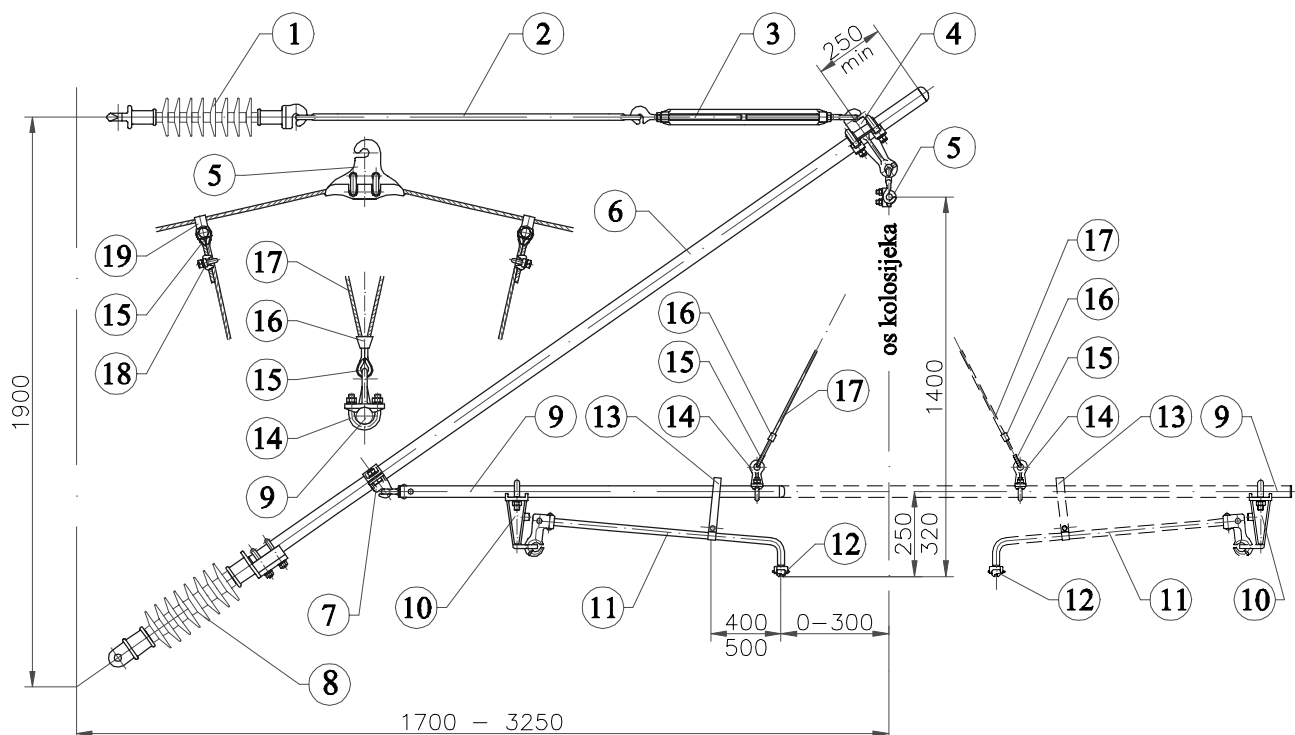
Material: steel DIN 17100, hot dip galvanized

| Kat. br. Cat. No. | Dimenzije Dimensions | Masa Mass |
|----------------------|-------------------------|--------------|
| | ØA [mm] | [kg] |
| 65.110.500 A | 120 | 2,20 |
| 65.110.500 B | 160 | 2,60 |
| 65.110.500 C | 190 | 2,65 |
| 65.110.500 D | 215 | 2,70 |
| 65.110.500 E | 267 | 3,05 |



KONZOLA ZA MALA OPTEREĆENJA CANTILEVER ASSEMBLY FOR LIGHT LOADS

64.002.001



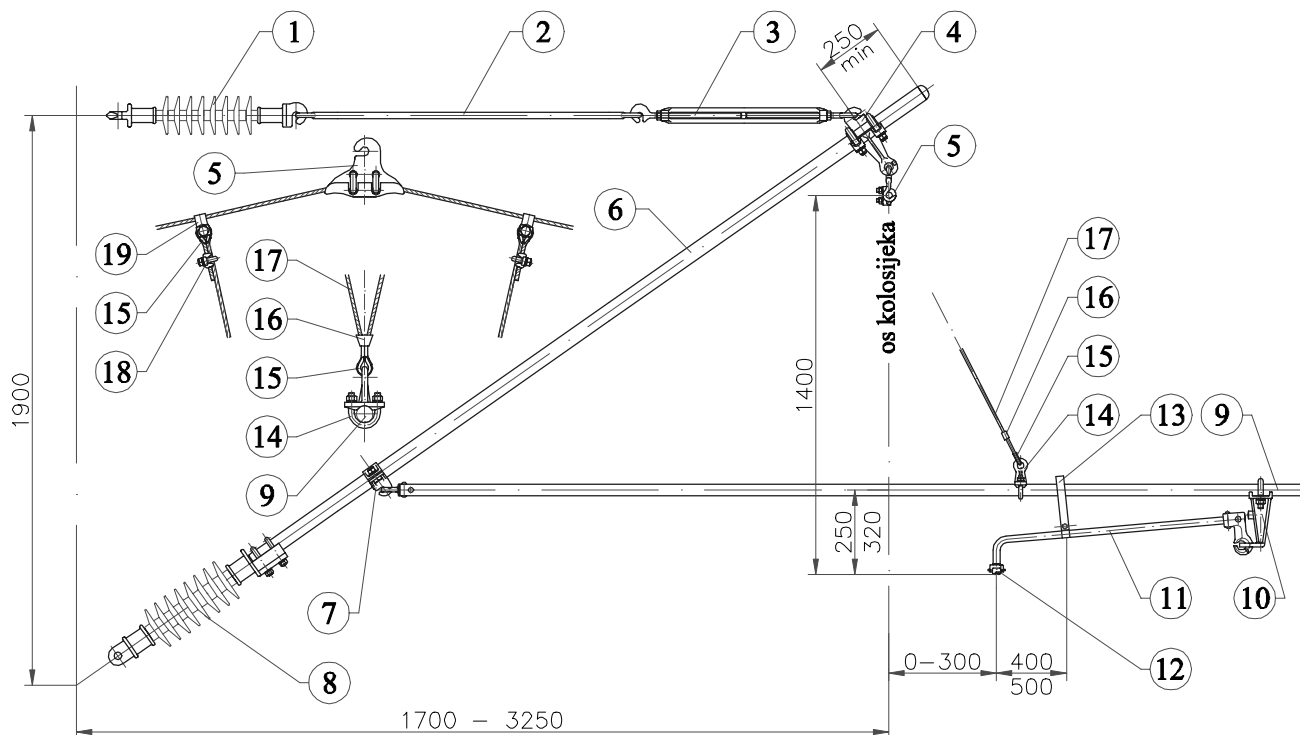
Tip 01 / Tip 03
Type 01 / Type 03

Tip 02
Type 02

| Poz Item | Kom/Pcs | | Naziv sklopa Description | Kat.br. Cat.No. |
|-------------|----------|----------|---|--------------------|
| | Tip/Type | 01/02 03 | | |
| 1 | 1 | 1 | Izolator zatege / Top tie insulator | 64.200.100 |
| 2 | 1 | 1 | Zatega / Top tie rods | 64.200.200 |
| 3 | 1 | 1 | Podesivi vijak / Top tie turnbuckle | 64.200.350 |
| 4 | 1 | 1 | Stezaljka s kukom i prstenom / Hook and eye clamp for tube | 64.200.400 |
| 5 | 1 | 1 | Stezaljka s kukom za nosivo uže / Catenary suspension clamp | 64.200.500 |
| 6 | 1 | 1 | Kosnik konzole Ø41 / Strut tube Ø41 | 64.200.600 |
| 7 | 1 | 1 | Stezaljka za nosaè poligonatora Ø41 / Register arm clamp for tube Ø41 | 64.200.700 |
| 8 | 1 | 1 | Izolator kosnika konzole / Strut insulator | 64.200.800 |
| 9 | 1 | 1 | Nosaè poligonatora Ø30 / Register arm tube Ø30 | 64.200.900 |
| 10 | 1 | 1 | Držaè poligonatora Ø30 / Drop bracket for tube Ø30 | 64.201.000 |
| 11 | 1 | 1 | Poligonator / Steady arm rod | 64.201.100 |
| 12 | 1 | 1 | Stezaljka kontaktnog vodièa za poligonator / Contact wire clip | 64.201.200 |
| 13 | 1 | 0 | Alka protiv vjetra / Antiwind stirrup | 64.201.300 |
| 14 | 1 | 1 | Stezaljka "V" vješaljke Ø30 / "V" dropper eye clamps for tube Ø30 | 64.201.400 |
| 15 | 3 | 3 | Uška alke za uže / Thimble | 64.201.500 |
| 16 | 1 | 1 | Prsten "V" vješaljke / "V" dropper sleeve | 64.201.600 |
| 17 | 1 | 1 | Uže "V" vješaljke / "V" dropper cable | 64.501.600 |
| 18 | 2 | 2 | Stezaljka s U-vijkom za užad Ø5-7 mm / U-bolt clamp for cable Ø5-7 mm | 64.201.700 |
| 19 | 2 | 2 | Obujmica "V" vješaljke / "V" dropper clip | 64.201.800 |

KONZOLA ZA SREDNJA OPTEREĆENJA CANTILEVER ASSEMBLY FOR MEDIUM LOADS

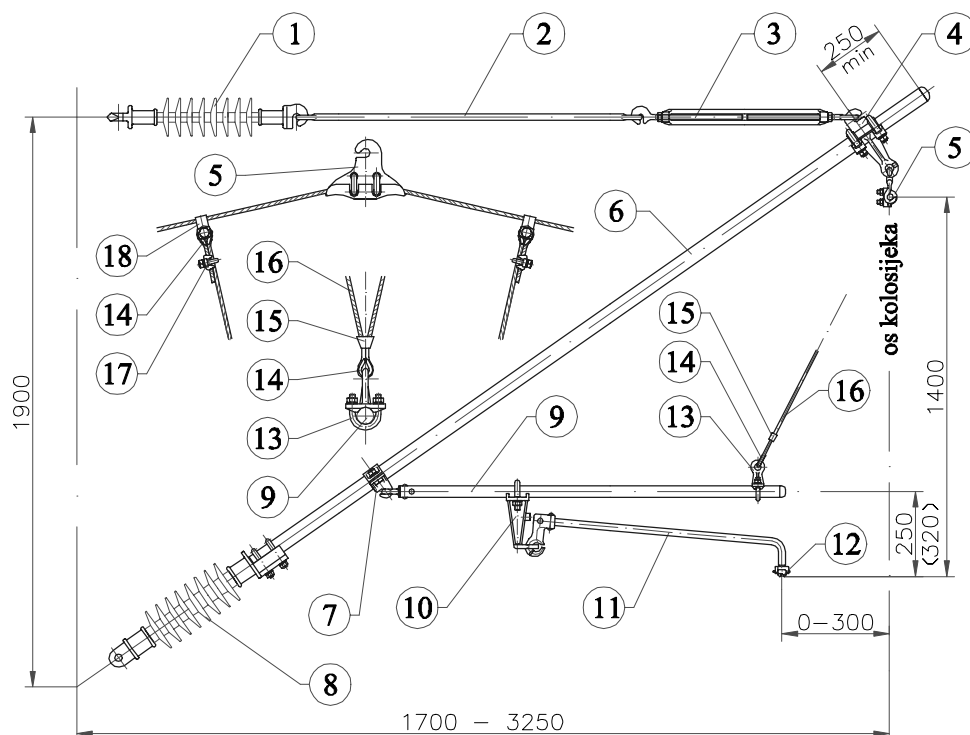
64.002.002



| Poz Item | Kom Pcs | Naziv sklopa Description | Kat.br. Cat.No. |
|-------------|------------|---|--------------------|
| 1 | 1 | Izolator zatege / Top tie insulator | 64.200.100 |
| 2 | 1 | Zatega / Top tie rods | 64.200.200 |
| 3 | 1 | Podesivi vijak / Top tie turnbuckle | 64.200.350 |
| 4 | 1 | Stezaljka s kukom i prstenom Ø51 / Hook and eye clamp for tube Ø51 | 64.201.900 |
| 5 | 1 | Stezaljka s kukom za nosivo uže / Catenary suspension clamp | 64.200.500 |
| 6 | 1 | Kosnik konzole Ø51 / Strut tube Ø51 | 64.202.000 |
| 7 | 1 | Stezaljka za nosaè poligonatora Ø51 / Register arm clamp for tube Ø51 | 64.202.100 |
| 8 | 1 | Izolator kosnika konzole / Strut insulator | 64.200.800 |
| 9 | 1 | Nosaè poligonatora Ø41 / Register arm assembly Ø41 | 64.202.200 |
| 10 | 1 | Držaè poligonatora Ø41 / Drop bracket for tube Ø41 | 64.202.300 |
| 11 | 1 | Poligonator / Steady arm rod | 64.201.100 |
| 12 | 1 | Stezaljka kontaktnog vodièa za poligonator / Contact wire clip | 64.201.200 |
| 13 | 1 | Alka protiv vjetra / Antiwind stirrup | 64.201.300 |
| 14 | 1 | Stezaljka "V" vješaljke Ø41 / "V" dropper eye clamps for tube Ø41 | 64.202.400 |
| 15 | 3 | Uška alke za uže / Thimble | 64.201.500 |
| 16 | 1 | Prsten "V" vješaljke / "V" dropper sleeve | 64.201.600 |
| 17 | 1 | Uže "V" vješaljke / "V" dropper cable | 64.501.600 |
| 18 | 2 | Stezaljka s U-vijkom za užad Ø5-7 mm / U-bolt clamp for cable Ø5-7 mm | 64.201.700 |
| 19 | 2 | Obujmica "V" vješaljke / "V" dropper clip | 64.201.800 |

KONZOLA ZA VEĆA OPTEREĆENJA CANTILEVER ASSEMBLY FOR HEAVY LOADS

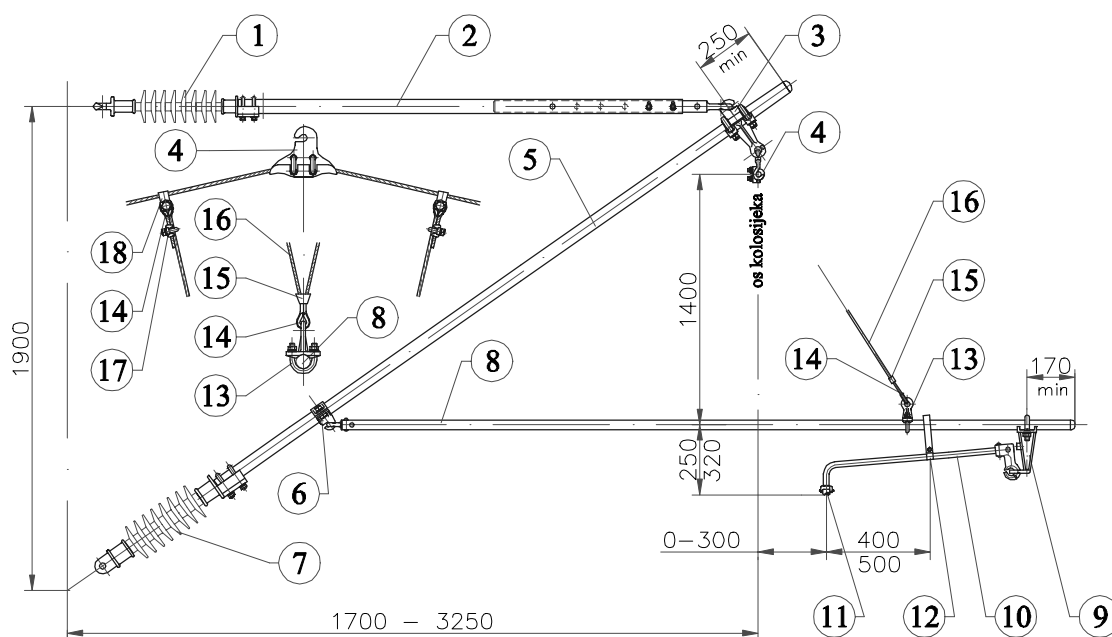
64.002.003



| Poz Item | Kom Pcs | Naziv sklopa Description | Kat.br. Cat.No. |
|-------------|------------|---|--------------------|
| 1 | 1 | Izolator zatege / Top tie insulator | 64.200.100 |
| 2 | 1 | Zatega / Top tie rods | 64.200.200 |
| 3 | 1 | Podesivi vijak / Top tie turnbuckle | 64.200.350 |
| 4 | 1 | Stezaljka s kukom i prstenom Ø51 / Hook and eye clamp for tube Ø51 | 64.201.900 |
| 5 | 1 | Stezaljka s kukom za nosivo uže / Catenary suspension clamp | 64.200.500 |
| 6 | 1 | Kosnik konzole Ø51 / Strut tube Ø51 | 64.202.000 |
| 7 | 1 | Stezaljka za nosaè poligonatora Ø51 / Register arm clamp for tube Ø51 | 64.202.100 |
| 8 | 1 | Izolator kosnika konzole / Strut insulator | 64.200.800 |
| 9 | 1 | Nosaè poligonatora Ø30 / Register arm tube Ø30 | 64.200.900 |
| 10 | 1 | Držaè poligonatora Ø30 / Drop bracket for tube Ø30 | 64.201.000 |
| 11 | 1 | Poligonator / Steady arm rod | 64.201.100 |
| 12 | 1 | Stezaljka kontaktnog vodièa za poligonator / Contact wire clip | 64.201.200 |
| 13 | 1 | Stezaljka "V" vješaljke Ø30 / "V" dropper eye clamps for tube Ø30 | 64.201.400 |
| 14 | 3 | Uška alke za uže / Thimble | 64.201.500 |
| 15 | 1 | Prsten "V" vješaljke / "V" dropper sleeve | 64.201.600 |
| 16 | 1 | Uže "V" vješaljke / "V" dropper cable | 64.501.600 |
| 17 | 2 | Stezaljka s U-vijkom za užad Ø5-7 mm / U-bolt clamp for cable Ø5-7 mm | 64.201.700 |
| 18 | 2 | Obujmica "V" vješaljke / "V" dropper clip | 64.201.800 |

KONZOLA ZA VELIKA OPTEREĆENJA CANTILEVER ASSEMBLY FOR VERY HEAVY LOADS

64.002.004



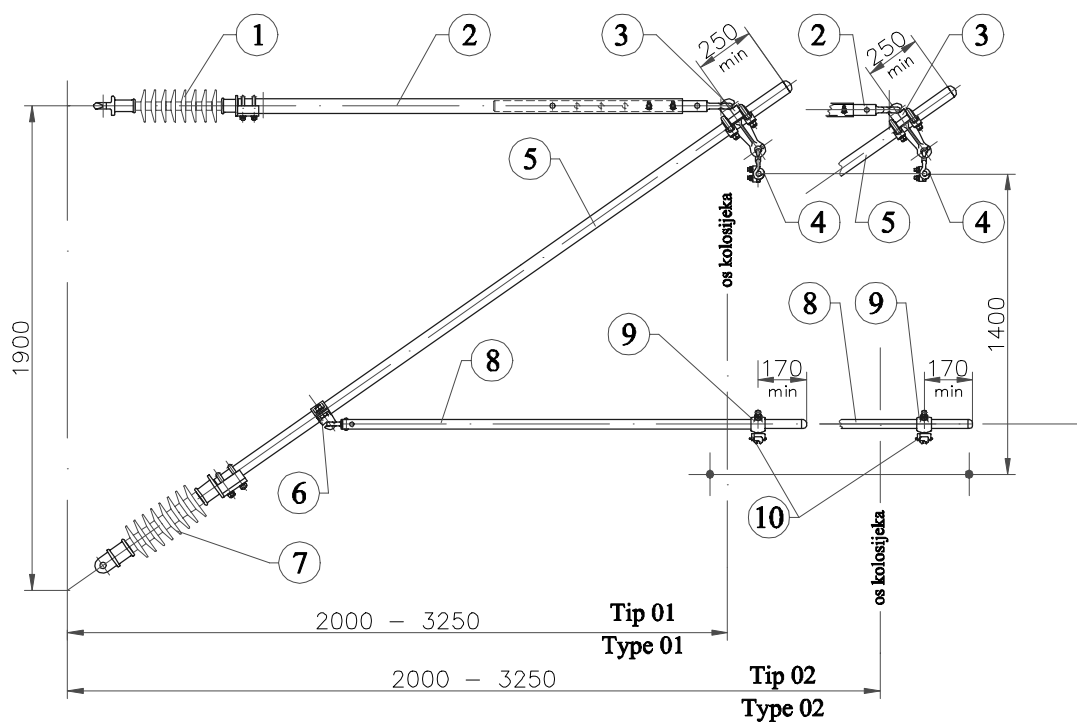
Tip 01 / Tip 02
Type 01 / Type 02

| Poz Item | Kom/Pcs Tip/Type | | Naziv sklopa Description | Kat.br. Cat.No. |
|-------------|---------------------|----|---|--------------------|
| | 01 | 02 | | |
| 1 | 1 | 1 | Izolator potpore / Top tie insulator | 64.202.500 |
| 2 | 1 | 1 | Podesiva potpora / Adjustable top strut | 64.202.600 |
| 3 | 1 | 1 | Stezaljka s kukom i prstenom Ø51 / Hook and eye clamp for tube Ø51 | 64.201.900 |
| 4 | 1 | 1 | Stezaljka s kukom za nosivo uže / Catenary suspension clamp | 64.200.500 |
| 5 | 1 | 1 | Kosnik konzole Ø51 / Strut tube Ø51 | 64.202.000 |
| 6 | 1 | 1 | Stezaljka za nosač poligonatora Ø51 / Register arm clamp for tube Ø51 | 64.202.100 |
| 7 | 1 | 1 | Izolator kosnika konzole / Strut insulator | 64.200.800 |
| 8 | 1 | 1 | Nosač poligonatora Ø41 / Register arm tube Ø41 | 64.202.200 |
| 9 | 1 | 1 | Držač poligonatora Ø41 / Drop bracket for tube Ø41 | 64.202.300 |
| 10 | 1 | 1 | Poligonator / Steady arm rod | 64.201.100 |
| 11 | 1 | 1 | Stezaljka kontaktnog vodiča za poligonator / Contact wire clip | 64.201.200 |
| 12 | 1 | 1 | Alka protiv vjetrova / Antiwind stirrup | 64.201.300 |
| 13 | 1 | 1 | Stezaljka "V" vješaljke Ø41 / "V" dropper eye clamps for tube Ø41 | 64.202.400 |
| 14 | 3 | 3 | Uška alke za uže / Thimble | 64.201.500 |
| 15 | 1 | 1 | Prsten "V" vješaljke / "V" dropper sleeve | 64.201.600 |
| 16 | 1 | 1 | Uže "V" vješaljke / "V" dropper cable | 64.501.600 |
| 17 | 2 | 2 | Stezaljka s U-vijkom za užad Ø5-7 mm / U-bolt clamp for cable Ø5-7 mm | 64.201.700 |
| 18 | 2 | 2 | Obujmica "V" vješaljke / "V" dropper clip | 64.201.800 |

KONZOLA NEAKTIVNOG VOZNOG VODA U NEIZOLIRANOM PREKLOPU ZA PRAVAC I VANJSKU STRANU ZAVOJA

CANTILEVER ASSEMBLY FOR OUT-OF-RUNNING CONTACT WIRE IN THE UNINSULATED OVERLAP FOR TANGENT AND OUTSIDE CURVED TRACK

64.002.005

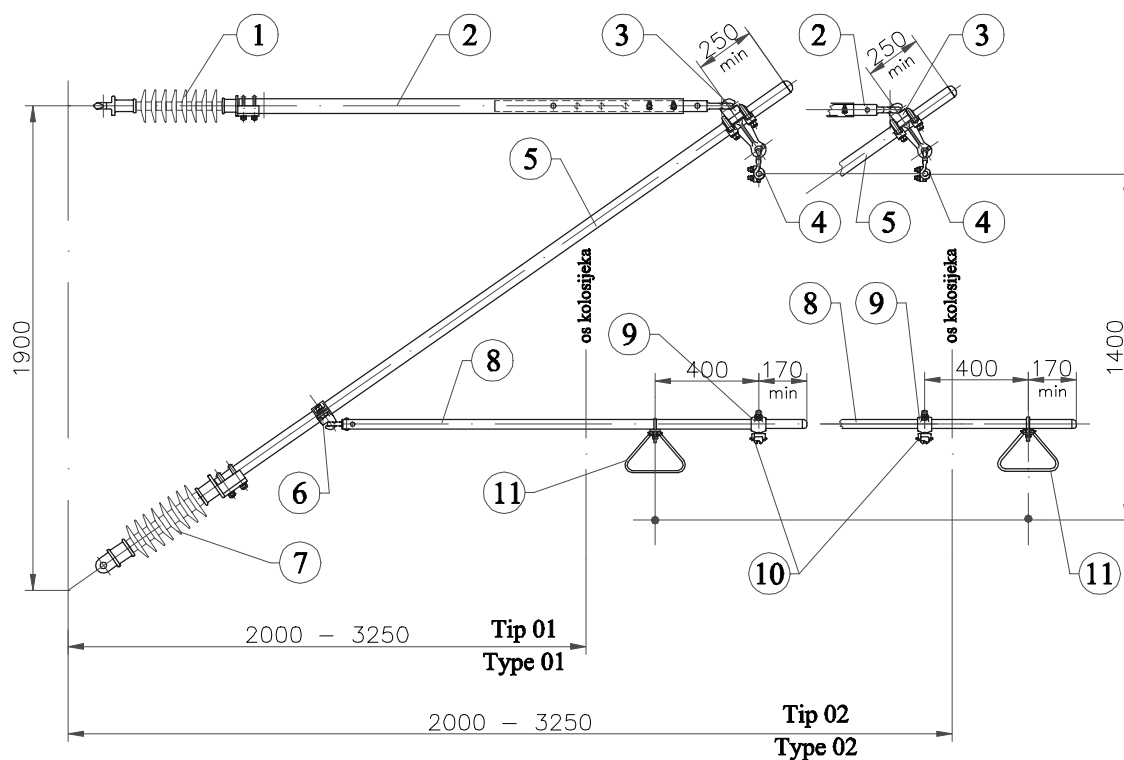


| Poz Item | Kom/Pcs | | Naziv sklopa Description | Kat.br. Cat.No. |
|-------------|---------|------|---|--------------------|
| | Tip | Type | | |
| 1 | 1 | 1 | Izolator potpore / Top tie insulator | 64.202.500 |
| 2 | 1 | 1 | Podesiva potpora / Adjustable top strut | 64.202.600 |
| 3 | 1 | 1 | Stezaljka s kukom i prstenom Ø51 / Hook and eye clamp for tube Ø51 | 64.201.900 |
| 4 | 1 | 1 | Stezaljka s kukom za nosivo uže / Catenary suspension clamp | 64.200.500 |
| 5 | 1 | 1 | Kosnik konzole Ø51 / Strut tube Ø51 | 64.202.000 |
| 6 | 1 | 1 | Stezaljka za nosač poligonatora Ø51 / Register arm clamp for tube Ø51 | 64.202.100 |
| 7 | 1 | 1 | Izolator kosnika konzole / Strut insulator | 64.200.800 |
| 8 | 1 | 1 | Nosač poligonatora Ø30 / Register arm tube Ø30 | 64.200.900 |
| 9 | 1 | 1 | Nosač stezaljke kont. vodiča za cijev Ø30 / Swivel fitting clamp for tube Ø30 | 64.202.700 |
| 10 | 1 | 1 | Stezaljka kontaktnog vodiča za poligonator / Contact wire clip | 64.201.200 |

KONZOLA NEAKTIVNOG VOZNOG VODA U IZOLIRANOM PREKLOPU ZA PRAVAC I VANJSKU STRANU ZAVOJA

CANTILEVER ASSEMBLY FOR OUT-OF-RUNNING CONTACT WIRE IN THE INSULATED OVERLAP FOR TANGENT AND OUTSIDE CURVED TRACK

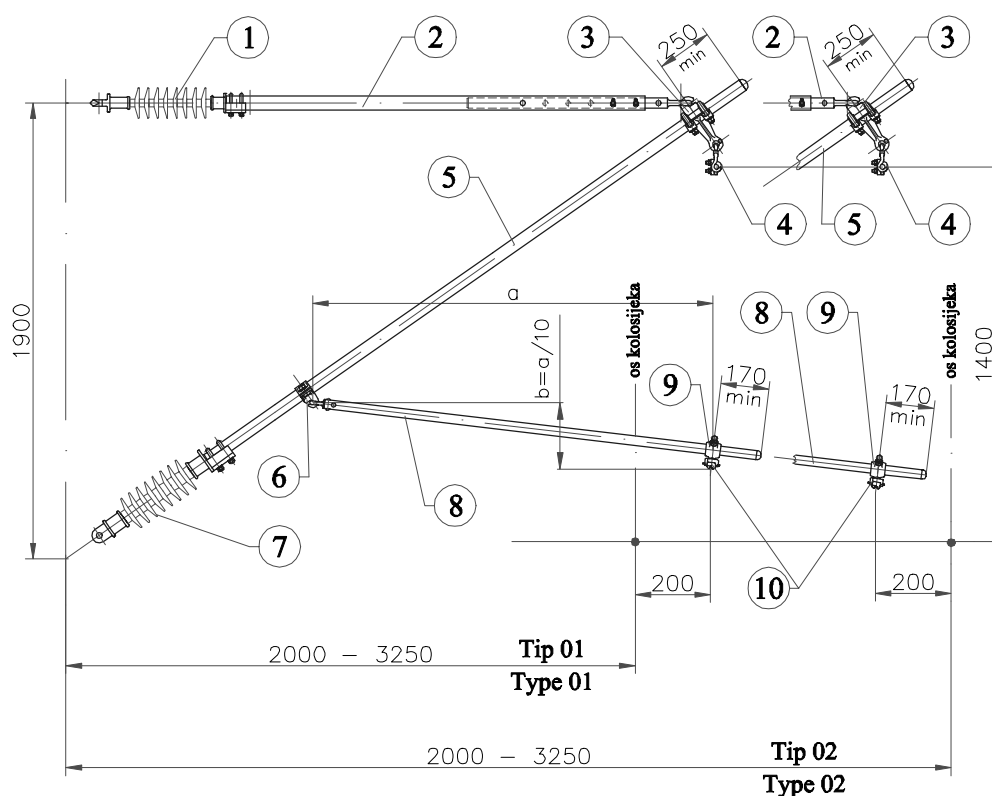
64.002.006



| Poz Item | Kom/Pcs Tip/Type | | Naziv sklopa Description | Kat.br. Cat.No. |
|-------------|---------------------|----|---|--------------------|
| | 01 | 02 | | |
| 1 | 1 | 1 | Izolator potpore / Top tie insulator | 64.202.500 |
| 2 | 1 | 1 | Podesiva potpora / Adjustable top strut | 64.202.600 |
| 3 | 1 | 1 | Stežaljka s kukom i prstenom Ø51 / Hook and eye clamp for tube Ø51 | 64.201.900 |
| 4 | 1 | 1 | Stežaljka s kukom za nosivo užje / Catenary suspension clamp | 64.200.500 |
| 5 | 1 | 1 | Kosnik konzole Ø51 / Strut tube Ø51 | 64.202.000 |
| 6 | 1 | 1 | Stežaljka za nosač poligonatora Ø51 / Register arm clamp for tube Ø51 | 64.202.100 |
| 7 | 1 | 1 | Izolator kosnika konzole / Strut insulator | 64.200.800 |
| 8 | 1 | 1 | Nosač poligonatora Ø30 / Register arm tube Ø30 | 64.200.900 |
| 9 | 1 | 1 | Nosač stezaljke kont. vodiča za cijev Ø30 / Swivel fitting clamp for tube Ø30 | 64.202.700 |
| 10 | 1 | 1 | Stežaljka kontaktnog vodiča za poligonator / Contact wire clip | 64.201.200 |
| 11 | 1 | 1 | Graničnik kontaktnog vodiča / Limit of contact wire | 64.202.800 |

**KONZOLA NEAKTIVNOG VOZNOG VODA U NEIZOLIRANOM
PREKLOPU ZA UNUTRAŠNJU STRANU ZAVOJA**
**CANTILEVER ASSEMBLY FOR OUT-OF-RUNNING CONTACT WIRE
IN THE UNINSULATED OVERLAP FOR INSIDE CURVED TRACK**

64.002.007

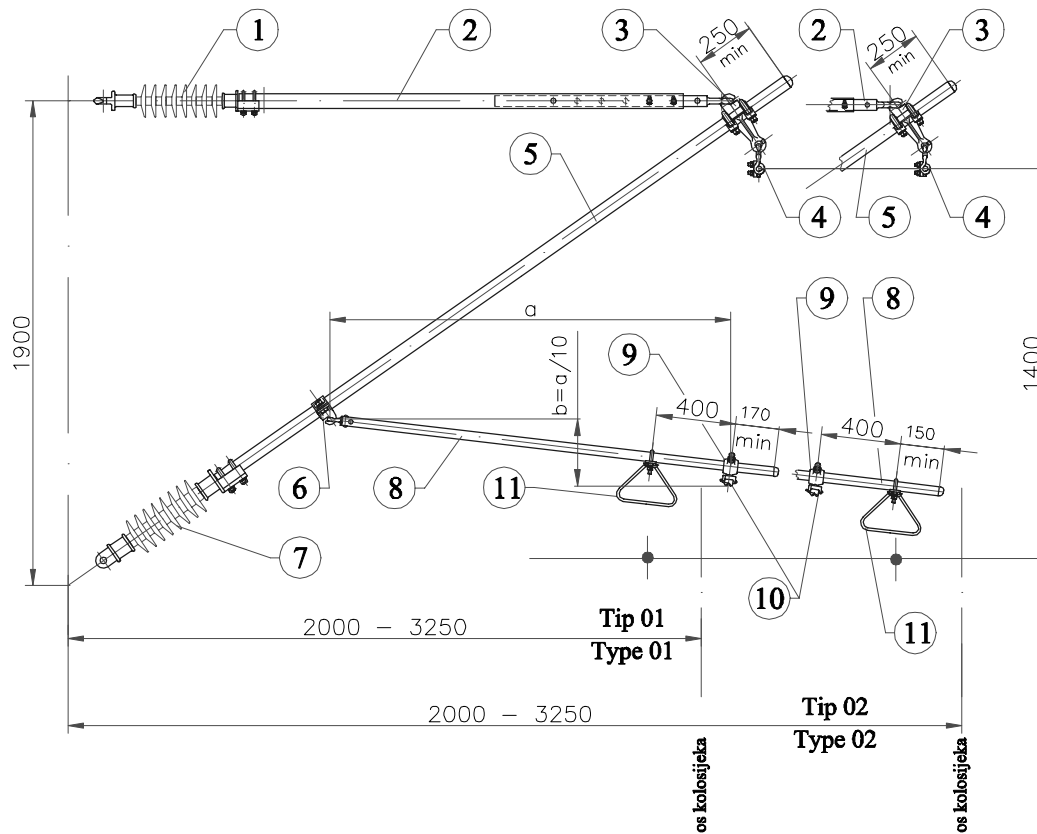


| Poz Item | Kom/Pcs | | Naziv sklopa Description | Kat.br. Cat.No. |
|-------------|----------|-------|---|--------------------|
| | Tip/Type | 01 02 | | |
| 1 | 1 | 1 | Izolator potpore / Top tie insulator | 64.202.500 |
| 2 | 1 | 1 | Podesiva potpora / Adjustable top strut | 64.202.600 |
| 3 | 1 | 1 | Stežaljka s kukom i prstenom Ø51 / Hook and eye clamp for tube Ø51 | 64.201.900 |
| 4 | 1 | 1 | Stežaljka s kukom za nosivo uže / Catenary suspension clamp | 64.200.500 |
| 5 | 1 | 1 | Kosnik konzole Ø51 / Strut tube Ø51 | 64.202.000 |
| 6 | 1 | 1 | Stežaljka za nosač poligonatora Ø51 / Register arm clamp for tube Ø51 | 64.202.100 |
| 7 | 1 | 1 | Izolator kosnika konzole / Strut insulator | 64.200.800 |
| 8 | 1 | 1 | Nosač poligonatora Ø30 / Register arm tube Ø30 | 64.200.900 |
| 9 | 1 | 1 | Nosač stezaljke kont. vodiča za cijev Ø30 / Swivel fitting clamp for tube Ø30 | 64.202.700 |
| 10 | 1 | 1 | Stežaljka kontaktnog vodiča za poligonator / Contact wire clip | 64.201.200 |

KONZOLA NEAKTIVNOG VOZNOG VODA U IZOLIRANOM PREKLOPU ZA UNUTARNJU STRANU ZAVOJA

CANTILEVER ASSEMBLY FOR OUT-OF-RUNNING CONTACT WIRE IN THE INSULATED OVERLAP FOR INSIDE CURVED TRACK

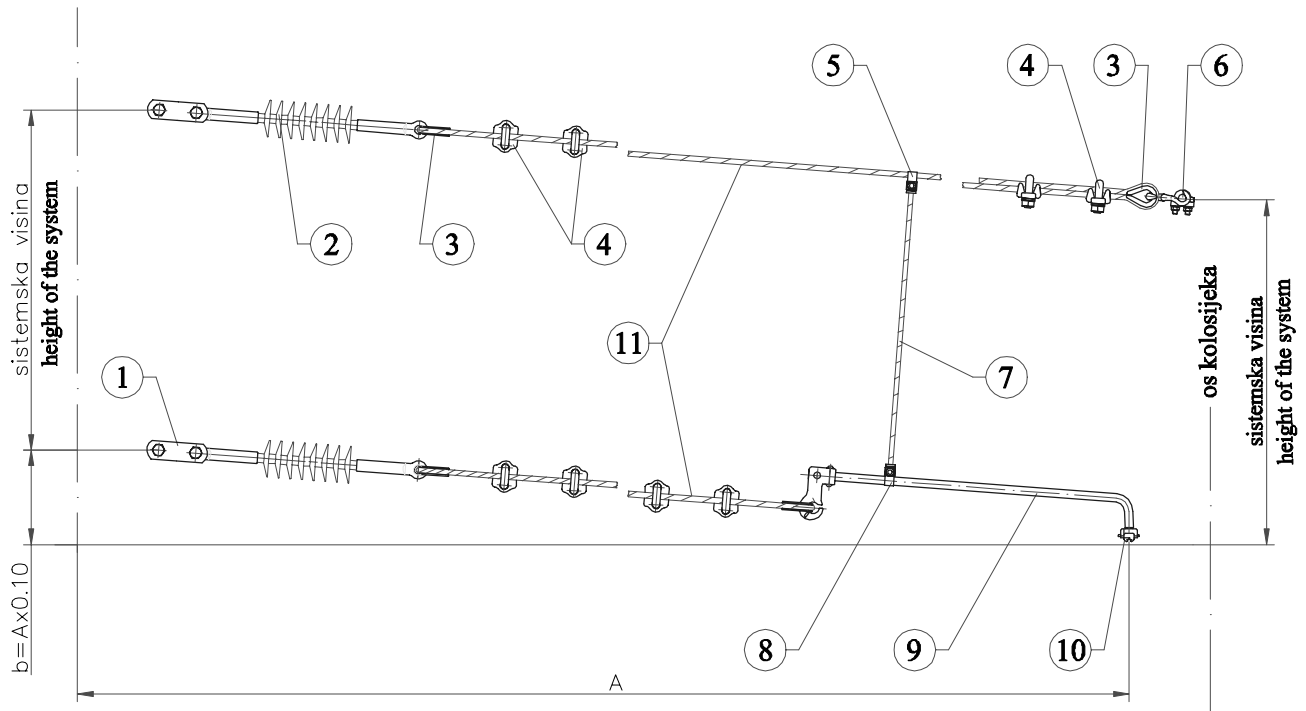
64.002.008



| Poz Item | Kom/Pcs Tip/Type | | Naziv sklopa Description | Kat.br. Cat.No. |
|-------------|---------------------|----|---|--------------------|
| | 01 | 02 | | |
| 1 | 1 | 1 | Izolator potpore / Top tie insulator | 64.202.500 |
| 2 | 1 | 1 | Podesiva potpora / Adjustable top strut | 64.202.600 |
| 3 | 1 | 1 | Stezaljka s kukom i prstenom Ø51 / Hook and eye clamp for tube Ø51 | 64.201.900 |
| 4 | 1 | 1 | Stezaljka s kukom za nosivo uže / Catenary suspension clamp | 64.200.500 |
| 5 | 1 | 1 | Kosnik konzole Ø51 / Strut tube Ø51 | 64.202.000 |
| 6 | 1 | 1 | Stezaljka za nosač poligonatora Ø51 / Register arm clamp for tube Ø51 | 64.202.100 |
| 7 | 1 | 1 | Izolator kosnika konzole / Strut insulator | 64.200.800 |
| 8 | 1 | 1 | Nosač poligonatora Ø30 / Register arm tube Ø30 | 64.200.900 |
| 9 | 1 | 1 | Nosač stezaljke kont. vodiča za cijev Ø30 / Swivel fitting clamp for tube Ø30 | 64.202.700 |
| 10 | 1 | 1 | Stezaljka kontaktnog vodiča za poligonator / Contact wire clip | 64.201.200 |
| 11 | 1 | 1 | Graničnik kontaktnog vodiča / Limit of contact wire | 64.202.800 |

POMOĆNO IZVLAČENJE VOZNOG VODA U ZAVOJU
AUXILIARY DRAWING OF THE CONTACT WIRE IN THE CURVED TRACK

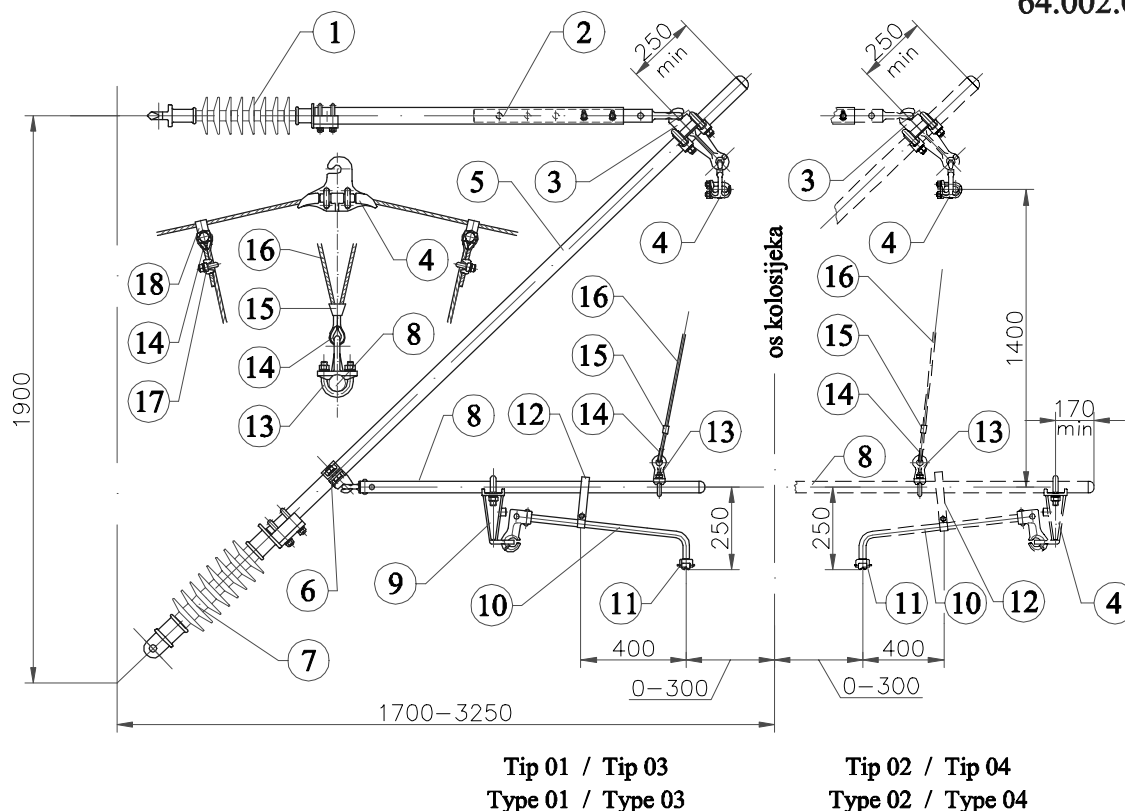
64.002.009



| Poz Item | Kom Pcs | Naziv sklopa Description | Kat.br. Cat.No. |
|----------|---------|--|-----------------|
| 1 | 2 | Produžnik / Extension link | 64.300.500 |
| 2 | 2 | Izolator za umetanje u vodiče voznog voda / Contact line insulator | 64.400.200 |
| 3 | 4 | Uška alke za užu Ø10-10,5 / Thimble Ø10-10,5 | 64.300.200 |
| 4 | 8 | Stezaljka s U-vijkom Ø10-12 / U-bolt clamp Ø10-12 | 64.300.100 |
| 5 | 1 | Stezaljka nosivog užeta za vješaljku / Dropper clamp on catenary cable | 64.500.300 |
| 6 | 1 | Stezaljka s kukom za nosivo užu / Catenary suspension clamp | 64.200.500 |
| 7 | 1 | Vješaljka / Hanger strap | 64.400.400 |
| 8 | 1 | Stezaljka poligonatora za vješaljku / Hanger clamp | 64.206.600 |
| 9 | 1 | Poligonator / Steady arm rod | 64.201.100 |
| 10 | 1 | Stezaljka kontaktnog vodiča za poligonator / Contact wire clip | 64.201.200 |
| 11 | 2 | Nosivo užu | 64.500.100 |

KONZOLA ČVRSTE TOČKE CANTILEVER ASSEMBLY OF THE FIXED POINT

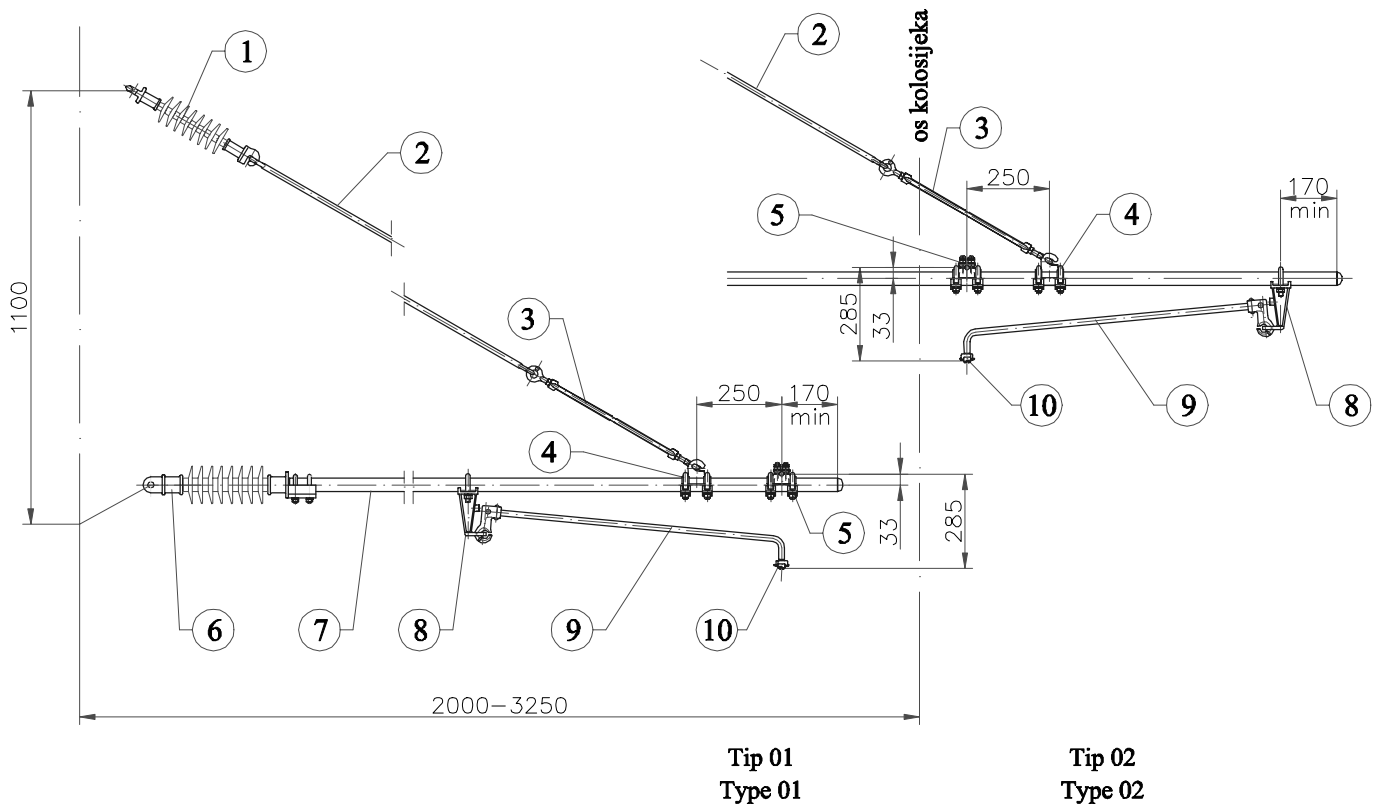
64.002.010



| Poz Item | Kom/Pcs | | Naziv sklopa Description | Kat.br. Cat.No. |
|-------------|----------|-------------|---|--------------------|
| | Tip/Type | 01/02 03/04 | | |
| 1 | 1 | 1 | Izolator potpore / Top tie insulator | 64.202.500 |
| 2 | 1 | 1 | Podesiva potpora / Adjustable top strut | 64.202.600 |
| 3 | 1 | 1 | Stezaljka s kukom i prstenom Ø51 / Hook and eye clamp for tube Ø51 | 64.201.900 |
| 4 | 1 | 1 | Stezaljka s kukom za dva nosiva užeta / Catenary suspension clamp | 64.200.500 |
| 5 | 1 | 1 | Kosnik konzole Ø51 / Strut tube Ø51 | 64.202.000 |
| 6 | 1 | 1 | Stezaljka za nosač poligonatora Ø51 / Register arm clamp for tube Ø51 | 64.202.100 |
| 7 | 1 | 1 | Izolator kosnika konzole / Strut insulator | 64.200.800 |
| 8 | 1 | 1 | Nosač poligonatora Ø41 / Register arm tube Ø41 | 64.202.200 |
| 9 | 1 | 1 | Držač poligonatora Ø41 / Drop bracket for tube Ø41 | 64.202.300 |
| 10 | 1 | 1 | Poligonator / Steady arm rod | 64.201.100 |
| 11 | 1 | 1 | Stezaljka kontaktnog vodiča za poligonator / Contact wire clip | 64.201.200 |
| 12 | 1 | 0 | Alka protiv vjetra / Antiwind stirrup | 64.201.300 |
| 13 | 1 | 1 | Stezaljka "V" vješaljke Ø41 / "V" dropper eye clamps for tube Ø41 | 64.202.400 |
| 14 | 3 | 3 | Uška alke za užu / Thimble | 64.201.500 |
| 15 | 1 | 1 | Prsten "V" vješaljke / "V" dropper sleeve | 64.201.600 |
| 16 | 1 | 1 | Uže "V" vješaljke / "V" dropper cable | 64.501.600 |
| 17 | 2 | 2 | Stezaljka s U-vijkom za užad Ø5-7 mm / U-bolt clamp for cable Ø5-7 mm | 64.201.700 |
| 18 | 2 | 2 | Obujmica "V" vješaljke / "V" dropper clip | 64.201.800 |

**KONZOLA NAJMANJE SISTEMSKE VISINE ZA LAKA OPTEREĆENJA
CANTILEVER ASSEMBLY FOR VERY REDUCED LOADS, LIGHT TYPE**

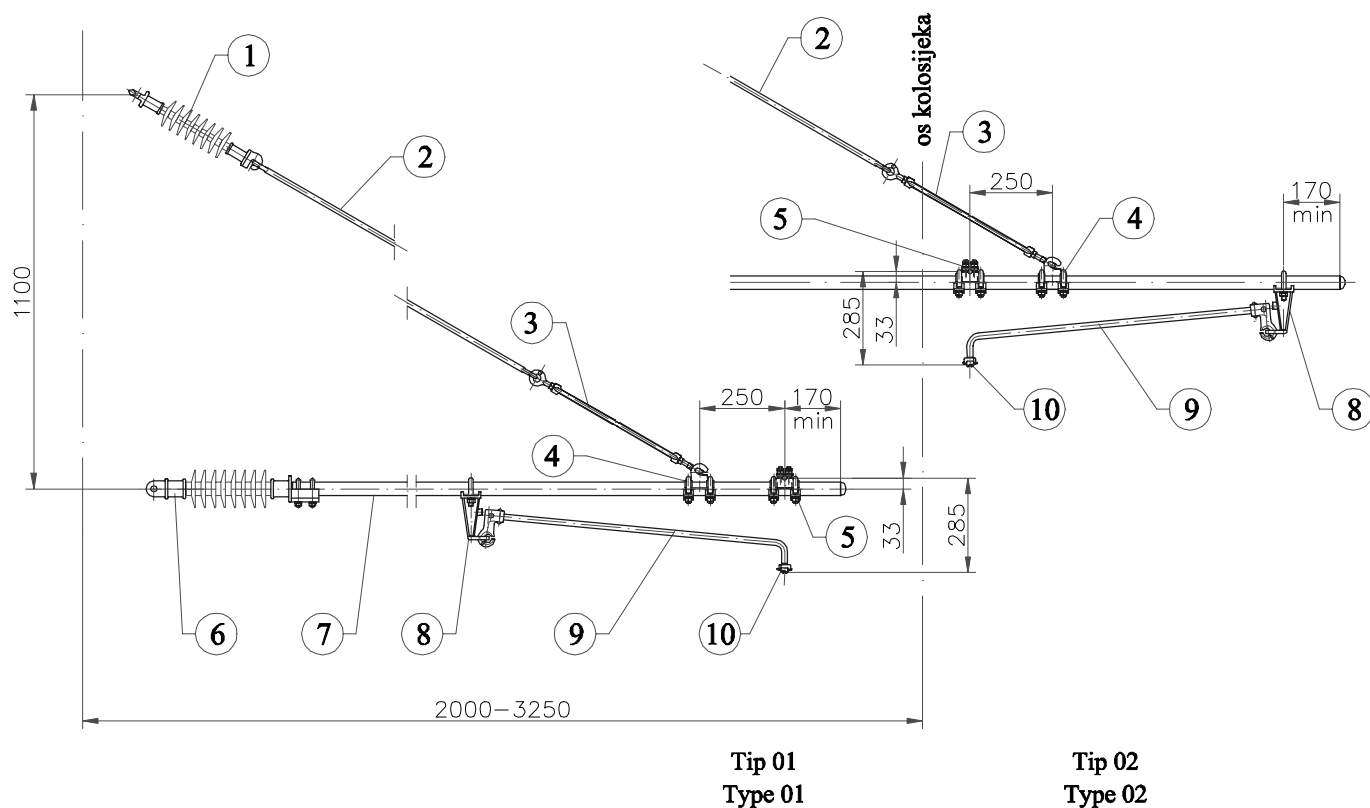
64.002.011



| Poz Item | Kom Pcs | Naziv sklopa Description | Kat.br. Cat.No. |
|-------------|------------|---|--------------------|
| 1 | 1 | Izolator zatege / Top tie insulator | 64.200.100 |
| 2 | 1 | Zatega / Top tie rods | 64.200.200 |
| 3 | 1 | Podesivi vijak / Top tie turnbuckle | 64.200.350 |
| 4 | 1 | Stezaljka s kukom Ø41 / Hook clamp for tube Ø41 | 64.204.800 |
| 5 | 1 | Stezaljka nosivog užeta na kosniku / Catenary wire suspension clamp | 64.204.900 |
| 6 | 1 | Izolator kosnika konzole / Strut insulator | 64.200.800 |
| 7 | 1 | Kosnik konzole Ø41 / Strut tube Ø41 | 64.200.600 |
| 8 | 1 | Držaljka poligonatora Ø41 / Drop bracket for tube Ø41 | 64.202.300 |
| 9 | 1 | Poligonator / Steady arm rod | 64.201.100 |
| 10 | 1 | Stezaljka kontaktnog vodiča za poligonator / Contact wire clip | 64.201.200 |

KONZOLA NAJMANJE SISTEMSKE VISINE ZA TEŠKA OPTEREĆENJA CANTILEVER ASSEMBLY FOR VERY REDUCED LOADS, HEAVY TYPE

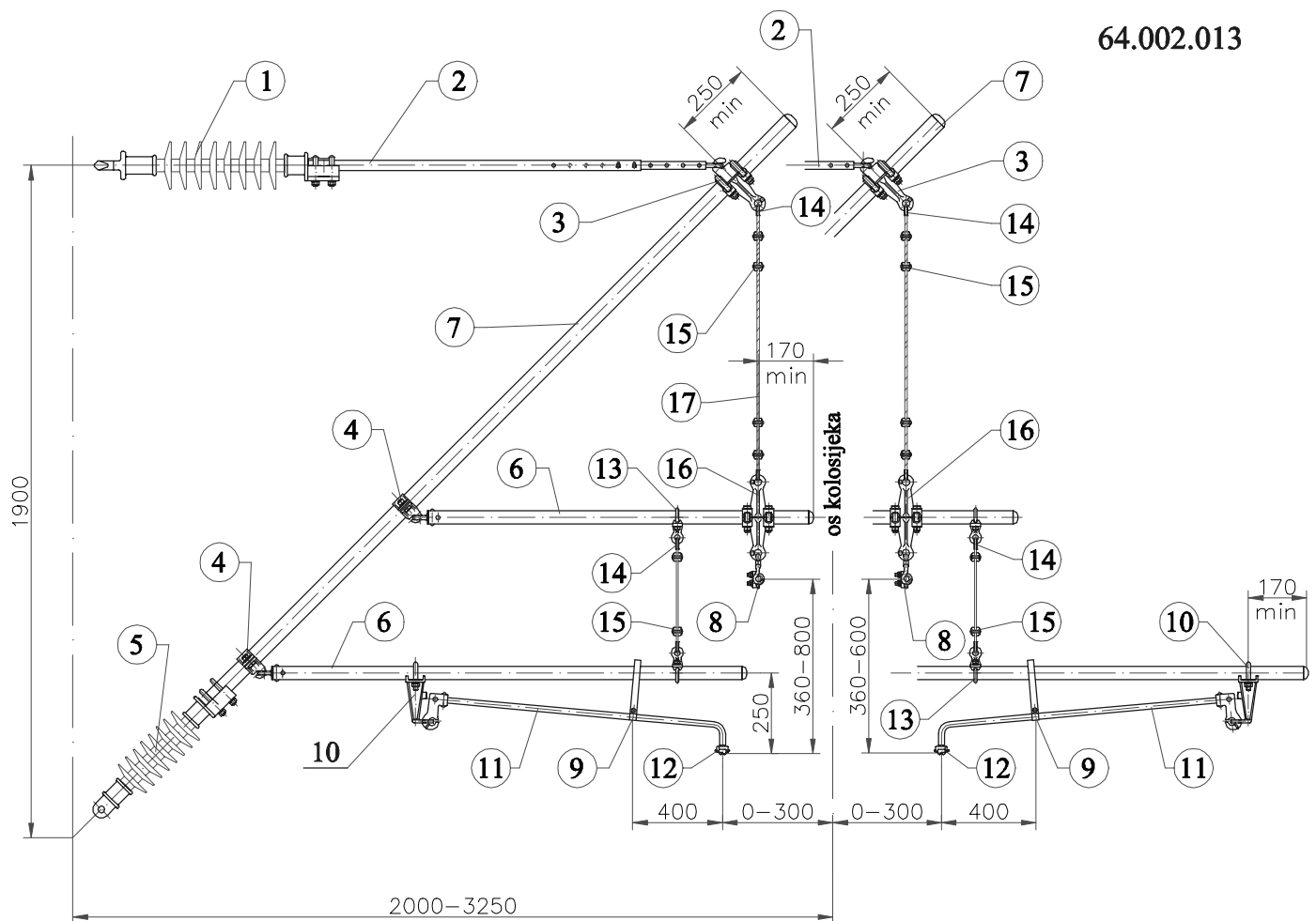
64.002.012



| Poz Item | Kom Pcs | Naziv sklopa Description | Kat.br. Cat.No. |
|-------------|------------|---|--------------------|
| 1 | 1 | Izolator zatege / Top tie insulator | 64.200.100 |
| 2 | 1 | Zatega / Top tie rods | 64.200.200 |
| 3 | 1 | Podesivi vijak / Top tie turnbuckle | 64.200.350 |
| 4 | 1 | Stezaljka s kukom Ø51 / Hook clamp for tube Ø51 | 64.205.000 |
| 5 | 1 | Stezaljka nosivog užeta na kosniku / Catenary wire suspension clamp | 64.205.100 |
| 6 | 1 | Izolator kosnika konzole / Strut insulator | 64.200.800 |
| 7 | 1 | Kosnik konzole Ø51 / Strut tube Ø51 | 64.202.000 |
| 8 | 1 | Držać poligonatora Ø51 / Drop bracket for tube Ø51 | 64.205.200 |
| 9 | 1 | Poligonator / Steady arm rod | 64.201.100 |
| 10 | 1 | Stezaljka kontaktnog vodiča za poligonator / Contact wire clip | 64.201.200 |

KONZOLA SMANJENE SISTEMSKE VISINE CANTILEVER ASSEMBLY FOR REDUCED LOADS

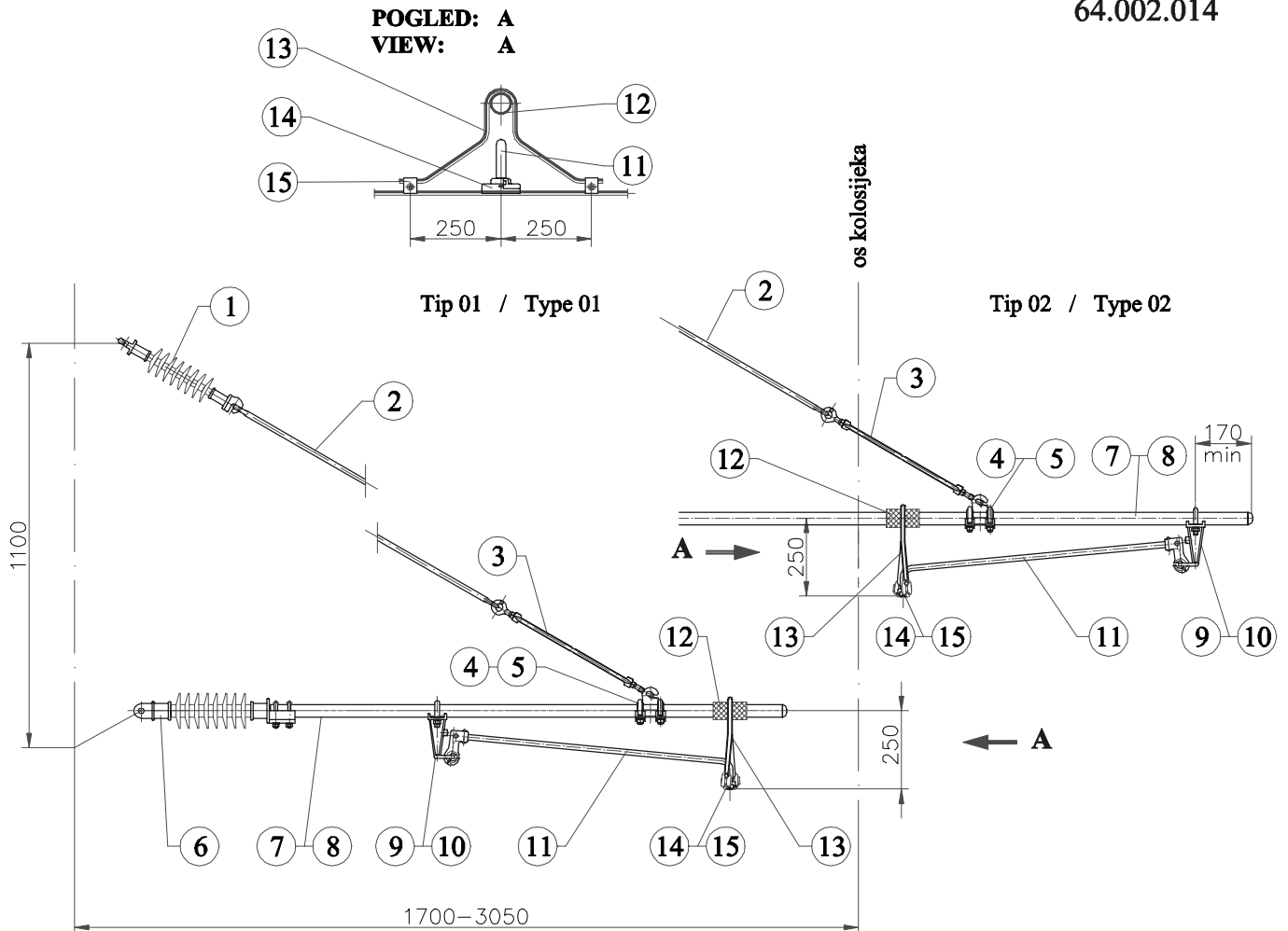
64.002.013



| Poz Item | Kom Pcs | Naziv sklopa Description | Kat.br. Cat.No. |
|-------------|------------|---|--------------------|
| 1 | 1 | Izolator zatege / Top tie insulator | 64.202.500 |
| 2 | 1 | Podesiva potpora / Adjustable top strut | 64.202.600 |
| 3 | 1 | Stezaljka s kukom i prstenom Ø51 / Hook and eye clamp for tube Ø51 | 64.201.900 |
| 4 | 2 | Stezaljka za nosač poligonatora Ø51 / Register arm clamp for tube Ø51 | 64.202.100 |
| 5 | 1 | Izolator kosnika konzole / Strut insulator | 64.200.800 |
| 6 | 2 | Nosač poligonatora Ø41 / Register arm assembly Ø41 | 64.202.200 |
| 7 | 1 | Kosnik konzole Ø51 / Strut tube Ø51 | 64.202.000 |
| 8 | 1 | Stezaljka s kukom za nosivo uže / Catenary suspension clamp | 64.200.500 |
| 9 | 1 | Alka protiv vjetra / Anti wind stirrup | 64.202.200 |
| 10 | 1 | Držač poligonatora Ø41 / Drop bracket for tube Ø41 | 64.201.300 |
| 11 | 1 | Poligonator / Steady arm rod | 64.201.100 |
| 12 | 1 | Stezaljka kontaktnog vodiča za poligonator / Contact wire clip | 64.201.200 |
| 13 | 2 | Stezaljka "V" vješaljke Ø41 / "V" dropper eye clamp for tube Ø41 | 64.202.400 |
| 14 | 4 | Uška alke za uže / Thimble | 64.201.500 |
| 15 | 6 | Stezaljka s U-vijkom za užad Ø5-7 / U-bolt clamp for cable Ø5-7 | 64.201.700 |
| 16 | 1 | Stezaljka s dvostrukim prstenom Ø41 / Clamp with double eye Ø41 | 64.205.300 |
| 17 | 1 | Uže "V" vješaljke / "V" dropper cable | 64.501.600 |
| 18 | 1 | Uže pomoćne vješaljke / Helper hanger rope | 64.206.400 |

KONZOLA DVOSTRUKOG KONTAKTNOG VODIČA BEZ NOSIVOG UŽETA CANTILEVER ASSEMBLY FOR SINGLE OR TWIN CONTACT WIRE

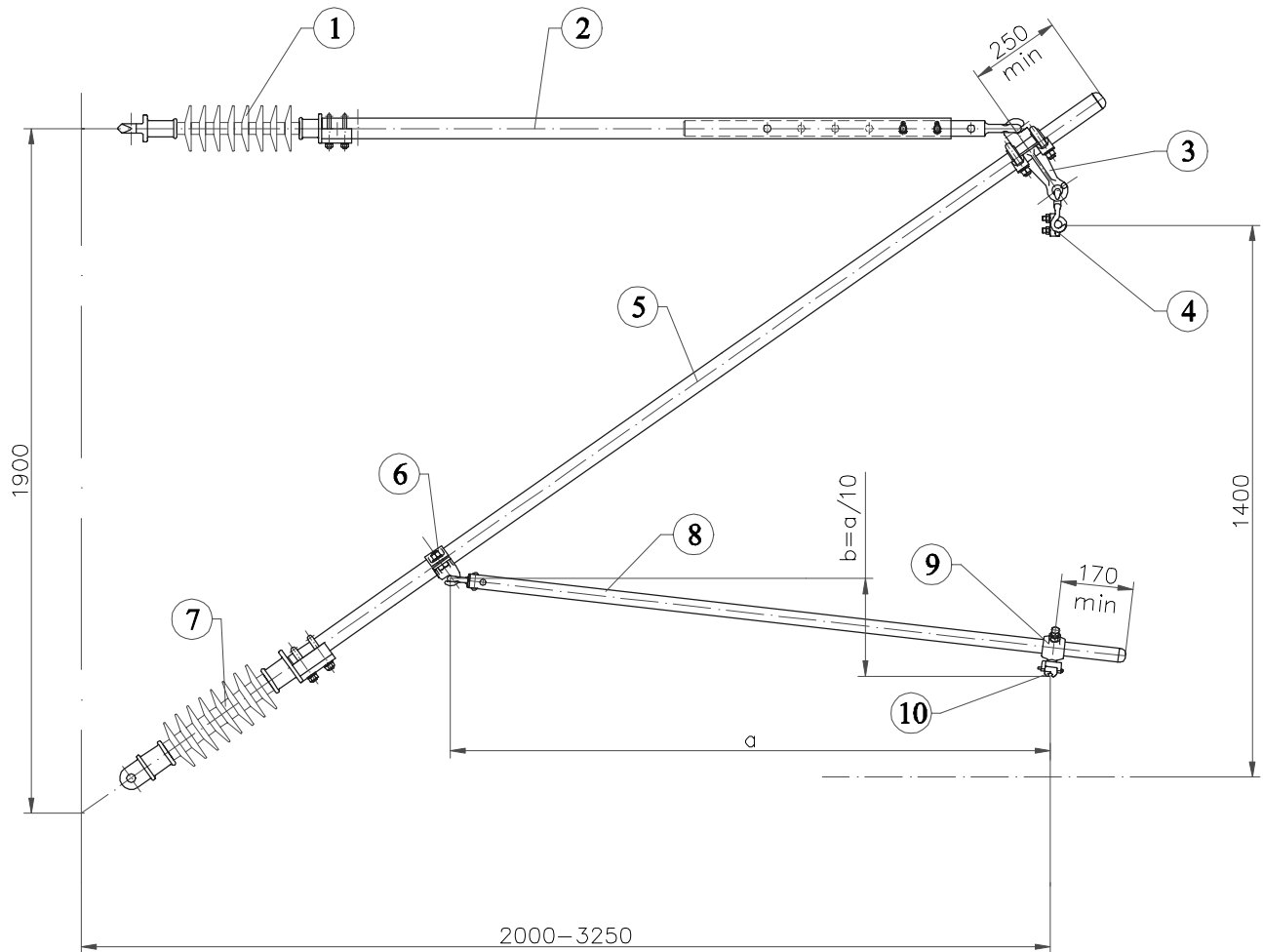
64.002.014



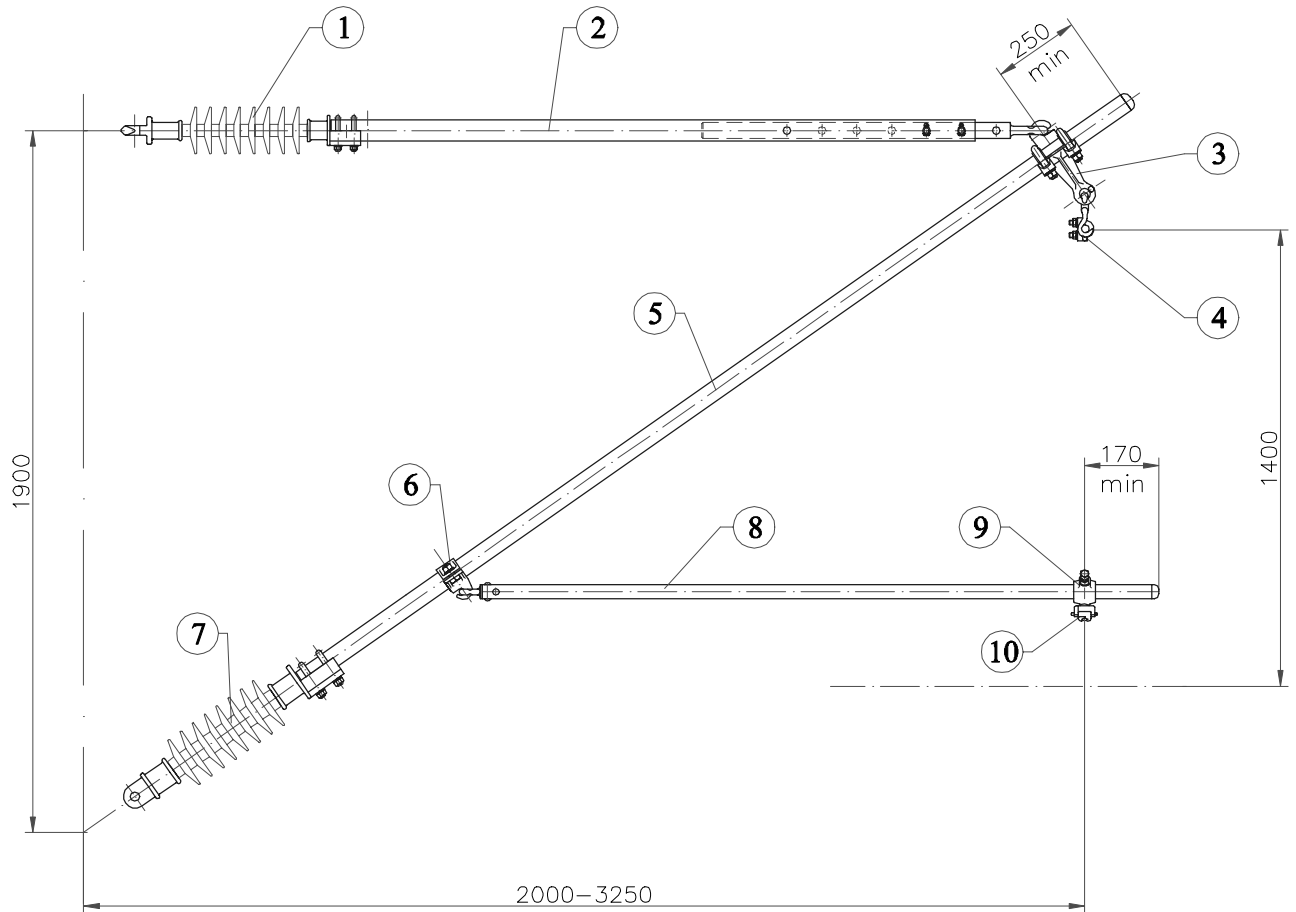
| Poz Item | Kom/Pcs Tip/Type | | | Naziv sklopa Description | Kat.br. Cat.No. |
|-------------|---------------------|----|----|--|--------------------|
| | 01 | 02 | 03 | | |
| 1 | 1 | 1 | 1 | Izolator zatege / Top tie insulator | 64.200.100 |
| 2 | 1 | 1 | 1 | Zatega / Top tie rods | 64.200.200 |
| 3 | 1 | 1 | 1 | Podesivi vijak / Top tie turnbuckle | 64.200.350 |
| 4 | 1 | 1 | 0 | Stežaljka s kukom za cijev Ø51 / Hook clamp for tube Ø51 | 64.205.000 |
| 5 | 0 | 0 | 1 | Stežaljka s kukom za cijev Ø41 / Hook clamp for tube Ø41 | 64.204.800 |
| 6 | 1 | 1 | 1 | Izolator kosnika konzole / Strut insulator | 64.200.800 |
| 7 | 1 | 1 | 0 | Kosnik konzole Ø51 / Strut tube Ø51 | 64.202.000 |
| 8 | 0 | 0 | 1 | Kosnik konzole Ø41 / Strut tube Ø41 | 64.200.600 |
| 9 | 1 | 1 | 0 | Držać poligonatora Ø51 / Drop bracket for tube Ø51 | 64.205.200 |
| 10 | 0 | 0 | 1 | Držać poligonatora Ø41 / Drop bracket for tube Ø41 | 64.202.300 |
| 11 | 1 | 1 | 1 | Poligonator / Steady arm rod | 64.201.100 |
| 12 | 1 | 1 | 1 | Zaštitni prsten Ø51 (41) / Protection ring | 64.205.400 |
| 13 | 1 | 0 | 0 | Vješaljka za konzolu dvostr. kont. vodiča / Twin contact wire clip | 64.205.500 |
| 14 | 1 | 0 | 0 | Stežaljka dvostrukog kontaktnog vodiča za poligonator / Specijal dropper | 64.205.600 |
| 15 | 2 | 2 | 2 | Stežaljka KV - KV / Contact wire clip | 64.500.700 |

KONZOLA NEAKTIVNOG VOZNOG VODA KOD SKRETNICE, ZA RADIJALNU SILU KA STUPU
CANTILEVER ASSEMBLY OUT-OF-RUNNING CONTACT WIRE, PUCH-OFF TYPE

64.002.015



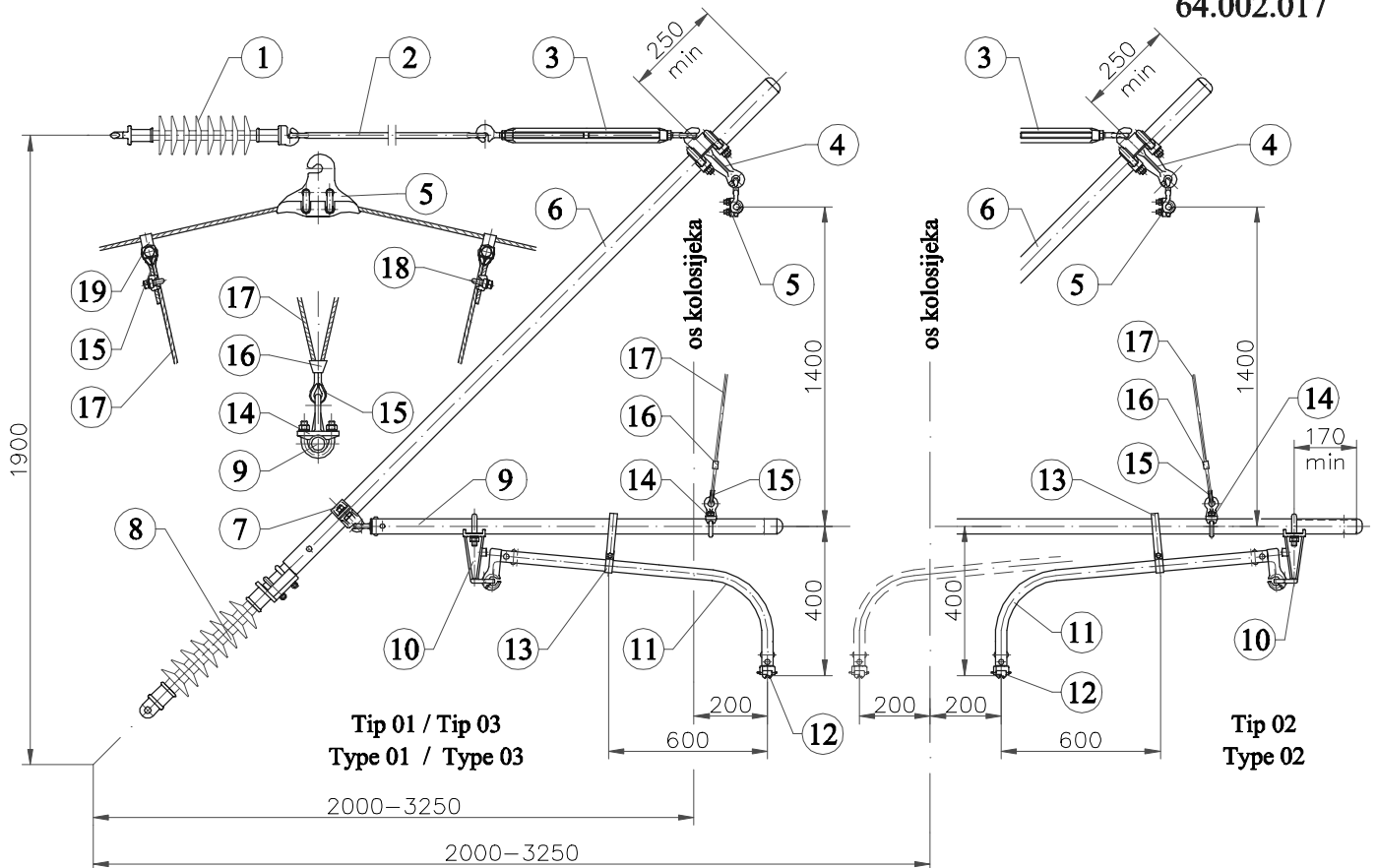
| Poz Item | Kom Pcs | Naziv sklopa Description | Kat.br. Cat.No. |
|-------------|------------|---|--------------------|
| 1 | 1 | Izolator zatege / Top tie insulator | 64.202.500 |
| 2 | 1 | Podesiva potpora / Adjustable top strut | 64.202.600 |
| 3 | 1 | Stezaljka s kukom i prstenom Ø51 / Hook and eye clamp for tube Ø51 | 64.201.900 |
| 4 | 1 | Stezaljka s kukom za nosivo uže / Catenary suspension clamp | 64.200.500 |
| 5 | 1 | Kosnik konzole Ø51 / Strut tube Ø51 | 64.202.000 |
| 6 | 1 | Stezaljka za nosač poligonatora Ø51 / Register arm clamp for tube Ø51 | 64.202.100 |
| 7 | 1 | Izolator kosnika konzole / Strut insulator | 64.200.800 |
| 8 | 1 | Nosač poligonatora Ø30 / Register arm tube Ø30 | 64.200.900 |
| 9 | 1 | Nosač stezaljke kontaktnog vodiča Ø30 / Swivel fitting clamp for tube Ø30 | 64.202.700 |
| 10 | 1 | Stezaljka kontaktnog vodiča za poligonator / Contact wire clip | 64.201.200 |

KONZOLA NEAKTIVNOG VOZNOG VODA KOD SKRETNICE, ZA RADIJALNU SILU OD STUPA
CANTILEVER ASSEMBLY OUT-OF-RUNNING CONTACT WIRE, PULL-OFF TYPE
64.002.016


| Poz Item | Kom Pcs | Naziv sklopa Description | Kat.br. Cat.No. |
|-------------|------------|---|--------------------|
| 1 | 1 | Izolator zatege / Top tie insulator | 64.202.500 |
| 2 | 1 | Podesiva potpora / Adjustable top strut | 64.202.600 |
| 3 | 1 | Stezaljka s kukom i prstenom Ø51 / Hook and eye clamp for tube Ø51 | 64.201.900 |
| 4 | 1 | Stezaljka s kukom za nosivo uže / Catenary suspension clamp | 64.200.500 |
| 5 | 1 | Kosnik konzole Ø51 / Strut tube Ø51 | 64.202.000 |
| 6 | 1 | Stezaljka za nosač poligonatora Ø51 / Register arm clamp for tube Ø51 | 64.202.100 |
| 7 | 1 | Izolator kosnika konzole / Strut insulator | 64.200.800 |
| 8 | 1 | Nosač poligonatora Ø30 / Register arm tube Ø30 | 64.200.900 |
| 9 | 1 | Nosač stezaljke kontaktnog vodiča Ø30 / Swivel fitting clamp for tube Ø30 | 64.202.700 |
| 10 | 1 | Stezaljka kontaktnog vodiča za poligonator / Contact wire clip | 64.201.200 |

KONZOLA ZA ČETVERORASPONSKI IZOLIRANI PREKLOP U PRAVCU, VANJSKI ZAVOJ I LAKA OPTEREĆENJA U UNUTARNJEM ZAVOJU
CANTILEVER ASSEMBLY WITH BENT STEADY ARM FOR INSULATED OVERLAP ON FOUR SPANS FOR OUTSIDE CURVE-TANGENT-INSIDE LIGHT CURVE

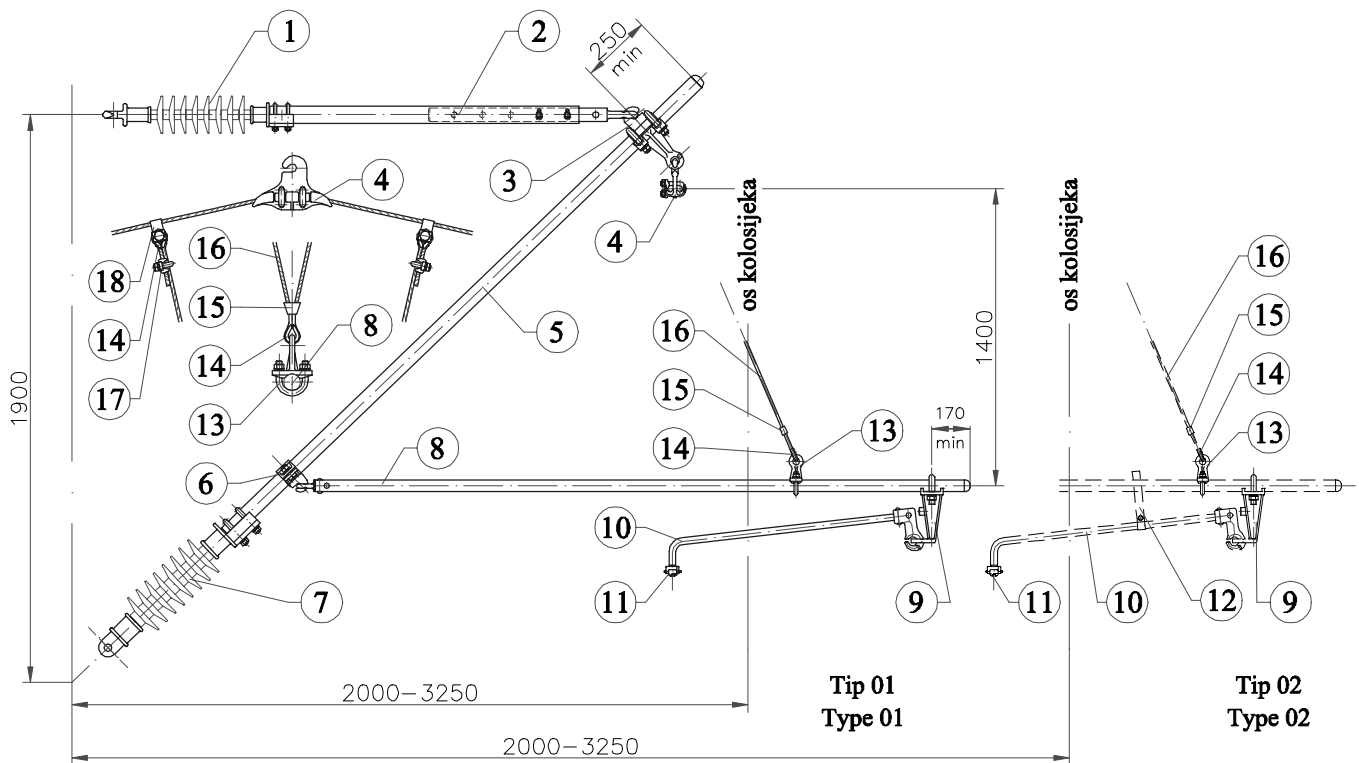
64.002.017



| Poz Item | Kom/Pcs Tip/Type | | | Naziv sklopa Description | Kat.br. Cat.No. |
|-------------|---------------------|----|----|---|--------------------|
| | 01 | 02 | 03 | | |
| 1 | 1 | 1 | 1 | Izolator zatege / Top tie insulator | 64.200.100 |
| 2 | 1 | 1 | 1 | Zatega / Top tie rods | 64.200.200 |
| 3 | 1 | 1 | 1 | Podesivi vijak / Top tie turnbuckle | 64.200.350 |
| 4 | 1 | 1 | 1 | Stezaljka s kukom i prstenom Ø51 / Hook and eye clamp for tube Ø51 | 64.201.900 |
| 5 | 1 | 1 | 1 | Stezaljka s kukom za nosivo uže / Catenary suspension clamp | 64.200.500 |
| 6 | 1 | 1 | 1 | Kosnik konzole Ø51 / Strut tube Ø51 | 64.202.000 |
| 7 | 1 | 1 | 1 | Stezaljka za nosač poligonatora Ø51 / Register arm clamp for tube Ø51 | 64.202.100 |
| 8 | 1 | 1 | 1 | Izolator kosnika konzole / Strut insulator | 64.200.800 |
| 9 | 1 | 1 | 1 | Nosač poligonatora Ø41 / Register arm tube Ø41 | 64.202.200 |
| 10 | 1 | 1 | 1 | Držač poligonatora Ø41 / Drop bracket for tube Ø41 | 64.202.300 |
| 11 | 1 | 1 | 1 | Zakrivljeni poligonator / Bending steady arm | 64.205.800 |
| 12 | 1 | 1 | 1 | Stezaljka kontaktnog vodiča za poligonator / Contact wire clip | 64.201.200 |
| 13 | 1 | 1 | 0 | Alka protiv vjetra / Antiwind stirrup | 64.205.900 |
| 14 | 1 | 1 | 1 | Stezaljka "V" vješaljke Ø41 / "V" dropper eye clamps for tube Ø41 | 64.202.400 |
| 15 | 3 | 3 | 3 | Uška alke za uže / Thimble | 64.201.500 |
| 16 | 1 | 1 | 1 | Prsten "V" vješaljke / "V" dropper sleeve | 64.201.600 |
| 17 | 1 | 1 | 1 | Uže "V" vješaljke / "V" dropper cable | 64.501.600 |
| 18 | 2 | 2 | 2 | Stezaljka s U-vijkom za užad Ø5-7 mm / U-bolt clamp for cable Ø5-7 mm | 64.201.700 |
| 19 | 2 | 2 | 2 | Obujmica "V" vješaljke / "V" dropper clip | 64.201.800 |

**KONZOLA ZA ČETVERORASPONSKI IZOLIRANI PREKLOP, ZA TEŠKA
OPTEREĆENJA U UNUTARNJEM ZAVOJU
CANTILEVER ASSEMBLY WITH BENT STEADY ARM FOR INSULATED OVERLAP
ON FOUR SPANS FOR INSIDE HEAVY CURVE**

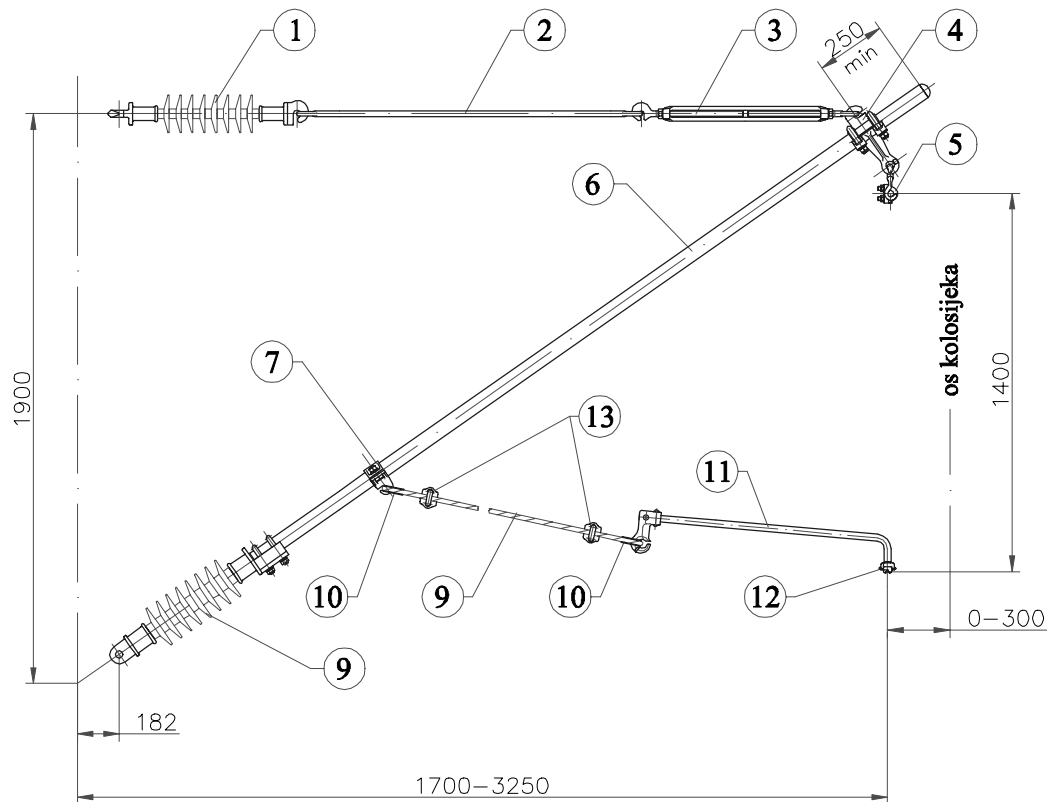
64.002.018



| Poz Item | Kom/Pcs Tip/Type | | Naziv sklopa Description | Kat.br. Cat.No. |
|-------------|---------------------|----|---|--------------------|
| | 01 | 02 | | |
| 1 | 1 | 1 | Izolator zatege / Top tie insulator | 64.202.500 |
| 2 | 1 | 1 | Podesiva potpora / Adjustable top strut | 64.202.600 |
| 3 | 1 | 1 | Stežaljka s kukom i prstenom Ø51 / Hook and eye clamp for tube Ø51 | 64.201.900 |
| 4 | 1 | 1 | Stežaljka s kukom za nosivo uže / Catenary suspension clamp | 64.200.500 |
| 5 | 1 | 1 | Kosnik konzole Ø51 / Strut tube Ø51 | 64.202.000 |
| 6 | 1 | 1 | Stežaljka za nosač poligonatora Ø51 / Register arm clamp for tube Ø51 | 64.202.100 |
| 7 | 1 | 1 | Izolator kosnika konzole / Strut insulator | 64.200.800 |
| 8 | 1 | 1 | Nosač poligonatora Ø41 / Register arm tube Ø41 | 64.202.200 |
| 9 | 1 | 1 | Držać poligonatora Ø41 / Drop bracket for tube Ø41 | 64.202.300 |
| 10 | 1 | 1 | Poligonator / Steady arm rods | 64.205.800 |
| 11 | 1 | 1 | Stežaljka kontaktnog vodiča za poligonator / Contact wire clip | 64.201.200 |
| 12 | 0 | 1 | Alka protiv vjetrova / Antiwind stirrup | 64.205.900 |
| 13 | 1 | 1 | Stežaljka "V" vješaljke Ø41 / "V" dropper eye clamps for tube Ø41 | 64.202.400 |
| 14 | 3 | 3 | Uška alke za uže / Thimble | 64.201.500 |
| 15 | 1 | 1 | Prsten "V" vješaljke / "V" dropper sleeve | 64.201.600 |
| 16 | 1 | 1 | Uže "V" vješaljke / "V" dropper cable | 64.501.600 |
| 17 | 2 | 2 | Stežaljka s U-vijkom za užad Ø5-7 mm / U-bolt clamp for cable Ø5-7 mm | 64.201.700 |
| 18 | 2 | 2 | Obujmica "V" vješaljke / "V" dropper clip | 64.201.800 |

KONZOLA BEZ NOSAČA POLIGONATORA CANTILEVER ASSEMBLY WITHOUT BRACKET SUPPORT

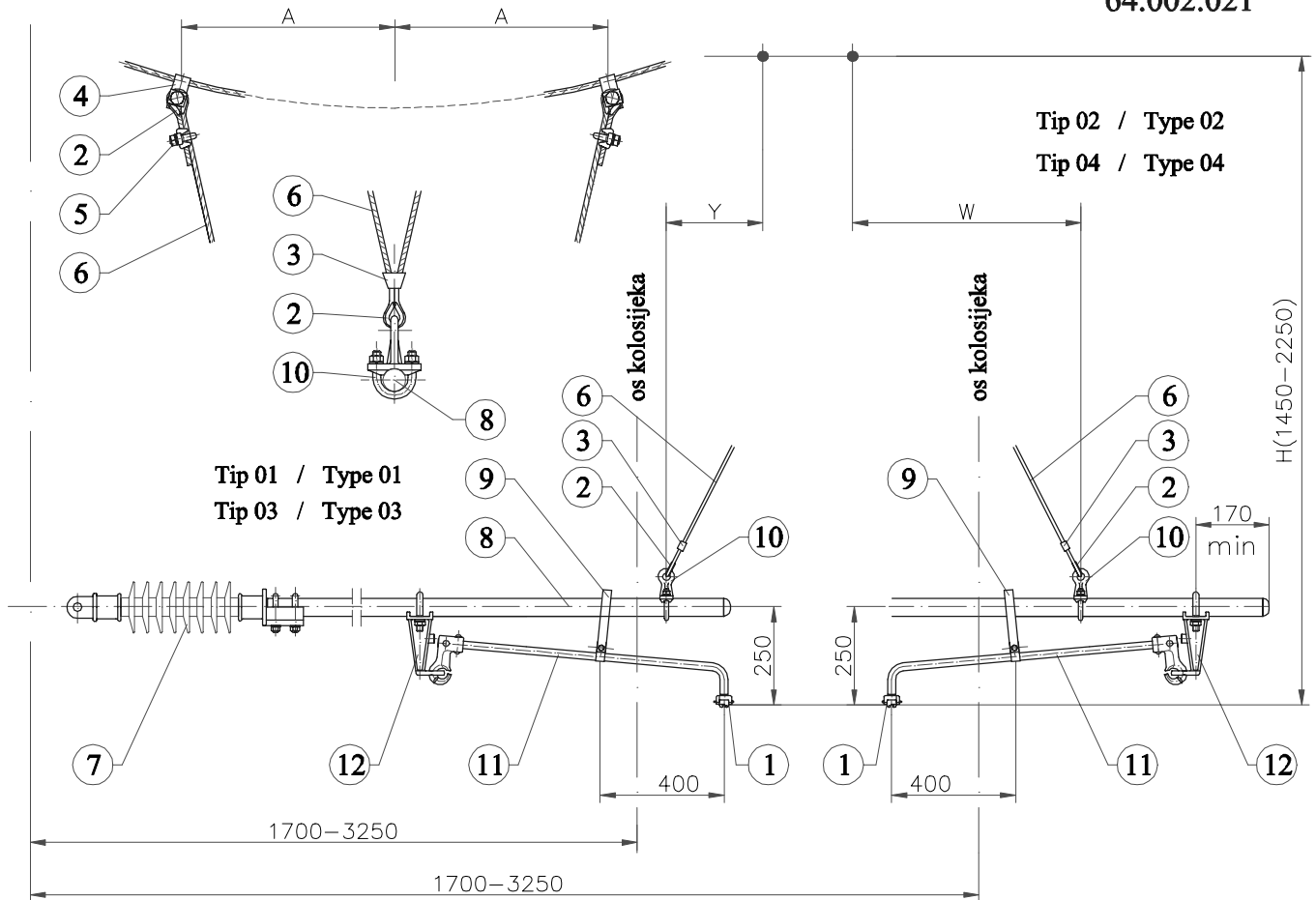
64.002.019



| Poz Item | Kom Pcs | Naziv sklopa Description | Kat.br. Cat.No. |
|-------------|------------|---|--------------------|
| 1 | 1 | Izolator zatege / Top tie insulator | 64.200.100 |
| 2 | 1 | Zatega / Top tie rods | 64.200.200 |
| 3 | 1 | Podesivi vijak / Top tie turnbuckle | 64.200.300 |
| 4 | 1 | Stezaljka s kukom i prstenom Ø51 / Hook and eye clamp for tube Ø51 | 64.201.900 |
| 5 | 1 | Stezaljka s kukom za nosivo uže / Catenary suspension clamp | 64.200.500 |
| 6 | 1 | Kosnik konzole Ø51/Ø41 / Strut tube Ø51/Ø41 | 64.202.000 |
| 7 | 1 | Stezaljka za nosač poligonatora Ø51 / Register arm clamp for tube Ø51 | 64.202.100 |
| 8 | 1 | Izolator kosnika konzole / Strut insulator | 64.200.800 |
| 9 | 1 | Čelično uže Ø8 (vruće pocinčano) / Steel wire Ø8 (h.d.g.) | 64.501.600 |
| 10 | 2 | Uška alke za uže / Thimble | 64.201.500 |
| 11 | 1 | Poligonator / Steady arm rod | 64.201.100 |
| 12 | 1 | Stezaljka kontaktnog vodiča za poligonator / Contact wire clip | 64.201.200 |
| 13 | 2 | Stezaljka s U-vijkom / U-bolt clamp for cable | 64.201.700 |

KONZOLA ČVRSTE TOČKE ZA KRUTI PORTAL CANTILEVER ASSEMBLY OF THE FIXED POINT FOR RIGID PORTAL

64.002.021



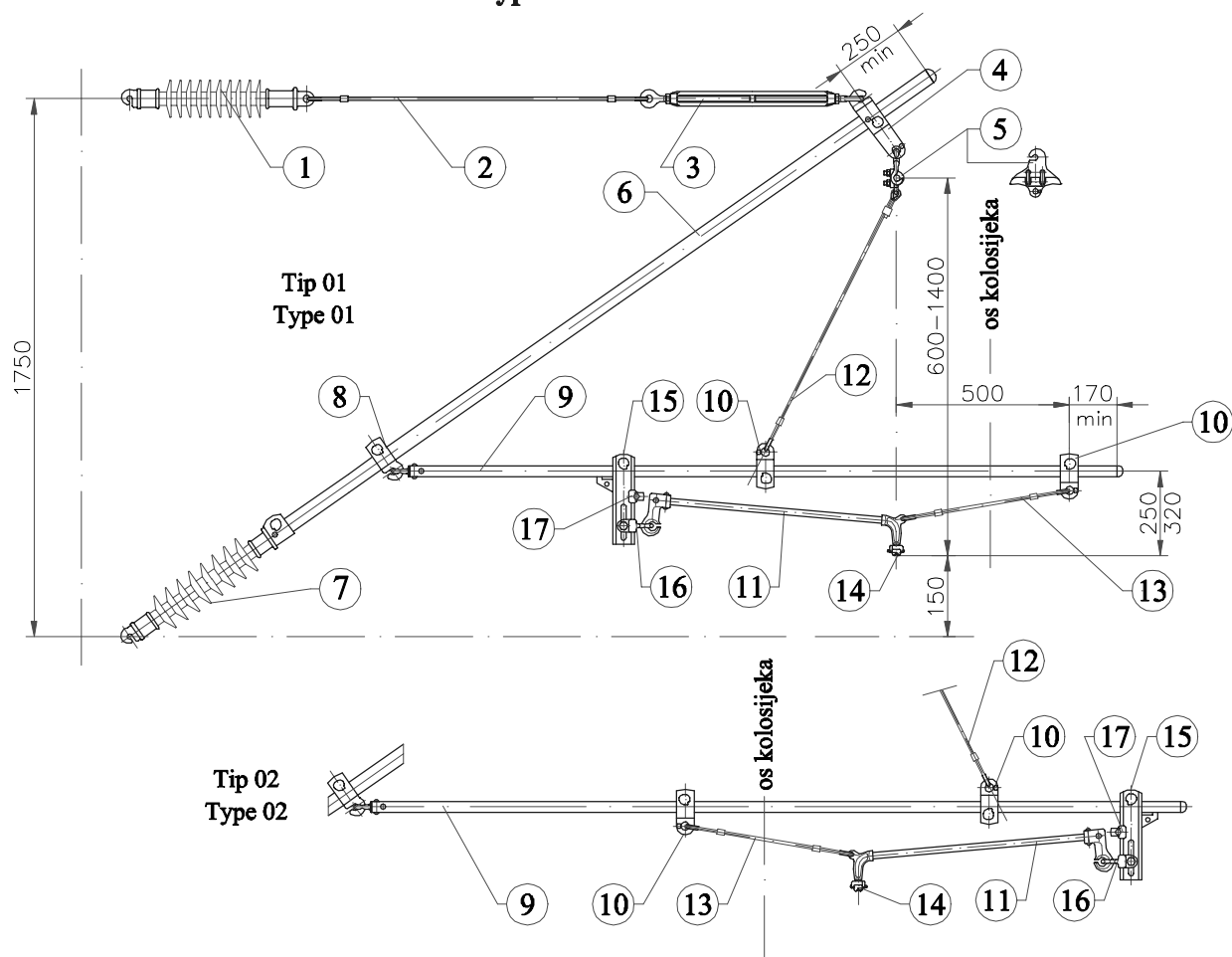
| Geometrijske veličine Geometricals size [mm] | | Približna razvijena dužina "V" vješaljke Approximate length vee dropper [mm] |
|--|---------|---|
| A = 1000 | Y = 350 | L = 2700 |
| H = 1450 | W = 750 | L = 2900 |
| A = 1000 | Y = 350 | L = 2700 |
| H = 1450 | W = 750 | L = 2900 |

| Poz Item | Kom/Pcs Tip/Type 01/02 03/04 | | Naziv sklopa Description | Kat.br. Cat.No. |
|-------------|------------------------------------|---|---|--------------------|
| 1 | 1 | 1 | Stezaljka kontaktnog vodiča za poligonator / Contact wire clip | 64.201.200 |
| 2 | 3 | 3 | Uška alke za uže / Thimble | 64.201.500 |
| 3 | 1 | 1 | Prsten "V" vješaljke / "V" dropper sleeve | 64.201.600 |
| 4 | 2 | 2 | Obujmica "V" vješaljke / "V" dropper clip | 64.201.800 |
| 5 | 2 | 2 | Stezaljka s U-vijkom / U-bolt clamp for cable | 64.201.700 |
| 6 | 1 | 1 | Uže "V" vješaljke / "V" dropper cable | 64.501.600 |
| 7 | 1 | 1 | Izolator kosnika konzole / Strut insulator | 64.200.800 |
| 8 | 2 | 2 | Kosnik konzole Ø41 / Strut tube Ø41 | 64.200.600 |
| 9 | 2 | 0 | Alka protiv vjetra / Antiwind stirrup | 64.201.300 |
| 10 | 1 | 1 | Stezaljka "V" vješaljke Ø41 / "V" dropper eye clamps for tube Ø41 | 64.202.400 |
| 11 | 1 | 1 | Poligonator / Steady arm rod | 64.201.100 |
| 12 | 1 | 1 | Držač poligonatora Ø41 / Drop bracket for tube Ø41 | 64.202.300 |

**KONZOLA ZA LAKA OPTEREĆENJA - tip 01 (poligonacija ka stupu)
- tip 02 (poligonacija od stupa)**

**CANTILEVER ASSEMBLY LIGHT SIZE - type 01
- type 02**

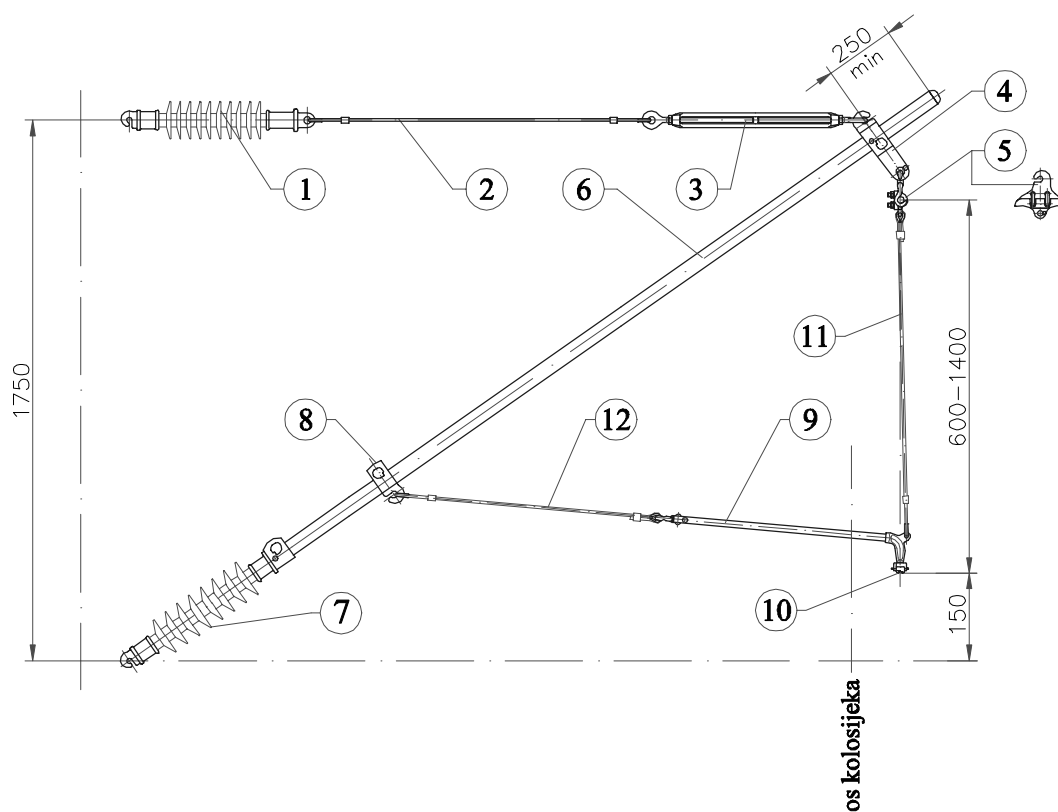
65.002.001



| Poz Item | Kom/Pcs Tip/Type | | Naziv sklopa Description | Kat.br. Cat.No. |
|-------------|---------------------|----|---|--------------------|
| | 01 | 02 | | |
| 1 | 1 | 1 | Izolator zatege / Insulator | |
| 2 | 1 | 1 | Zatega konzole / Cantilever stay rod | 43.64.184 |
| 3 | 1 | 1 | Podesivi vijak / Turnbuckle | 43.64.190 |
| 4 | 1 | 1 | Stezaljka s kukom i prstenom / Hook and eye clamp for tube | 43.64.183 |
| 5 | 1 | 1 | Stezaljka s kukom za nosivo uže / Catenary suspension clamp | 64.250.500 |
| 6 | 1 | 1 | Kosnik konzole 48 / Strut tube 48 | 65.202.000 |
| 7 | 1 | 1 | Izolator kosnika konzole / Strut insulator | |
| 8 | 1 | 1 | Stezaljka s kukom za nosač poligonatora 48 / Clamp with hook 48 | 43.64.180 |
| 9 | 1 | 1 | Nosač poligonatora 42 / Steady arm support 42 | 65.202.200 |
| 10 | 2 | 2 | Stezaljka s prstenom 42 / Clamp with ring 42 | 43.64.189 |
| 11 | 1 | 1 | Poligonator / Steady arm rod | 64.205.700P |
| 12 | 1 | 1 | "I" vješaljka / "I" haenger | |
| 13 | 1 | 1 | Vješaljka poligonatora / Steady arm haenger | |
| 14 | 1 | 1 | Stezaljka kontaktnog vodiča za poligonator / Contact wire clip | 64.257.500P |
| 15 | 1 | 1 | Držać poligonatora / Steady arm fastener | 43.64.193 |
| 16 | 1 | 1 | Prsten držača poligonatora / Ring of steady arm fastener | 43.64.202 |
| 17 | 1 | 1 | Graničnik poligonatora / Steady arm limiter | 43.64.203 |

KONZOLA ZA SREDNJA OPTEREĆENJA - tip 01 (poligonacija ka stupu)
CANTILEVER ASSEMBLY FOR MEDIUM SIZE - type 01

65.002.003

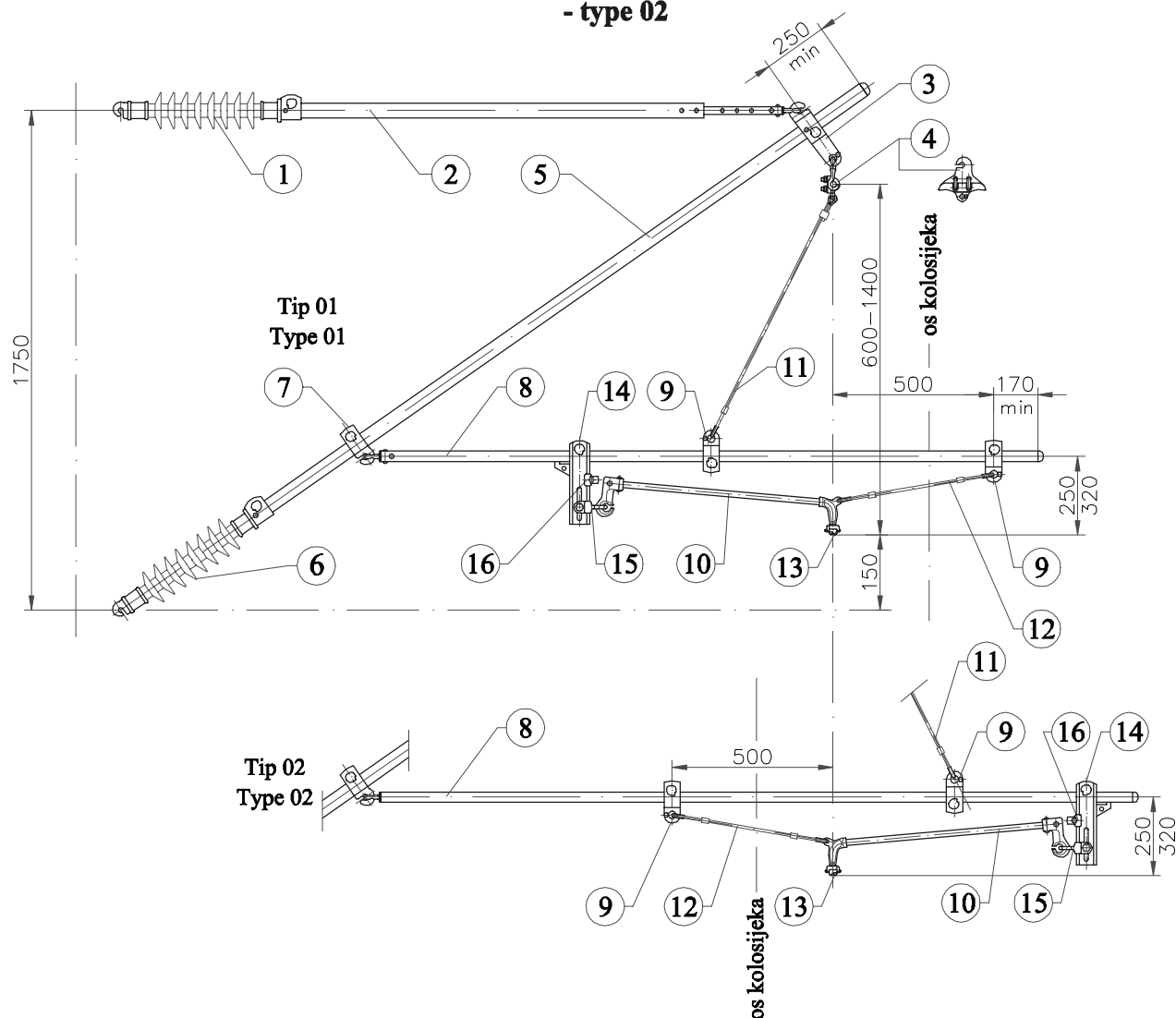


| Poz Item | Kom Pcs | Naziv sklopa Description | Kat.br. Cat.No. |
|-------------|------------|---|--------------------|
| 1 | 1 | Izolator zatege / Insulator | |
| 2 | 1 | Zatega konzole / Cantilever stay rod | 43.64.184 |
| 3 | 1 | Podesivi vijak / Turnbuckle | 43.64.190 |
| 4 | 1 | Stezaljka s kukom i prstenom / Hook and eye clamp for tube | 43.64.183 |
| 5 | 1 | Stezaljka s kukom za nosivo uže / Catenary suspension clamp | 64.250.500 |
| 6 | 1 | Kosnik konzole 48 / Strut tube 48 | 65.202.000 |
| 7 | 1 | Izolator kosnika konzole / Strut insulator | |
| 8 | 1 | Stezaljka s kukom za nosač poligonatora 42 / Clamp with hook 42 | 43.64.180 |
| 9 | 1 | Poligonator / Steady arm rod | 64.251.250 |
| 10 | 1 | Stezaljka kontaktnog vodičan za poligonator / Contact wire clip | 64.257.500P |
| 11 | 1 | Vješaljka poligonatora / Steady arm haenger | |
| 12 | 1 | Zatega od užeta 5 mm / Wire tensioner 5 | |

**KONZOLA ZA SREDNJA OPTEREĆENJA - tip 01 (poligonacija ka stupu)
- tip 02 (poligonacija od stupa)**

65.002.002

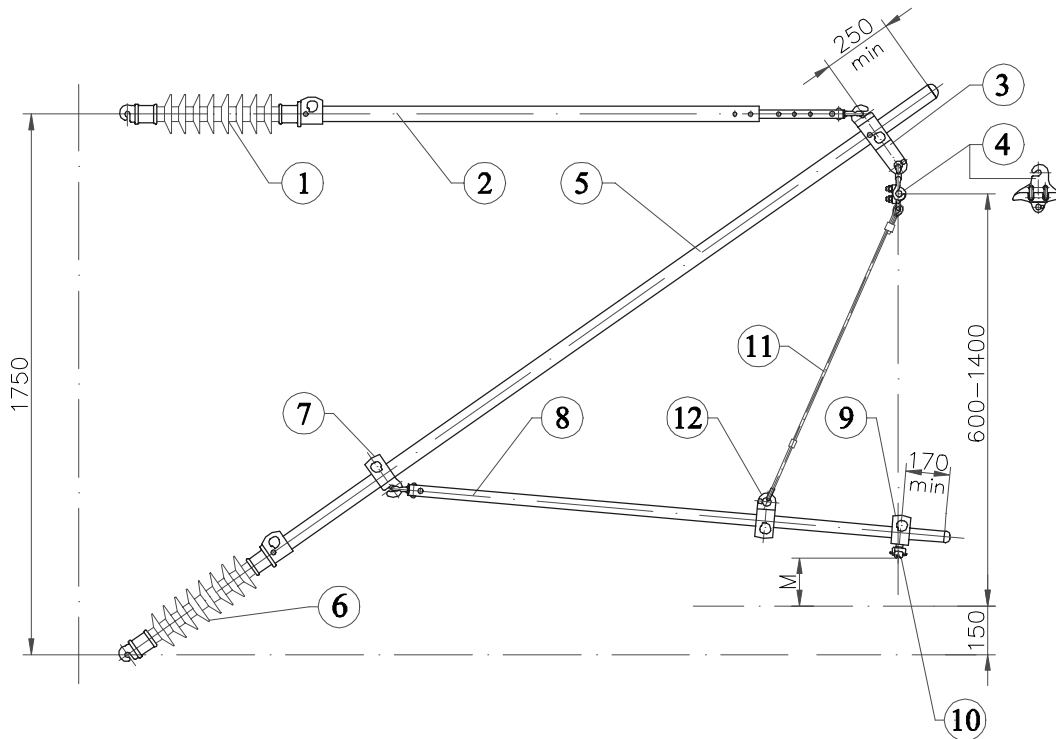
**CANTILEVER ASSEMBLY FOR MEDIUM SIZE - type 01
- type 02**



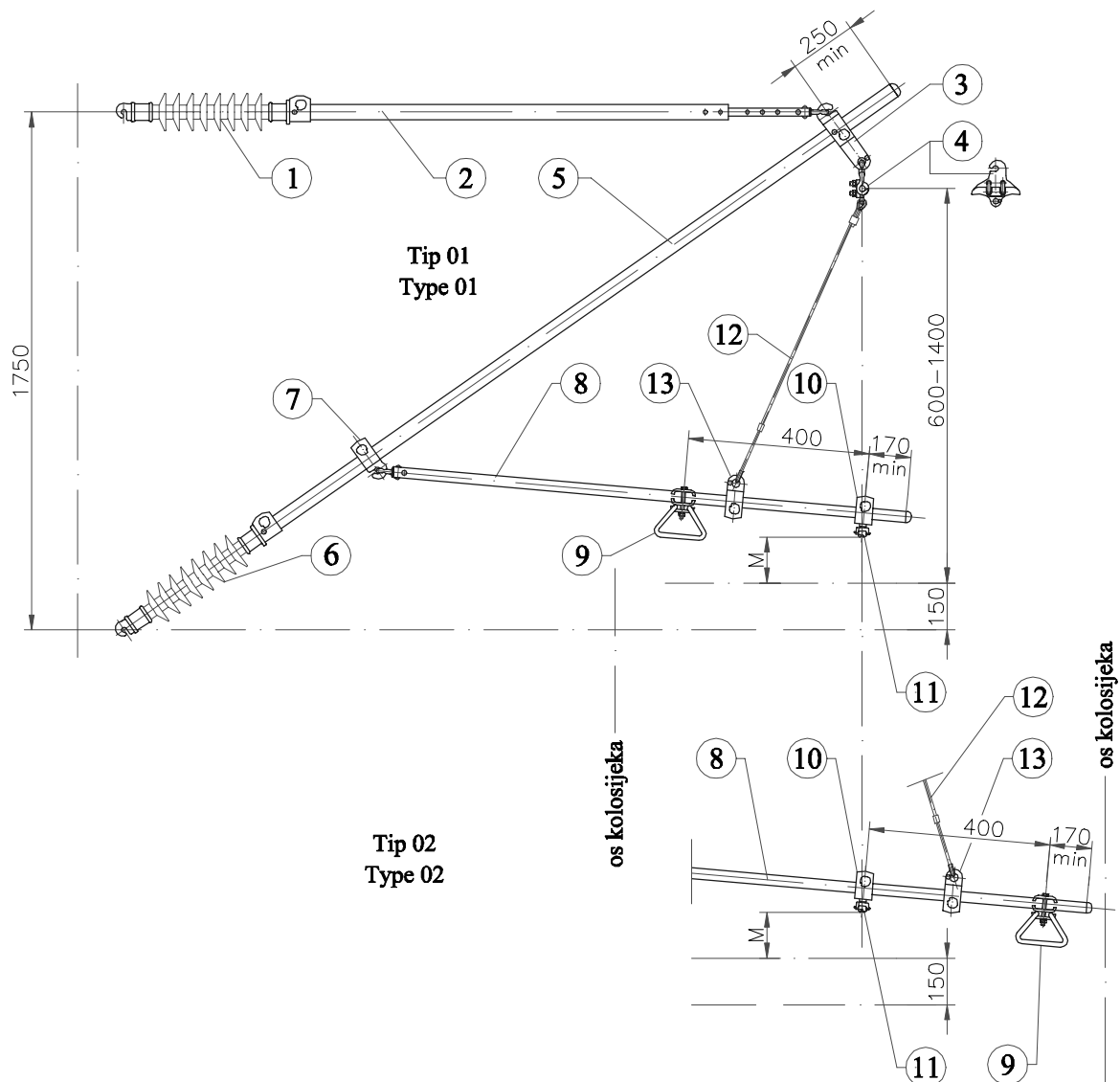
| Poz Item | Kom Pcs | | Naziv sklopa Description | Kat.br. Cat.No. |
|-------------|------------|----|--|--------------------|
| | 01 | 02 | | |
| 1 | 1 | 1 | Izolator potpore / Insulator | |
| 2 | 1 | 1 | Podešavajuća potpora / Adjustable support | 43.64.194 |
| 3 | 1 | 1 | Stezaljka s kukom i prstenom / Hook and eye clamp for tube | 43.64.183 |
| 4 | 1 | 1 | Stezaljka s kukom za nosivo užje / Catenary suspension clamp | 64.250.500 |
| 5 | 1 | 1 | Kosnik konzole 48 / Strut tube 48 | 65.202.000 |
| 6 | 1 | 1 | Izolator kosnika konzole / Strut insulator | |
| 7 | 1 | 1 | Stezaljka s kukom za nosač poligonatora / Clamp with hook | 43.64.180 |
| 8 | 1 | 1 | Nosač poligonatora / Steady arm support | 65.202.200 |
| 9 | 2 | 2 | Stezaljka s prstenom / Clamp with ring | 43.64.181 |
| 10 | 1 | 1 | Poligonator / Steady arm rod | 64.205.700P |
| 11 | 1 | 1 | "I" vješaljka / "I" haenger | |
| 12 | 1 | 1 | Vješaljka poligonatora / Steady arm haenger | |
| 13 | 1 | 1 | Stezaljka kontaktnog vodičana za poligonator / Contact wire clip | 64.257.500P |
| 14 | 1 | 1 | Držač poligonatora / Steady arm fastener | 43.64.193 |
| 15 | 1 | 1 | Prsten držača poligonatora / Ring of steady arm fastener | 43.64.202 |
| 16 | 1 | 1 | Graničnik poligonatora / Steady arm limiter | 43.64.203 |

KONZOLA NEAKTIVNOG VODA - tip 01
CANTILEVER FOR NON ACTIV LINE - type 01

65.002.007



| Poz Item | Kom Pcs | Naziv sklopa Description | Kat.br. Cat.No. |
|-------------|------------|--|--------------------|
| 1 | 1 | Izolator potpore / Insulator | |
| 2 | 1 | Podešavajuća potpora / Adjustable support | 43.64.194 |
| 3 | 1 | Stezaljka s kukom i prstenom / Hook and eye clamp for tube | 43.64.183 |
| 4 | 1 | Stezaljka s kukom za nosivo užje / Catenary suspension clamp | 64.250.500 |
| 5 | 1 | Kosnik konzole 48 / Strut tube 48 | 65.202.000 |
| 6 | 1 | Izolator kosnika konzole / Strut insulator | |
| 7 | 1 | Stezaljka s kukom za nosač poligonatora / Clamp with hook | 43.64.180 |
| 8 | 1 | Nosač poligonatora / Steady arm support | 65.202.200 |
| 9 | 1 | Stezaljka s batićem / Clamp with ball | 43.64.182 |
| 10 | 1 | Stezaljka kontaktnog vodičana za poligonator / Contact wire clip | 64.257.500P |
| 11 | 1 | "I" vješaljka / "I" haenger | |
| 12 | 1 | Stezaljka s prstenom / Clamp with ring | 43.64.181 |

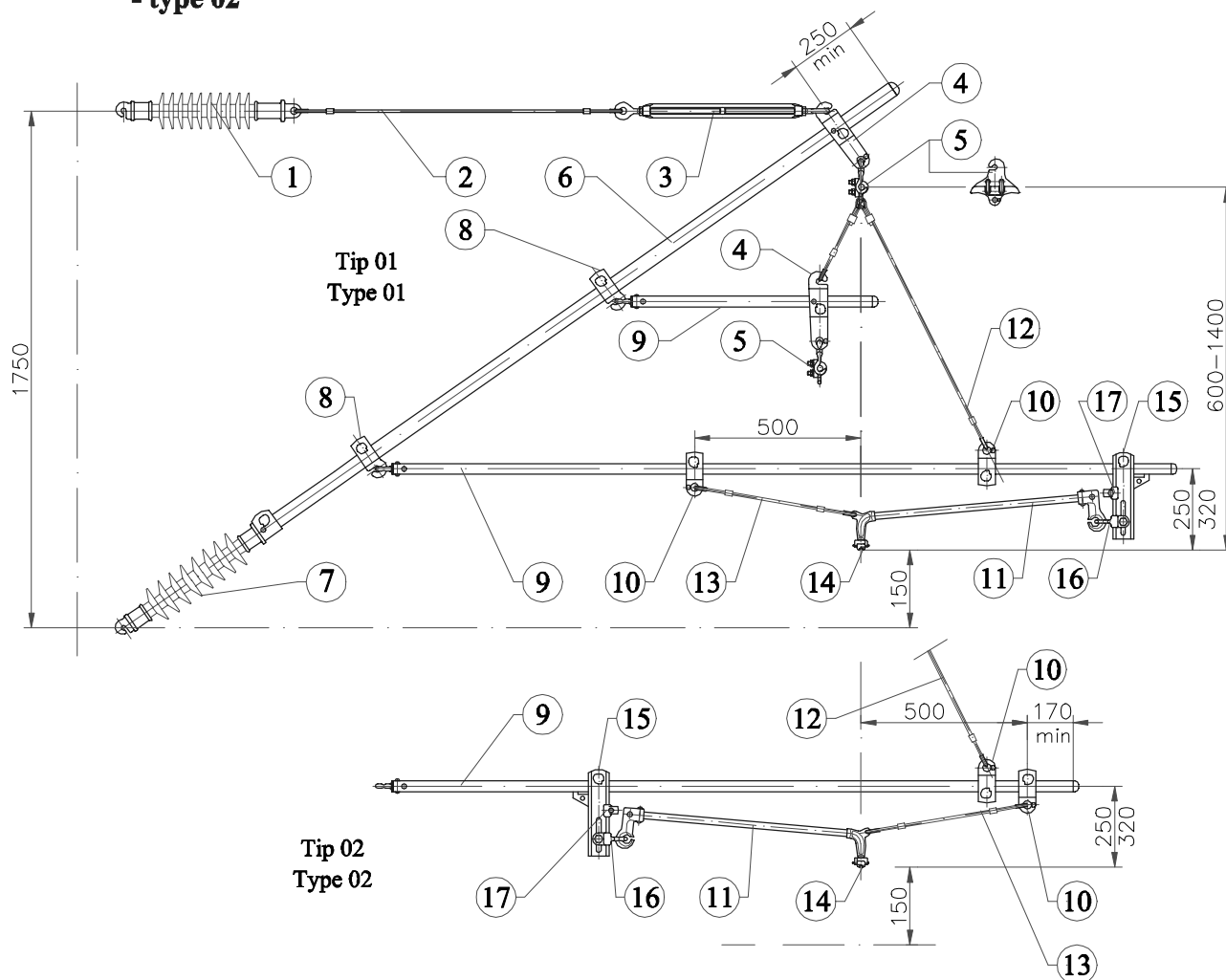
KONZOLA NEAKTIVNOG VODA - tip 02 (poligonacija od stupa)
- tip 03 (poligonacija ka stupu) u izoliranom preklopu
CANTILEVER FOR NON ACTIV LINE - type 02
- type 03
65.002.008


| Poz Item | Kom Pcs | Naziv sklopa Description | Kat.br. Cat.No. |
|-------------|------------|--|--------------------|
| | 01 02 | | |
| 1 | 1 1 | Izolator potpore / Insulator | |
| 2 | 1 1 | Podešavajuća potpora / Adustable support | 43.64.194 |
| 3 | 1 1 | Stezaljka s kukom i prstenom / Hook and eye clamp for tube | 43.64.183 |
| 4 | 1 1 | Stezaljka s kukom za nosivo uže / Catenary suspension clamp | 64.250.500 |
| 5 | 1 1 | Kosnik konzole 48 / Strut tube 48 | 65.202.000 |
| 6 | 1 1 | Izolator kosnika konzole / Strut insulator | |
| 7 | 1 1 | Stezaljka s kukom za nosač poligonatora / Clamp with hook | 43.64.180 |
| 8 | 1 1 | Nosač poligonatora / Steady arm support | 65.202.200 |
| 9 | 1 1 | Graničnik / Limitor | 64.252.400 |
| 10 | 1 1 | Stezaljka s batićem / Clamp with ball | 43.64.182 |
| 11 | 1 1 | Stezaljka kontaktnog vodičana za poligonator / Contact wire clip | 64.257.500P |
| 12 | 1 1 | "I" vješaljka / "I" haenger | |
| 13 | 1 1 | Stezaljka s prstenom / Clamp with ring | 43.64.181 |

**KONZOLA ZA PROMJENU SISTEMSKE VISINE - tip 01 (poligonacija od stupa)
- tip 02 (poligonacija ka stupu)**

**CANTILEVER - type 01
- type 02**

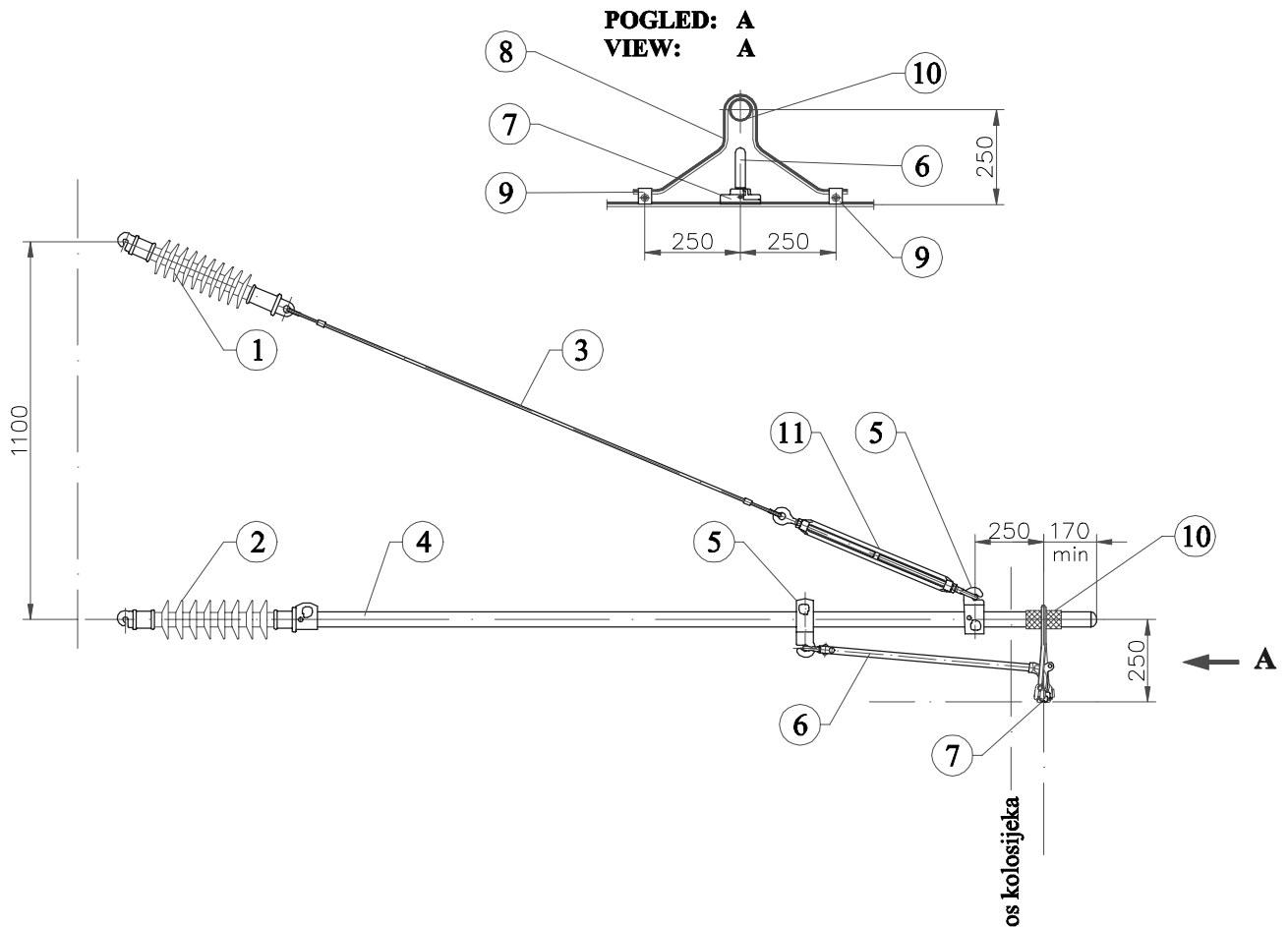
65.002.013



| Poz Item | Kom Pcs | 01 | 02 | Naziv sklopa Description | Kat.br. Cat.No. |
|-------------|------------|----|----|--|--------------------|
| 1 | 1 | 1 | | Izolator zatege / Insulator | |
| 2 | 1 | 1 | | Zatega konzole / Cantilever stay rod | 43.64.184 |
| 3 | 1 | 1 | | Podesivi vijak / Turnbuckle | 43.64.190 |
| 4 | 2 | 2 | | Stezaljka s kukom i prstenom / Hook and eye clamp for tube | 43.64.183 |
| 5 | 2 | 2 | | Stezaljka s kukom za nosivo uže / Catenary suspension clamp | 64.250.500 |
| 6 | 1 | 1 | | Kosnik konzole 48 / Strut tube 48 | 65.202.000 |
| 7 | 1 | 1 | | Izolator kosnika konzole / Strut insulator | |
| 8 | 2 | 2 | | Stezaljka s kukom za nosač poligonatora 48 / Clamp with hook 48 | 43.64.180 |
| 9 | 2 | 2 | | Nosač poligonatora / Steady arm support | 65.202.200 |
| 10 | 2 | 2 | | Stezaljka s prstenom 42 / Clamp with ring 42 | 43.64.181 |
| 11 | 1 | 1 | | Poligonator / Steady arm rod | 64.205.700P |
| 12 | 2 | 2 | | "I" vješaljka / "I" haenger | |
| 13 | 1 | 1 | | Vješaljka poligonatora / Steady arm haenger | |
| 14 | 1 | 1 | | Stezaljka kontaktnog vodičana za poligonator / Contact wire clip | 64.257.500P |
| 15 | 1 | 1 | | Držać poligonatora / Steady arm fastener | 43.64.193 |
| 16 | 1 | 1 | | Prsten držača poligonatora / Ring of steady arm fastener | 43.64.202 |
| 17 | 1 | 1 | | Graničnik poligonatora / Steady arm limiter | 43.64.203 |

KONZOLA ZA VJEŠANJE VV BEZ NU - tip 01 (poligonacija ka stupu)
CANTILEVER - type 01

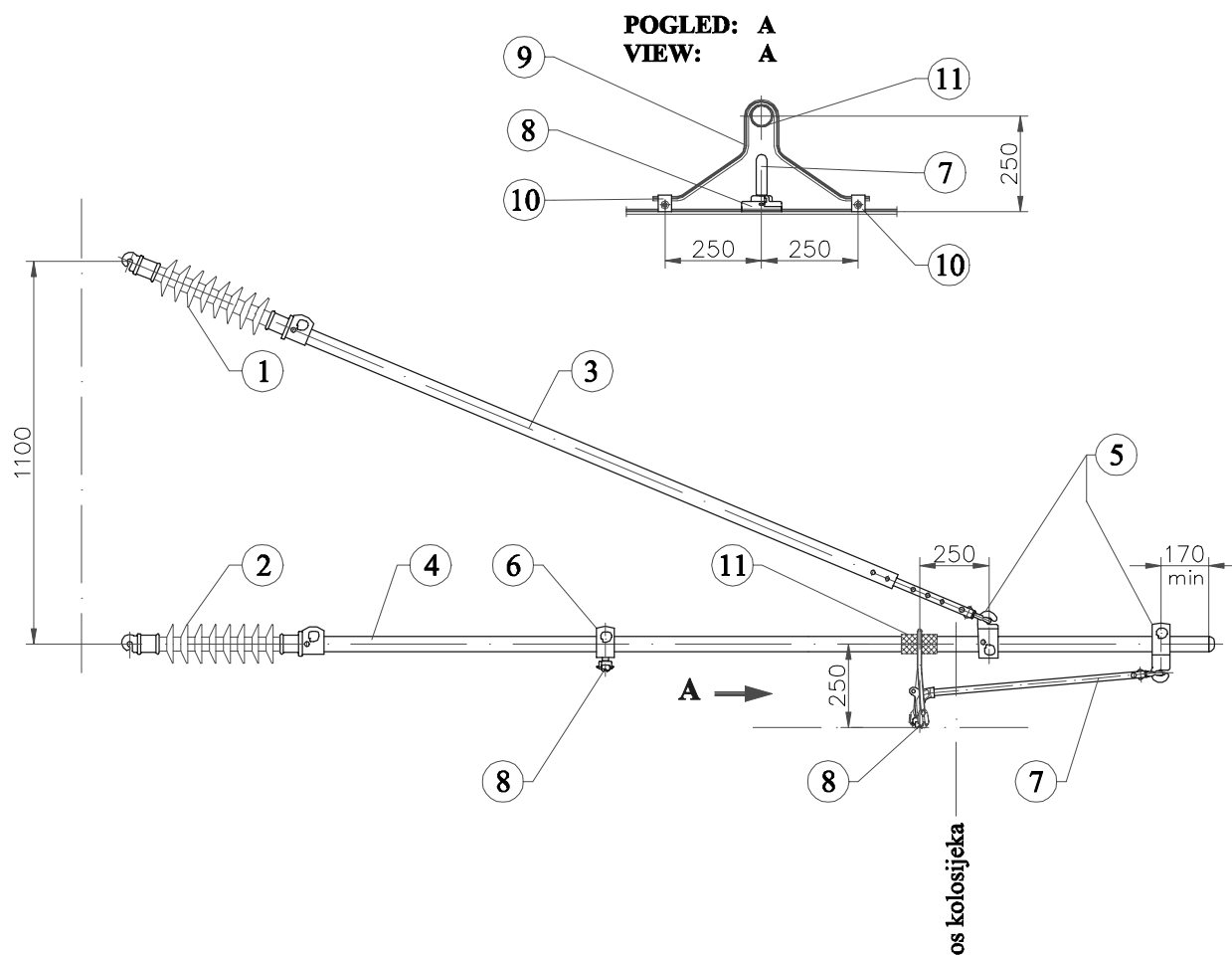
65.002.014



| Poz Item | Kom Pcs | Naziv sklopa Description | Kat.br. Cat.No. |
|-------------|------------|--|--------------------|
| 1 | 1 | Izolator zatege / Insulator | |
| 2 | 1 | Izolator kosnika / Insulator | |
| 3 | 1 | Zatega konzole / Cantilever stay rod | 43.64.184 |
| 4 | 1 | Nosač poligonatora 48 / Steady arm support 48 | 65.202.200 |
| 5 | 2 | Stezaljka s kukom 48 / Clamp with hook 48 | 43.64.181 |
| 6 | 1 | Ravni poligonator / Straight steady arm | 64.251.250 |
| 7 | 1 | Okretna stezaljka za kontakti vodič / Rotation clamp | 64.257.200 |
| 8 | 1 | Vješaljka poligonatora / Steady arm haenger | |
| 9 | 1 | Univerzalna stezaljka / Parallel groove clamp | 64.560.100 |
| 10 | 2 | Zaštitni prsten 42 / Arcing ring 42 | 64.205.450 |
| 11 | 1 | Zatezni vijak / Turnbuckle | 43.64.190 |

KONZOLA ZA VJEŠANJE VV BEZ NU - tip 02 (poligonacija od stupa)
CANTILEVER - type 02

65.002.015

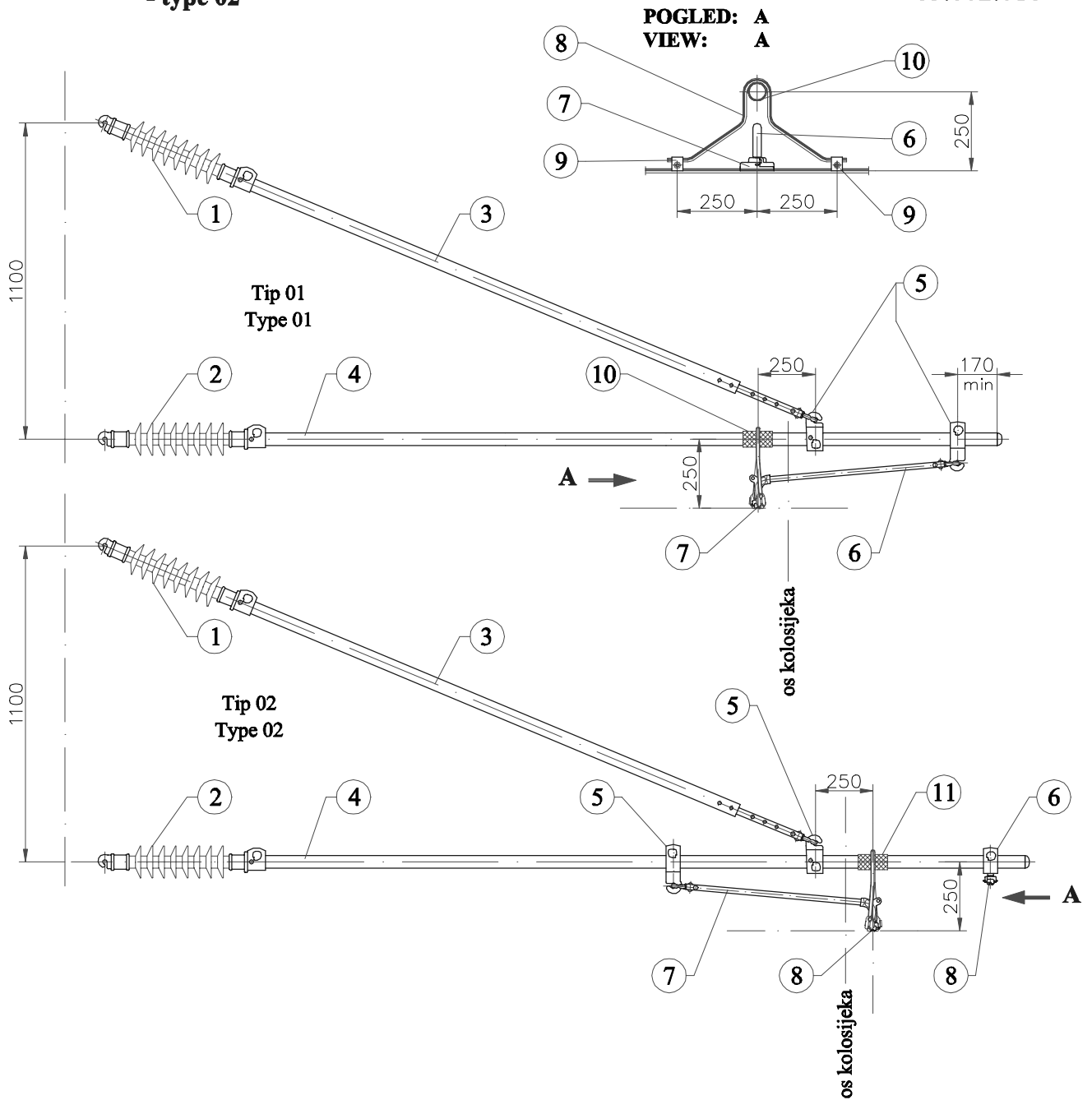


| Poz Item | Kom Pcs | Naziv sklopa Description | Kat.br. Cat.No. |
|-------------|------------|--|--------------------|
| 1 | 1 | Izolator potpore / Insulator | |
| 2 | 1 | Izolator kosnika / Insulator | |
| 3 | 1 | Podešavajuća potpora / Adjustable support | 43.64.194 |
| 4 | 1 | Kosnik konzole 48 / Bracket 48 | 65.202.000 |
| 5 | 2 | Stezaljka s kukom 48 / Clamp with hook 48 | 43.64.181 |
| 6 | 1 | Stezaljka s batićem / Clamp with ball | 43.64.182 |
| 7 | 1 | Ravni poligonator / Straight steady arm | 64.251.250 |
| 8 | 2 | Stezaljka kontaktnog vodiča za poligonator / Contact wire clip | 64.257.500P |
| 9 | 1 | Vješaljka poligonatora / Steady arm haenger | |
| 10 | 2 | Univerzalna stezaljka / Parallel groove clamp | 64.560.100 |
| 11 | 1 | Zaštitni prsten / Arcing ring | 64.205.450 |

KONZOLA ZA VJEŠANJE DVOSTRUKOG KP BEZ NU - tip 01 (poligonacija od stupa)
- tip 02 (poligonacija ka stupu)

CANTILEVER - type 01
- type 02

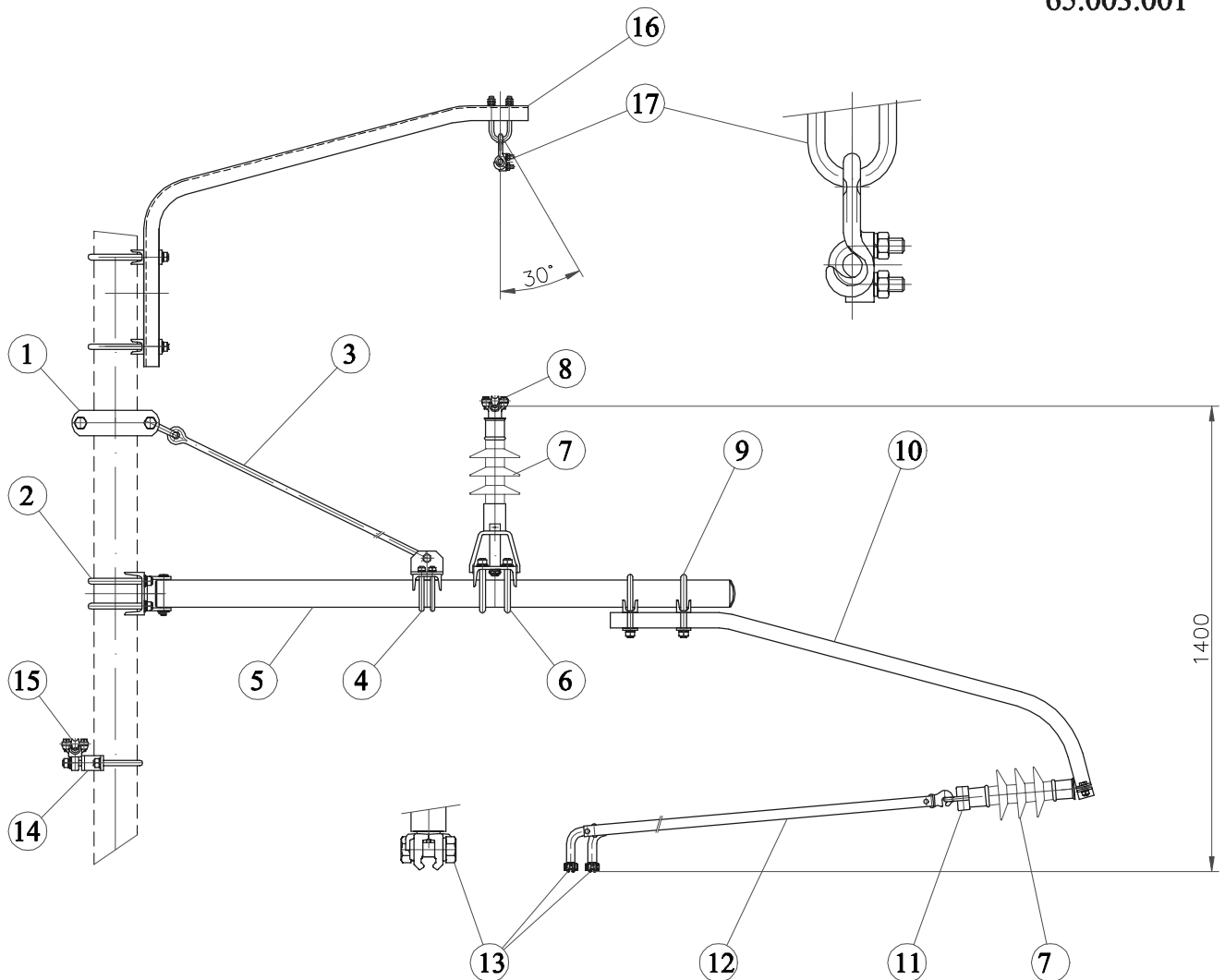
65.002.016



| Poz Item | Kom Pcs | | Naziv sklopa Description | Kat.br. Cat.No. |
|-------------|------------|--|--|--------------------|
| | 01 02 | | | |
| 1 | 1 1 | | Izolator potpore / Insulator | |
| 2 | 1 1 | | Izolator kosnika / Insulator | |
| 3 | 1 1 | | Podešavajuća potpora / Adjustable support | 43.64.194 |
| 4 | 1 1 | | Kosnik konzole 48 / Bracket 48 | 65.202.200 |
| 5 | 2 2 | | Stezaljka s kukom 48 / Clamp with hook 48 | 43.64.181 |
| 6 | 1 1 | | Ravni poligonator / Straight steady arm | 64.251.250 |
| 7 | 1 1 | | Stezaljka kontaktnog vodiča za poligonator / Contact wire clip | 64.257.500P |
| 8 | 1 1 | | Vješaljka poligonatora / Steady arm haenger | |
| 9 | 2 2 | | Univerzalna stezaljka / Parallel groove clamp | 64.560.100 |
| 10 | 1 1 | | Zaštitni prsten / Arcing ring | 64.205.450 |

KONZOLA ZA VJEŠANJE JEDNOG NU PREKO JEDNOG KOLOSJKA
CATENERY SYSTEM SUPPORT FOR ONE CATENARY OVER ONE TRACK

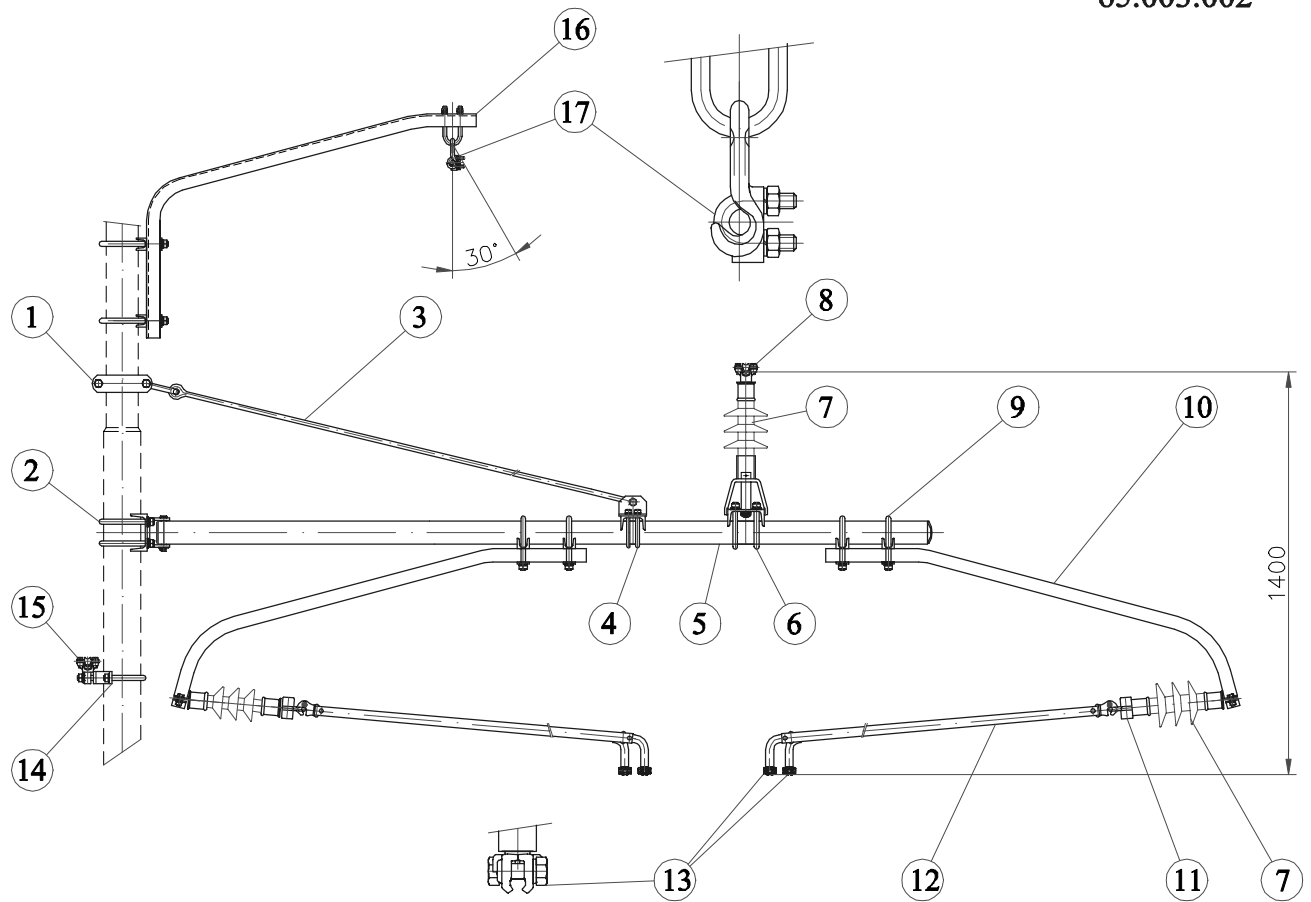
65.003.001



| Poz Item | Kom Pcs | Naziv sklopa Description | Kat.br. Cat.No. |
|----------|---------|--|-----------------|
| 1 | 1 | Obujmica / Pipe clip | 65.100.100 |
| 2 | 1 | Pričvrtnik kosnika / Bracket fastener | 65.110.100 |
| 3 | 1 | Zatega kosnika / Bracket stay rod | 65.31.700 |
| 4 | 1 | Pričvrtnik zatege / Stay rod fastener | 65.110.300 |
| 5 | 1 | Kosnik / Bracket | 65.31.600 |
| 6 | 1 | Nosač izolatora / Insulator support | 65.31.400 |
| 7 | 2 | Silikonski izolator / Silicon insulator | |
| 8 | 1 | Stezaljka / Clamp | 65.32.300 |
| 9 | 2 | Pričvrtnik nosača izolatora / Insulator support fastener | 65.110.200 |
| 10 | 1 | Nosač izolatora / Insulator support | 65.31.500 |
| 11 | 1 | Nosač za dva poligonatora / Two steady arm fastener | 65.31.300 |
| 12 | 2 | Poligonator / Steady arm | 65.31.100 |
| 13 | 2 | Stezaljka kontaktnog vodiča / Contact wire swivel clip | 64.257.500P |
| 14 | 1 | Nosač stezaljke / Support | 65.110.500 |
| 15 | 1 | Stezaljka / Clamp | 65.32.100 |
| 16 | 1 | Nosač gromobranske zaštite / Lightning conductor support | 65.110.500 |
| 17 | 1 | Nosna stezaljka / Suspension clamp | 64.203.000B |

KONZOLA ZA VJEŠANJE DVA KONTAKTNA VODIČA PREKO JEDNOG KOLOSJEKA
CATENERY SYSTEM SUPPORT FOR TWO C.W. OVER ONE TRACK

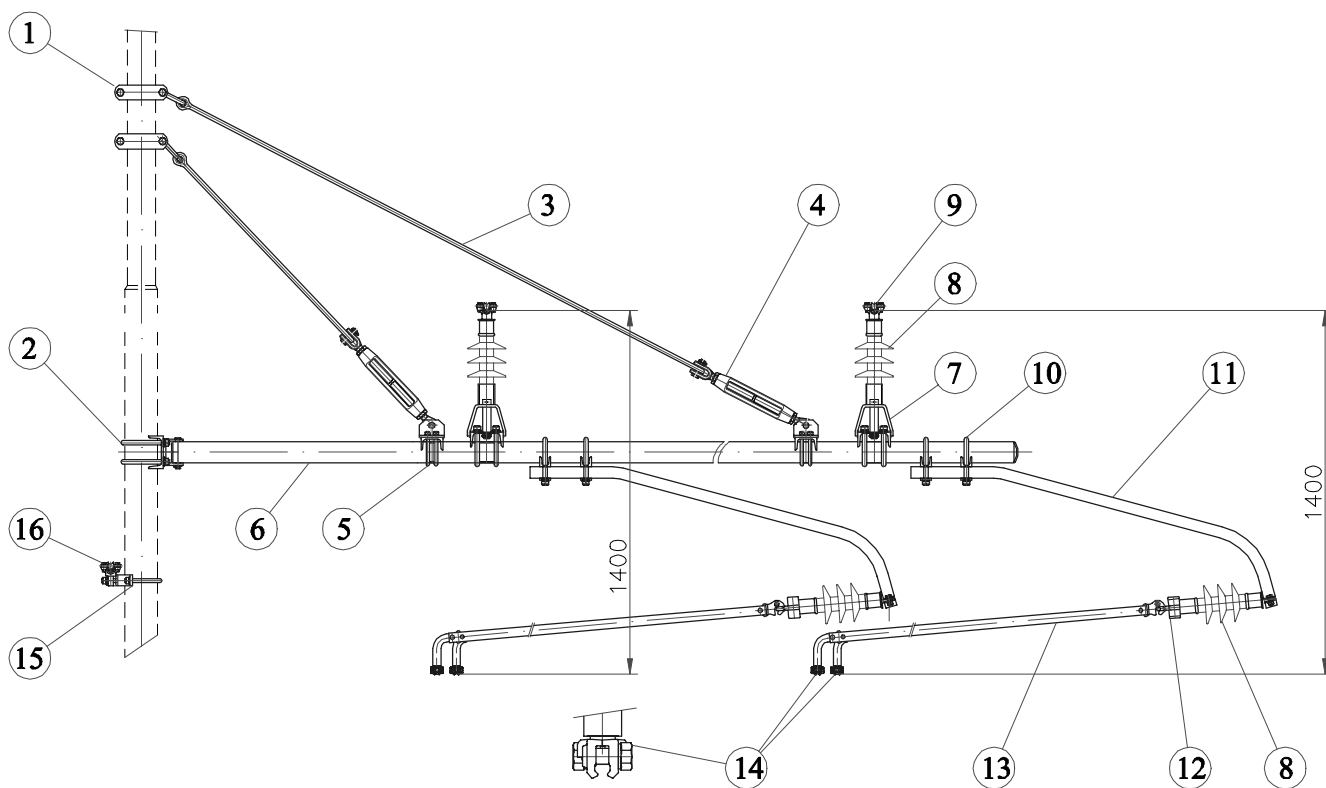
65.003.002



| Poz Item | Kom Pcs | Naziv sklopa Description | Kat.br. Cat.No. |
|-------------|------------|--|--------------------|
| 1 | 1 | Obujmica / Pipe clip | 65.100.100 |
| 2 | 1 | Pričvrtnik kosnika / Bracket fastener | 65.110.100 |
| 3 | 1 | Zatega kosnika / Bracket stay rod | 65.31.700 |
| 4 | 1 | Pričvrtnik zatege / Stay rod fastener | 65.110.300 |
| 5 | 1 | Kosnik / Bracket | 65.31.600 |
| 6 | 1 | Nosač izolatora / Insulator support | 65.31.400 |
| 7 | 3 | Silikonski izolator / Silicon insulator | |
| 8 | 1 | Stezaljka / Clamp | 65.32.400 |
| 9 | 4 | Pričvrtnik nosača izolatora / Insulator support fastener | 65.110.200 |
| 10 | 2 | Nosač izolatora / Insulator support | 65.31.500 |
| 11 | 2 | Nosač za dva poligonatora / Two steady arm fastener | 65.31.300 |
| 12 | 4 | Poligonator / Steady arm | 65.31.100 |
| 13 | 4 | Stezaljka kontaktnog vodiča / Contact wire swivel clip | 64.257.500P |
| 14 | 1 | Nosač stezaljke / Support | 65.110.500 |
| 15 | 1 | Stezaljka / Clamp | 65.32.100 |
| 16 | 1 | Nosač gromobranske zaštite / Lightning conductor support | 65.110.500 |
| 17 | 1 | Nosna stezaljka / Suspension clamp | 64.203.000B |

KONZOLA ZA VJEŠANJE DVA KONTAKTNA VODIČA PREKO DVA KOLOSJEKA CATENERY SYSTEM SUPPORT FOR TWO C.W. OVER TWO TRACKS

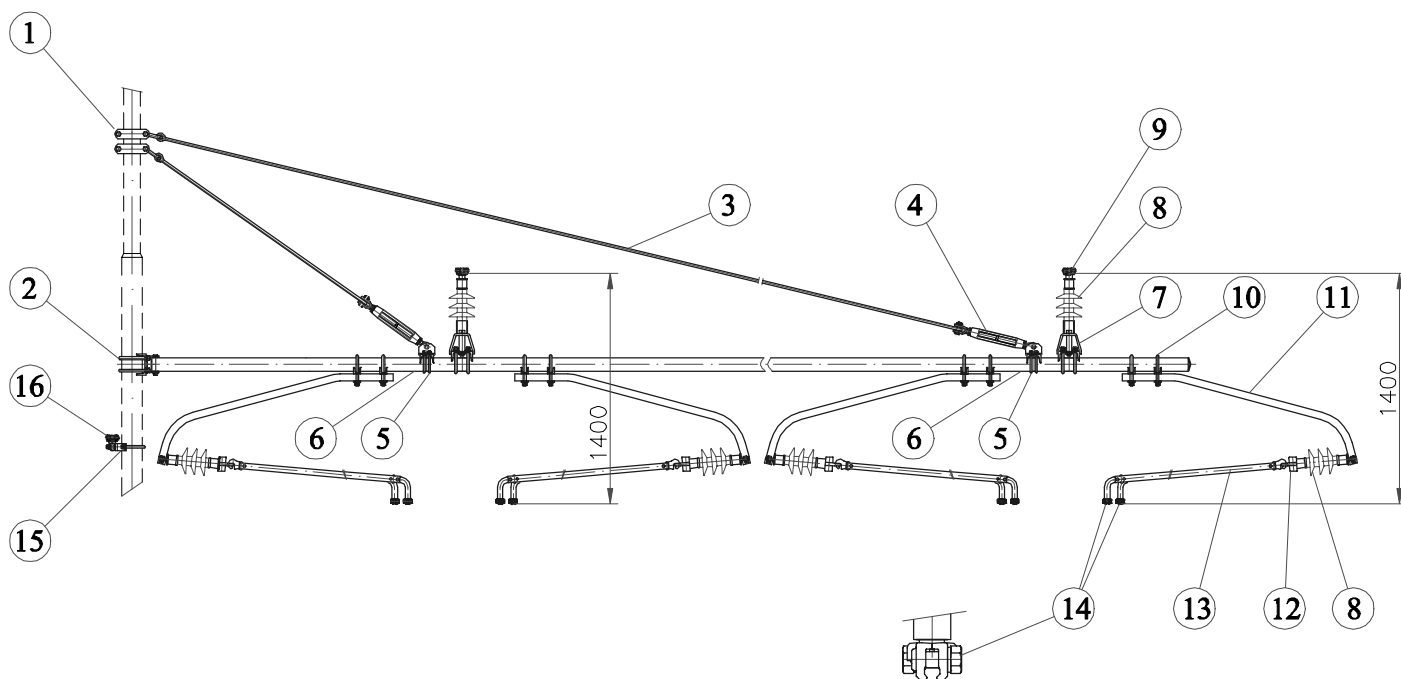
65.003.003



| Poz Item | Kom Pcs | Naziv sklopa Description | Kat.br. Cat.No. |
|-------------|------------|--|--------------------|
| 1 | 2 | Obujmica / Pipe clip | 65.100.100 |
| 2 | 1 | Pričvrtnik kosnika / Bracket fastener | 65.110.100 |
| 3 | 2 | Zatega kosnika / Bracket stay rod | 65.31.700 |
| 4 | 2 | Zatezač / Turnbuckle | 25.37.011 |
| 5 | 2 | Pričvrtnik zatege / Stay rod fastener | 65.110.300 |
| 6 | 1 | Kosnik / Bracket | 65.31.600 |
| 7 | 2 | Nosač izolatora / Insulator support | 65.31.400 |
| 8 | 4 | Silikonski izolator / Silicon insulator | |
| 9 | 2 | Stezaljka / Clamp | 65.32.300 |
| 10 | 4 | Pričvrtnik nosača izolatora / Insulator support fastener | 65.110.200 |
| 11 | 2 | Nosač izolatora / Insulator support | 65.31.500 |
| 12 | 2 | Nosač za dva poligonatora / Two steady arm fastener | 65.31.300 |
| 13 | 4 | Poligonator / Steady arm | 65.31.100 |
| 14 | 4 | Stezaljka kontaktnog vodiča / Contact wire swivel clip | 64.257.500P |
| 15 | 1 | Nosač stezaljke / Support | 65.110.500 |
| 16 | 1 | Stezaljka / Clamp | 65.32.100 |

KONZOLA ZA VJEŠANJE ČETIRI KONTAKTNA VODIČA PREKO DVA KOLOSJEKA CATENERY SYSTEM SUPPORT FOR FOUR C.W. OVER TWO TRACKS

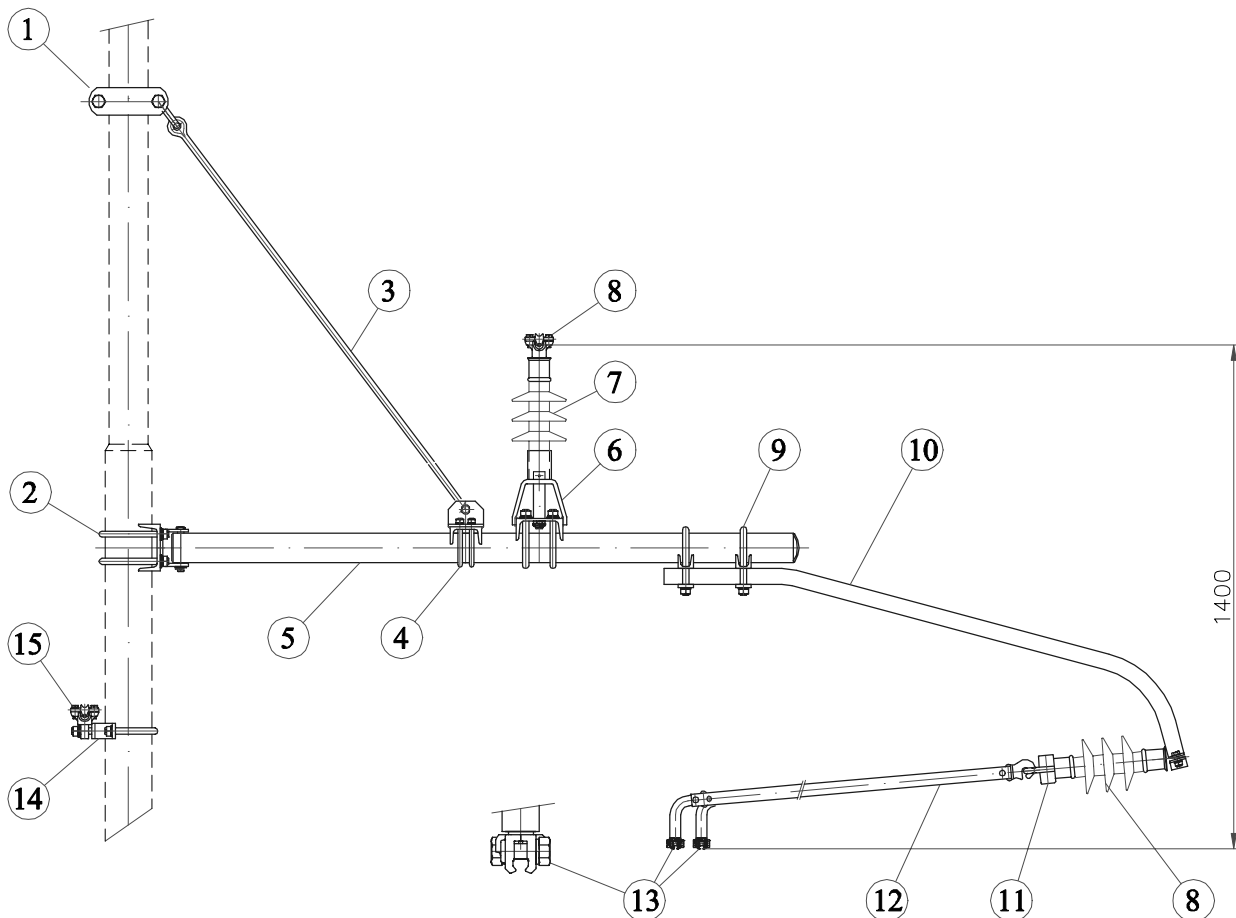
65.003.004



| Poz Item | Kom Pcs | Naziv sklopa Description | Kat.br. Cat.No. |
|-------------|------------|--|--------------------|
| 1 | 2 | Obujmica / Pipe clip | 65.100.100 |
| 2 | 1 | Pričvrtnik kosnika / Bracket fastener | 65.110.100 |
| 3 | 2 | Zatega kosnika / Bracket stay rod | 65.31.700 |
| 4 | 2 | Zatezač / Turnbuckle | 25.37.011 |
| 5 | 2 | Pričvrtnik zatege / Stay rod fastener | 65.110.300 |
| 6 | 1 | Kosnik / Bracket | 65.31.600 |
| 7 | 2 | Nosač izolatora / Insulator support | 65.31.400 |
| 8 | 6 | Silikonski izolator / Silicon insulator | |
| 9 | 2 | Stezaljka / Clamp | 65.32.300 |
| 10 | 8 | Pričvrtnik nosača izolatora / Insulator support fastener | 65.110.200 |
| 11 | 4 | Nosač izolatora / Insulator support | 65.31.500 |
| 12 | 4 | Nosač za dva poligonatora / Two steady arm fastener | 65.31.300 |
| 13 | 8 | Poligonator / Steady arm | 65.31.100 |
| 14 | 8 | Stezaljka kontaktnog vodiča / Contact wire swivel clip | 64.257.500P |
| 15 | 1 | Nosač stezaljke / Support | 65.110.500 |
| 16 | 1 | Stezaljka / Clamp | 65.32.100 |

KONZOLA ZA VJEŠANJE JEDNOG KONTAKTNOG VODIČA PREKO JEDNOG KOLOSJEKA
CATENERY SYSTEM SUPPORT THICK WALL FOR ONE C.W. OVER ONE TRACK

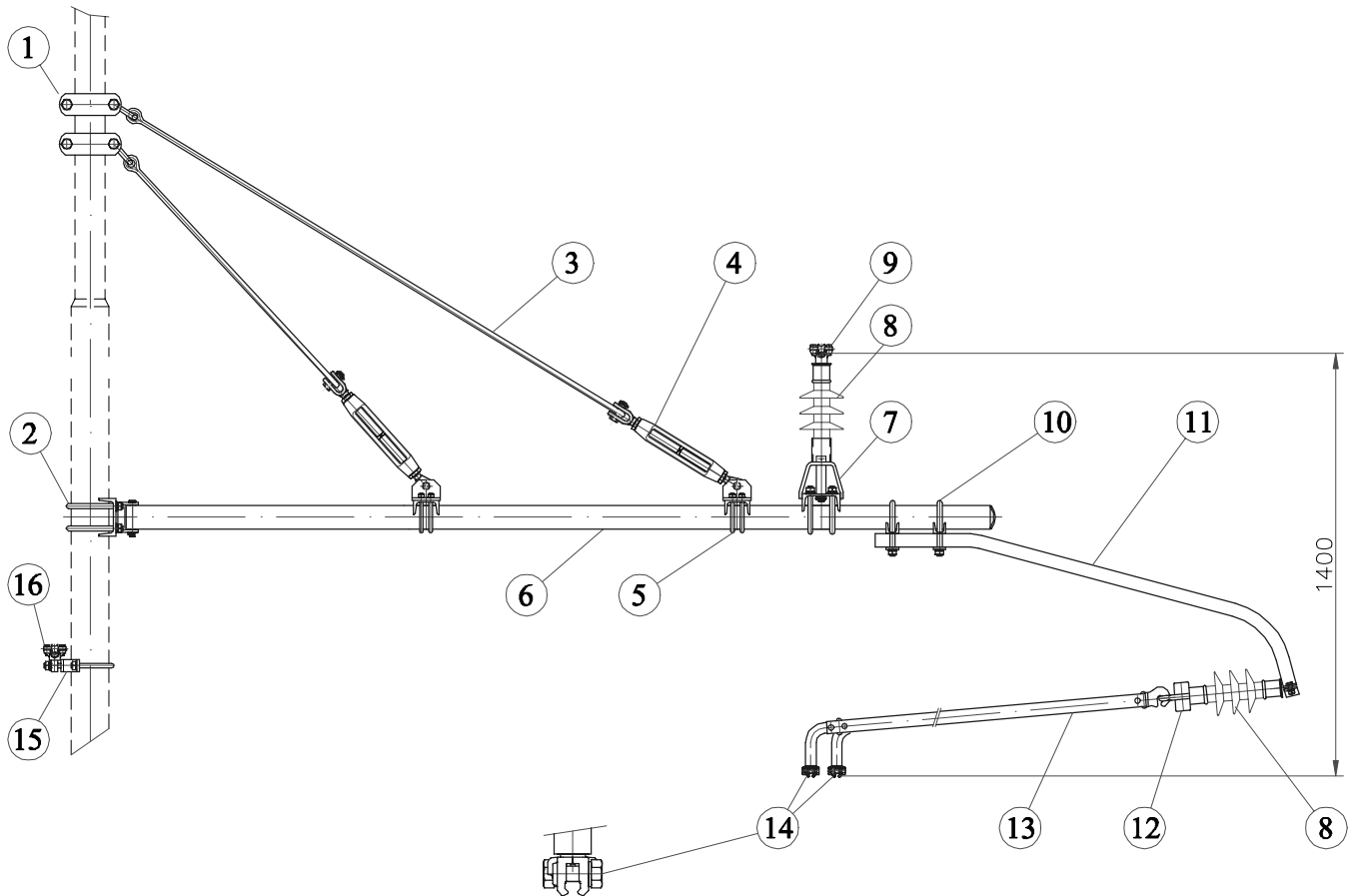
65.003.005



| Poz Item | Kom Pcs | Naziv sklopa Description | Kat.br. Cat.No. |
|-------------|------------|--|--------------------|
| 1 | 1 | Obujmica / Pipe clip | 65.100.100 |
| 2 | 1 | Pričvrtnik kosnika / Bracket fastener | 65.110.100 |
| 3 | 1 | Zatega kosnika / Bracket stay rod | 65.31.700 |
| 4 | 1 | Pričvrtnik zatege / Stay rod fastener | 65.110.300 |
| 5 | 1 | Kosnik / Bracket | 65.31.650 |
| 6 | 1 | Nosač izolatora / Insulator support | 65.31.400 |
| 7 | 2 | Silikonski izolator / Silicon insulator | |
| 8 | 1 | Stezaljka / Clamp | 65.32.300 |
| 9 | 2 | Pričvrtnik nosača izolatora / Insulator support fastener | 65.110.200 |
| 10 | 1 | Nosač izolatora / Insulator support | 65.31.500 |
| 11 | 1 | Nosač za dva poligonatora / Two steady arm fastener | 65.31.300 |
| 12 | 2 | Poligonator / Steady arm | 65.31.100 |
| 13 | 2 | Stezaljka kontaktnog vodiča / Contact wire swivel clip | 64.257.500P |
| 14 | 1 | Nosač stezaljke / Support | 65.110.500 |
| 15 | 1 | Stezaljka / Clamp | 65.32.100 |

KONZOLA ZA VJEŠANJE JEDNOG KONTAKTNOG VODIČA PREKO DVA KOLOSJEKA
CATENERY SYSTEM SUPPORT THICK WALL FOR ONE C.W. OVER TWO TRACK

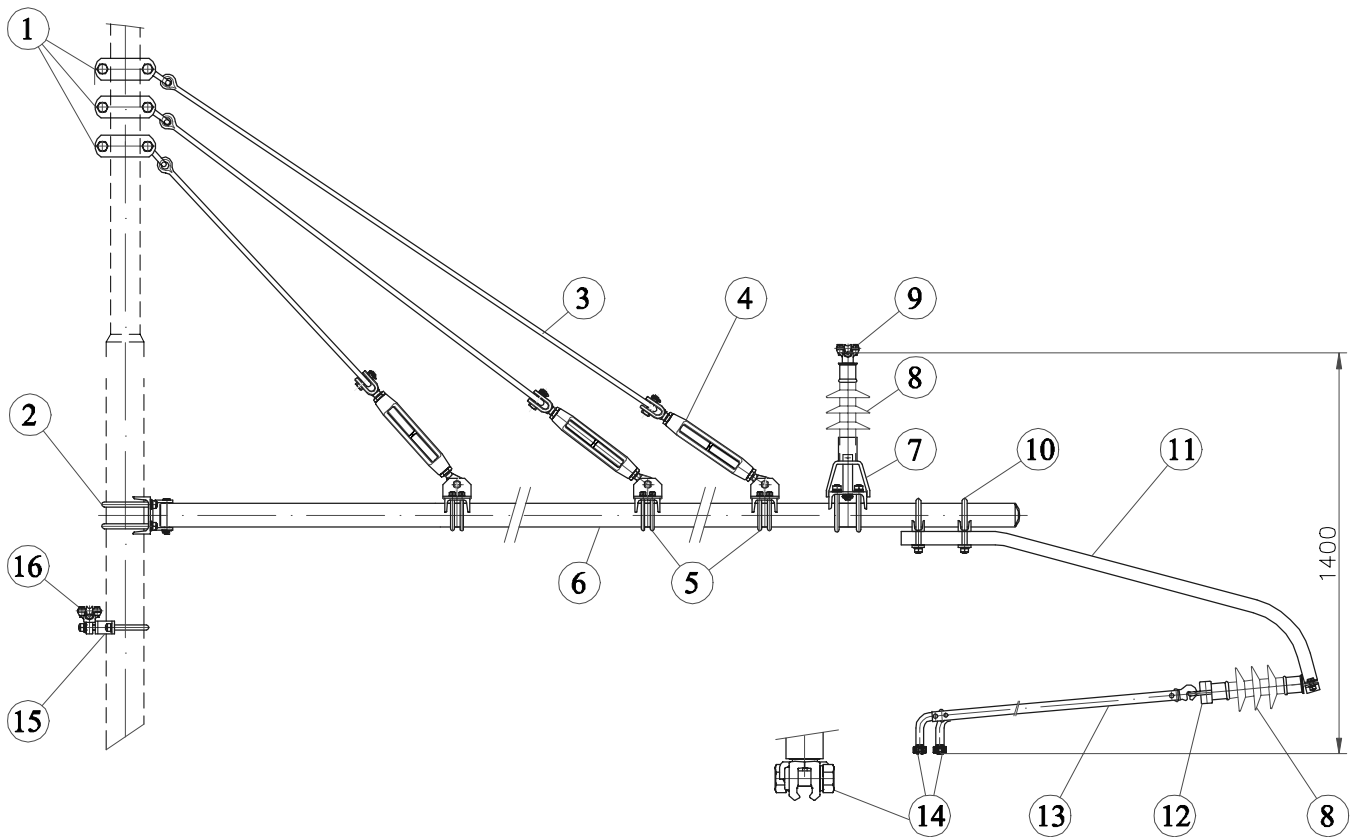
65.003.006



| Poz Item | Kom Pcs | Naziv sklopa Description | Kat.br. Cat.No. |
|-------------|------------|--|--------------------|
| 1 | 2 | Obujmica / Pipe clip | 65.100.100 |
| 2 | 1 | Pričvrtnik kosnika / Bracket fastener | 65.110.100 |
| 3 | 2 | Zatega kosnika / Bracket stay rod | 65.31.700 |
| 4 | 2 | Zatezač / Turnbuckle | 25.37.011 |
| 5 | 2 | Pričvrtnik zatege / Stay rod fastener | 65.110.300 |
| 6 | 1 | Kosnik / Bracket | 65.31.650 |
| 7 | 1 | Nosač izolatora / Insulator support | 65.31.400 |
| 8 | 2 | Silikonski izolator / Silicon insulator | |
| 9 | 1 | Stezaljka / Clamp | 65.32.300 |
| 10 | 1 | Pričvrtnik nosača izolatora / Insulator support fastener | 65.110.200 |
| 11 | 1 | Nosač izolatora / Insulator support | 65.31.500 |
| 12 | 1 | Nosač za dva poligonatora / Two steady arm fastener | 65.31.300 |
| 13 | 2 | Poligonator / Steady arm | 65.31.100 |
| 14 | 2 | Stezaljka kontaktnog vodiča / Contact wire swivel clip | 64.257.500P |
| 15 | 1 | Nosač stezaljke / Support | 65.110.500 |
| 16 | 1 | Stezaljka / Clamp | 65.32.100 |

**KONZOLA ZA VJEŠANJE JEDNOG KONTAKTNOG VODIČA PREKO TRI KOLOSJEKA
CATENERY SYSTEM SUPPORT THICK WALL FOR ONE C.W. OVER THREE TRACK**

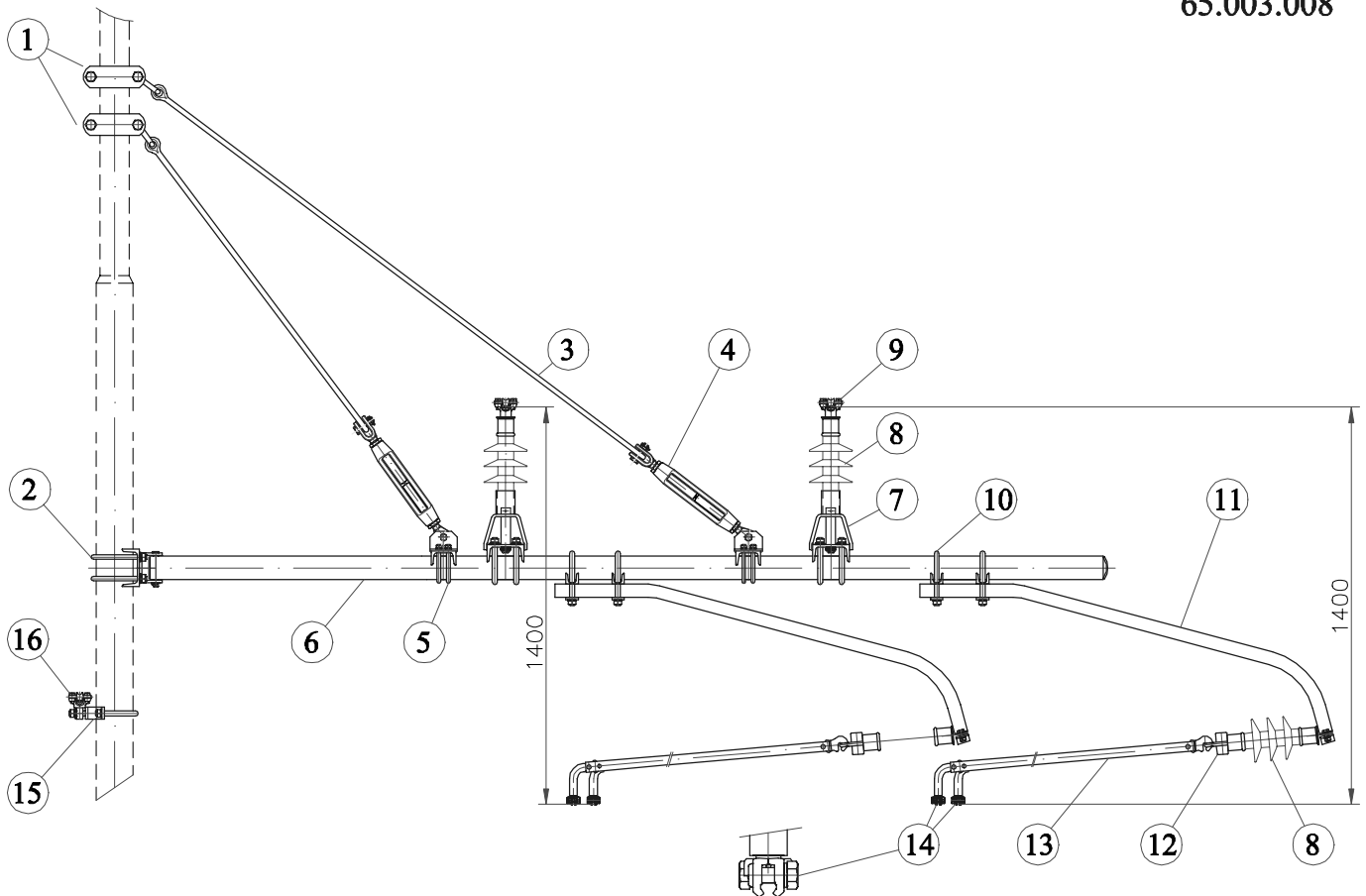
65.003.007



| Poz Item | Kom Pcs | Naziv sklopa Description | Kat.br. Cat.No. |
|-------------|------------|--|--------------------|
| 1 | 3 | Obujmica / Pipe clip | 65.100.100 |
| 2 | 1 | Pričvrtnik kosnika / Bracket fastener | 65.110.100 |
| 3 | 3 | Zatega kosnika / Bracket stay rod | 65.31.700 |
| 4 | 3 | Zatezač / Turnbuckle | 25.37.011 |
| 5 | 3 | Pričvrtnik zatege / Stay rod fastener | 65.110.300 |
| 6 | 1 | Kosnik / Bracket | 65.31.650 |
| 7 | 1 | Nosač izolatora / Insulator support | 65.31.400 |
| 8 | 2 | Silikonski izolator / Silicon insulator | |
| 9 | 1 | Stezaljka / Clamp | 65.32.300 |
| 10 | 2 | Pričvrtnik nosača izolatora / Insulator support fastener | 65.110.200 |
| 11 | 1 | Nosač izolatora / Insulator support | 65.31.500 |
| 12 | 1 | Nosač za dva poligonatora / Two steady arm fastener | 65.31.300 |
| 13 | 2 | Poligonator / Steady arm | 65.31.100 |
| 14 | 2 | Stezaljka kontaktnog vodiča / Contact wire swivel clip | 64.257.500P |
| 15 | 1 | Nosač stezaljke / Support | 65.110.500 |
| 16 | 1 | Stezaljka / Clamp | 65.32.100 |

KONZOLA ZA VJEŠANJE DVA KONTAKTNA VODIČA PREKO DVA KOLOSJEKA
CATENERY SYSTEM SUPPORT THICK WALL FOR TWO C.W. OVER TWO TRACKS

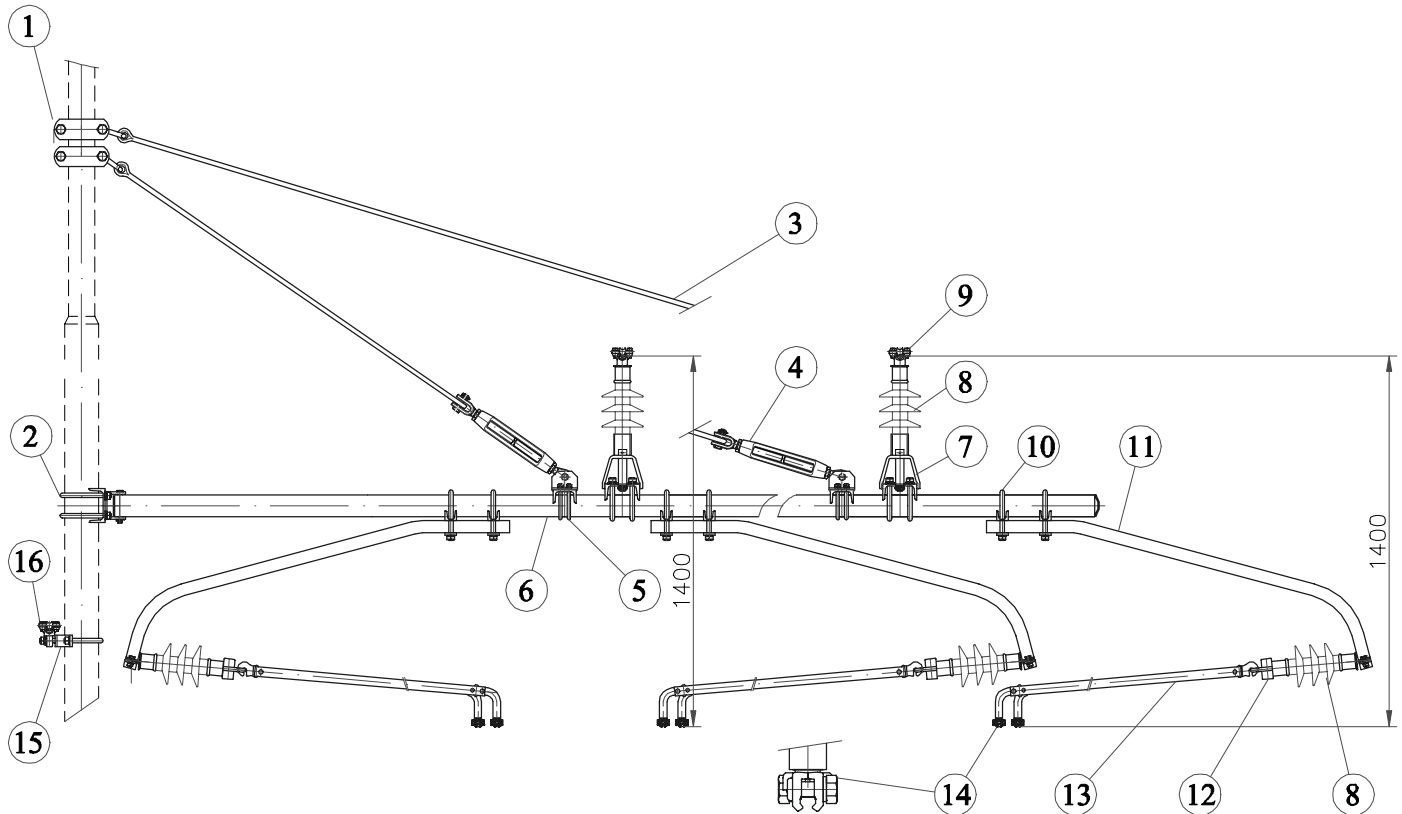
65.003.008



| Poz Item | Kom Pcs | Naziv sklopa Description | Kat.br. Cat.No. |
|-------------|------------|--|--------------------|
| 1 | 2 | Obujmica / Pipe clip | 65.100.100 |
| 2 | 1 | Pričvrtnik kosnika / Bracket fastener | 65.110.100 |
| 3 | 2 | Zatega kosnika / Bracket stay rod | 65.31.700 |
| 4 | 2 | Zatezač / Turnbuckle | 25.37.011 |
| 5 | 2 | Pričvrtnik zatege / Stay rod fastener | 65.110.300 |
| 6 | 1 | Kosnik / Bracket | 65.31.650 |
| 7 | 2 | Nosač izolatora / Insulator support | 65.31.400 |
| 8 | 4 | Silikonski izolator / Silicon insulator | |
| 9 | 2 | Stežaljka / Clamp | 65.32.300 |
| 10 | 4 | Pričvrtnik nosača izolatora / Insulator support fastener | 65.110.200 |
| 11 | 2 | Nosač izolatora / Insulator support | 65.31.500 |
| 12 | 2 | Nosač za dva poligonatora / Two steady arm fastener | 65.31.300 |
| 13 | 4 | Poligonator / Steady arm | 65.31.100 |
| 14 | 4 | Stežaljka kontaktnog vodiča / Contact wire swivel clip | 64.257.500P |
| 15 | 1 | Nosač stežaljke / Support | 65.110.500 |
| 16 | 1 | Stežaljka / Clamp | 65.32.100 |

**KONZOLA ZA VJEŠANJE TRI KONTAKTNA VODIČA PREKO DVA KOLOSJEKA
CATENERY SYSTEM SUPPORT THICK WALL FOR THREE C.W. OVER TWO TRACKS**

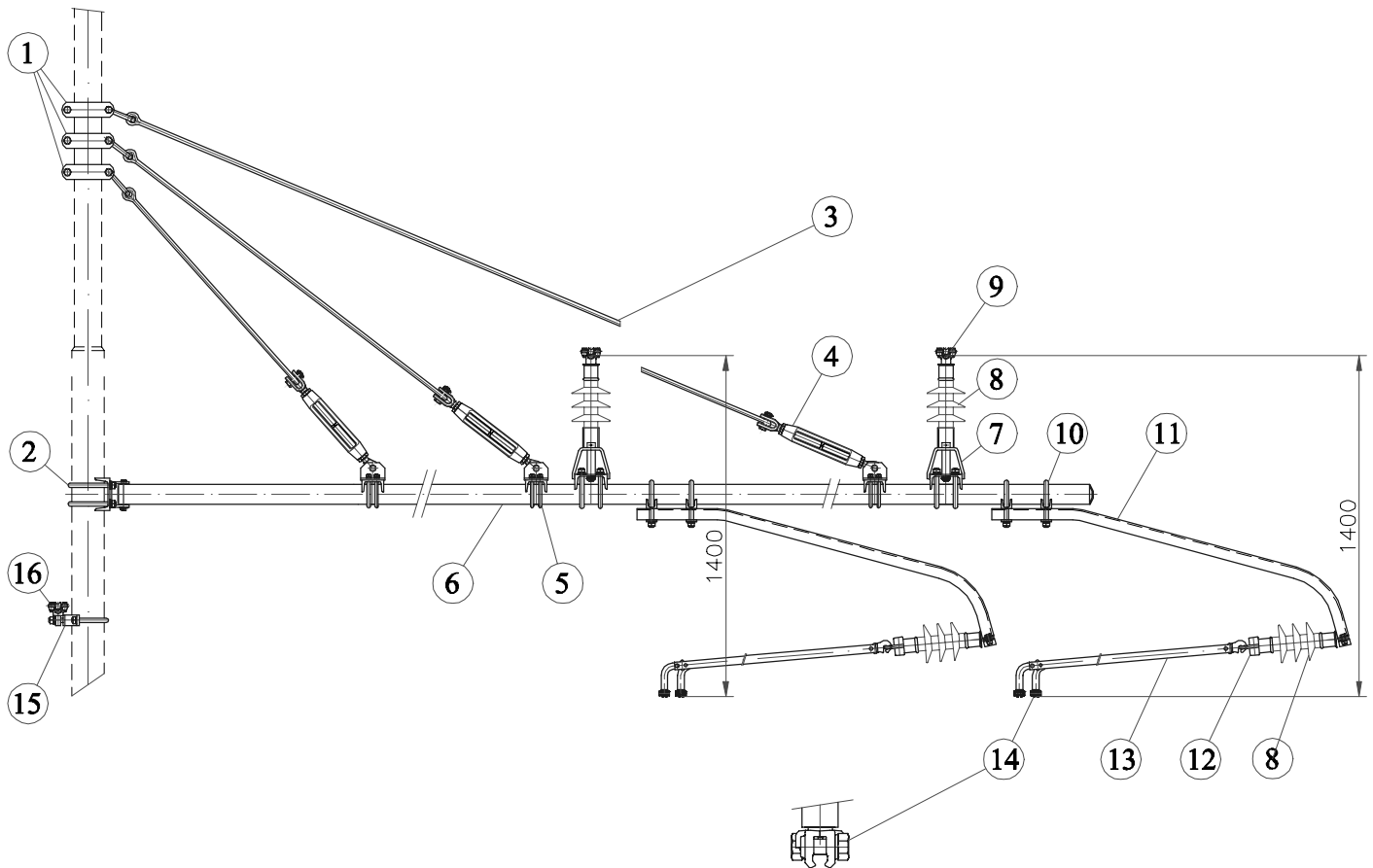
65.003.009



| Poz Item | Kom Pcs | Naziv sklopa Description | Kat.br. Cat.no. |
|-------------|------------|--|--------------------|
| 1 | 2 | Obujmica / Pipe clip | 65.100.100 |
| 2 | 1 | Pričvrtnik kosnika / Bracket fastener | 65.110.100 |
| 3 | 2 | Zatega kosnika / Bracket stay rod | 65.31.700 |
| 4 | 2 | Zatezač / Turnbuckle | 25.37.011 |
| 5 | 2 | Pričvrtnik zatege / Stay rod fastener | 65.110.300 |
| 6 | 1 | Kosnik / Bracket | 65.31.650 |
| 7 | 2 | Nosač izolatora / Insulator support | 65.31.400 |
| 8 | 5 | Silikonski izolator / Silicon insulator | |
| 9 | 2 | Stezaljka / Clamp | 65.32.300 |
| 10 | 6 | Pričvrtnik nosača izolatora / Insulator support fastener | 65.110.200 |
| 11 | 3 | Nosač izolatora / Insulator support | 65.31.500 |
| 12 | 3 | Nosač za dva poligonatora / Two steady arm fastener | 65.31.300 |
| 13 | 6 | Poligonator / Steady arm | 65.31.100 |
| 14 | 6 | Stezaljka kontaktnog vodiča / Contact wire swivel clip | 64.257.500P |
| 15 | 1 | Nosač stezaljke / Support | 65.110.500 |
| 16 | 1 | Stezaljka / Clamp | 65.32.100 |

KONZOLA ZA DVA KONTAKTNA VODIČA PREKO TRI KOLOSJKA
CATENERY SYSTEM SUPPORT THICK WALL FOR TWO C.W. OVER THREE TRACKS

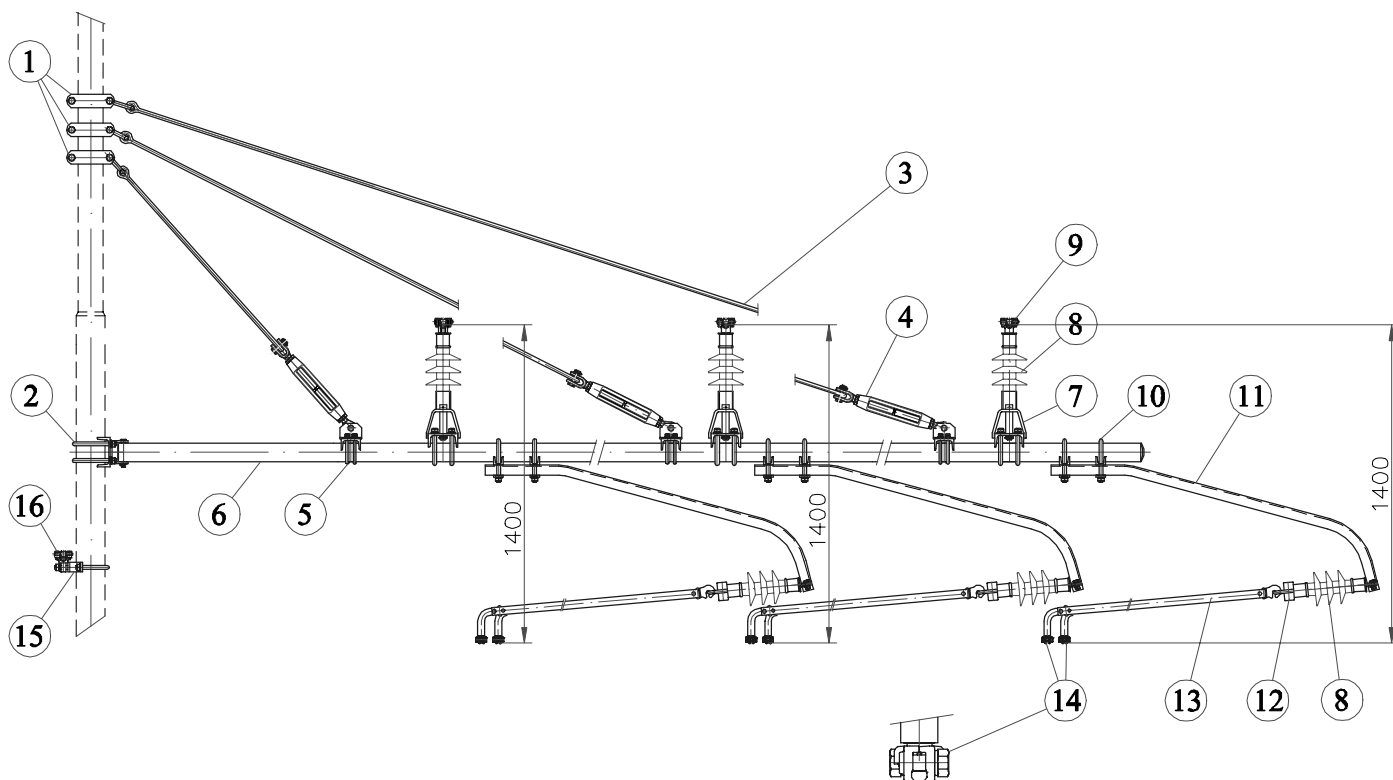
65.003.010



| Poz Item | Kom Pcs | Naziv sklopa Description | Kat.br. Cat.No. |
|-------------|------------|--|--------------------|
| 1 | 3 | Obujmica / Pipe clip | 65.100.100 |
| 2 | 1 | Pričvrtnik kosnika / Bracket fastener | 65.110.100 |
| 3 | 3 | Zatega kosnika / Bracket stay rod | 65.31.700 |
| 4 | 3 | Zatezač / Turnbuckle | 25.37.011 |
| 5 | 3 | Pričvrtnik zatege / Stay rod fastener | 65.110.300 |
| 6 | 1 | Kosnik / Bracket | 65.31.650 |
| 7 | 2 | Nosač izolatora / Insulator support | 65.31.400 |
| 8 | 4 | Silikonski izolator / Silicon insulator | |
| 9 | 2 | Stezaljka / Clamp | 65.32.300 |
| 10 | 4 | Pričvrtnik nosača izolatora / Insulator support fastener | 65.110.200 |
| 11 | 2 | Nosač izolatora / Insulator support | 65.31.500 |
| 12 | 2 | Nosač za dva poligonatora / Two steady arm fastener | 65.31.300 |
| 13 | 4 | Poligonator / Steady arm | 65.31.100 |
| 14 | 4 | Stezaljka kontaktnog vodiča / Contact wire swivel clip | 64.257.500P |
| 15 | 1 | Nosač stezaljke / Support | 65.110.500 |
| 16 | 1 | Stezaljka / Clamp | 65.32.100 |

KONZOLA ZA TRI KONTAKTNA VODIČA PREKO TRI KOLOSJEKA CATENERY SYSTEM SUPPORT THICK WALL FOR THREE C.W. OVER THREE TRACKS

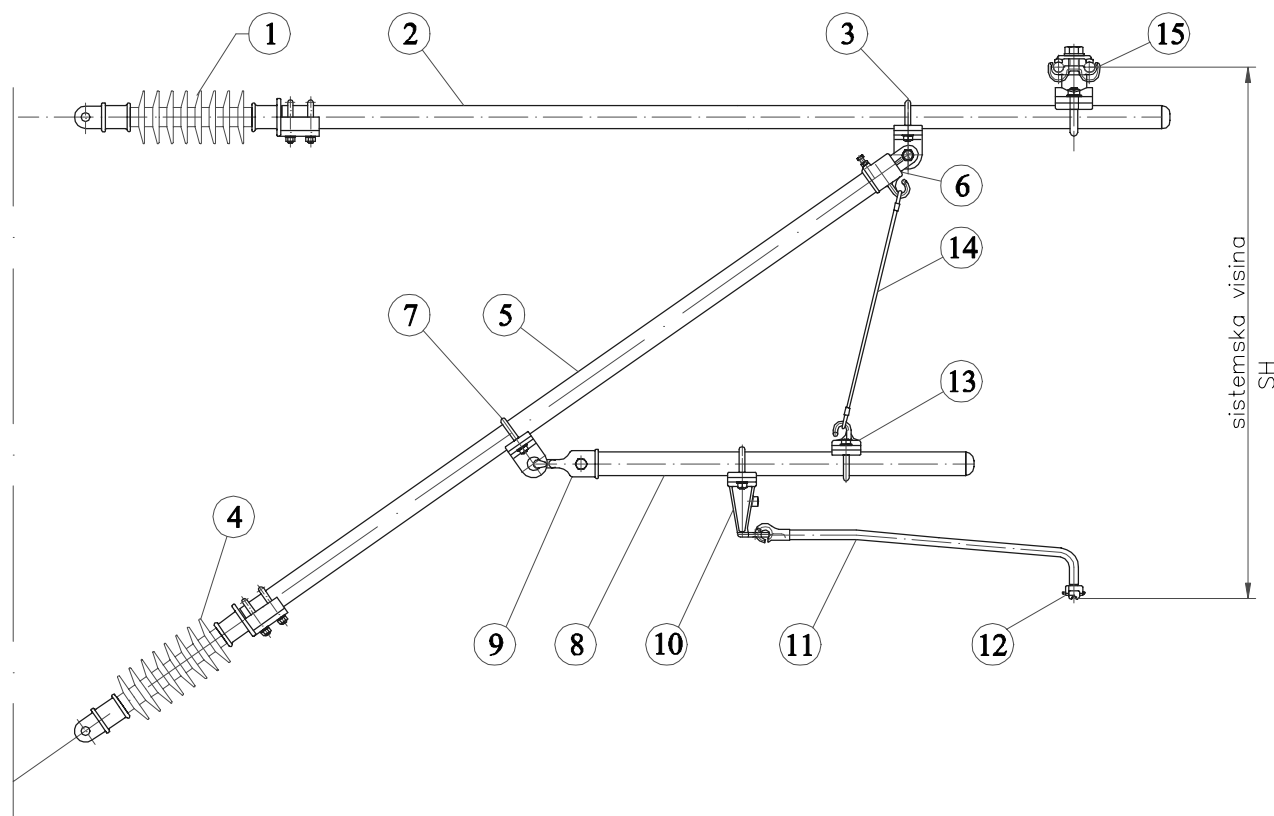
65.003.011



| Poz Item | Kom Pcs | Naziv sklopa Description | Kat.br. Cat.No. |
|-------------|------------|--|--------------------|
| 1 | 3 | Obujmica / Pipe clip | 65.100.100 |
| 2 | 1 | Pričvrtnik kosnika / Bracket fastener | 65.110.100 |
| 3 | 3 | Zatega kosnika / Bracket stay rod | 65.31.700 |
| 4 | 3 | Zatezač / Turnbuckle | 25.37.011 |
| 5 | 3 | Pričvrtnik zatege / Stay rod fastener | 65.110.300 |
| 6 | 1 | Kosnik / Bracket | 65.31.650 |
| 7 | 3 | Nosač izolatora / Insulator support | 65.31.400 |
| 8 | 6 | Silikonski izolator / Silicon insulator | |
| 9 | 3 | Stezaljka / Clamp | 65.32.300 |
| 10 | 6 | Pričvrtnik nosača izolatora / Insulator support fastener | 65.110.200 |
| 11 | 3 | Nosač izolatora / Insulator support | 65.31.500 |
| 12 | 3 | Nosač za dva poligonatora / Two steady arm fastener | 65.31.300 |
| 13 | 6 | Poligonator / Steady arm | 65.31.100 |
| 14 | 6 | Stezaljka kontaktnog vodiča / Contact wire swivel clip | 64.257.500P |
| 15 | 1 | Nosač stezaljke / Support | 65.110.500 |
| 16 | 1 | Stezaljka / Clamp | 65.32.100 |

ALUMINIJSKA KONZOLA TIP 01
TENSION ALUMINIUM CANTILEVER ASSEMBLY

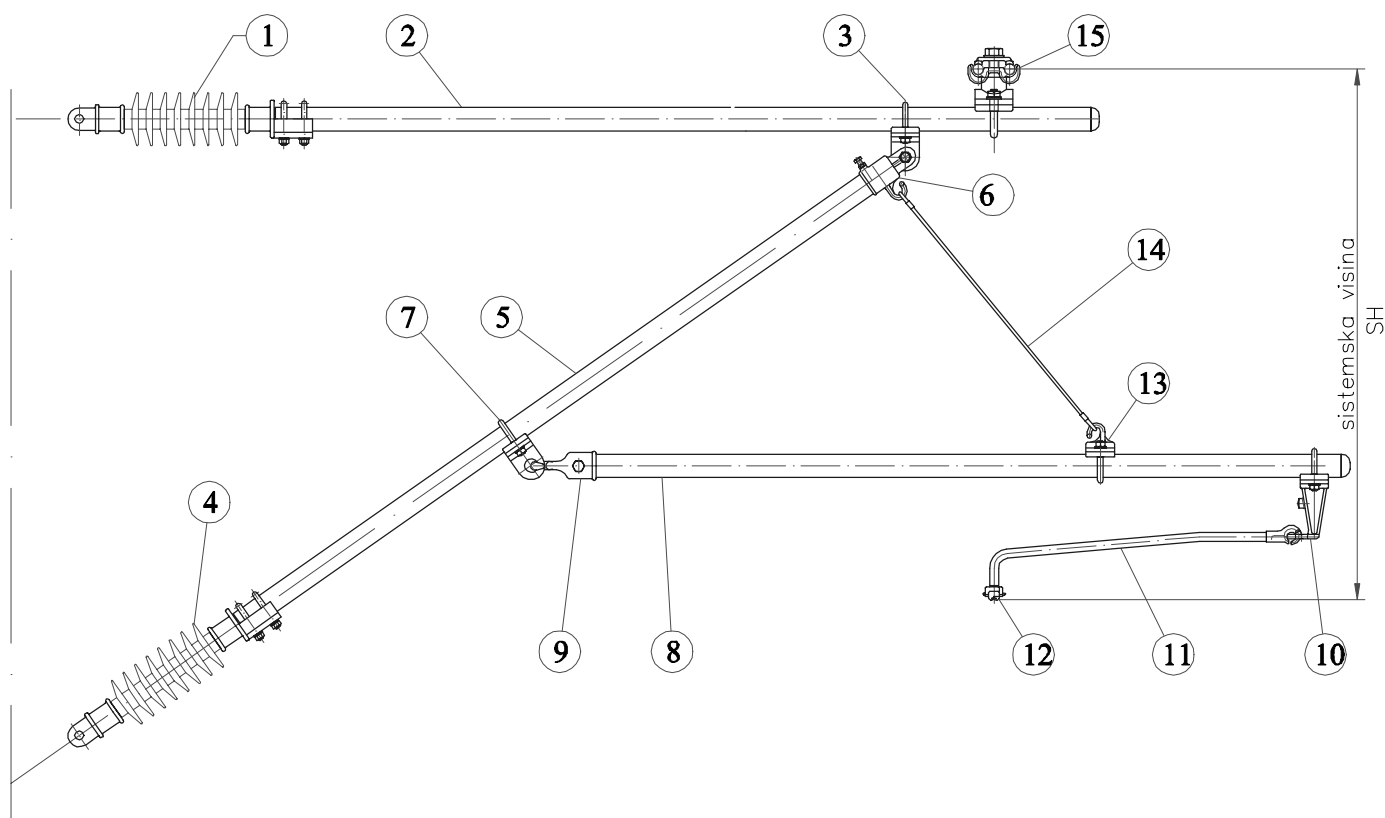
64.002.001A



| Poz Item | Kom Pcs | Naziv sklopa Description | Kat.br. Cat.No. |
|-------------|------------|--|--------------------|
| 1 | 1 | Izolator potpore / Support insulator | |
| 2 | 1 | Cijev Ø55x6 / Tube Ø55x6 | 65.10.100 |
| 3 | 2 | Stezaljka s očkom / Eye clamp | 65.19.300 |
| 4 | 1 | Izolator kosnika / Insulator | |
| 5 | 1 | Kosnik konzole Ø55x6 / Strut tube Ø55x6 | 65.10.100 |
| 6 | 1 | Vilica za cijev / Clevis end fitting | 65.19.850 |
| 7 | 1 | Stezaljka s očkom / Eye clamp for registration tube | 65.19.200 |
| 8 | 1 | Nosač poligonatora Ø55x6 / Register arm tube Ø55x6 | 65.31.650 |
| 9 | 1 | Kuka za cijev / Hook end fitting | 65.19.900 |
| 10 | 1 | Držač poligonatora Ø55 / Drop bracket for tube Ø55 | 65.19.500 |
| 11 | 1 | Poligonator / Steady arm rod | 65.31.100 |
| 12 | 2 | Stezaljka kontaktnog vodiča za poligonator / Contact wire clip | 64.257.500P |
| 13 | 1 | Stezaljka s kukom / Wire hook clamp | 65.32.300 |
| 14 | 1 | Uže vješaljke / Dropper wire | |
| 15 | 1 | Stezaljka za NU / Catenary clamp | 65.26.700 |

ALUMINIJSKA KONZOLA TIP 02
COMPRESSION ALUMINIUM CANTILEVER ASSEMBLY

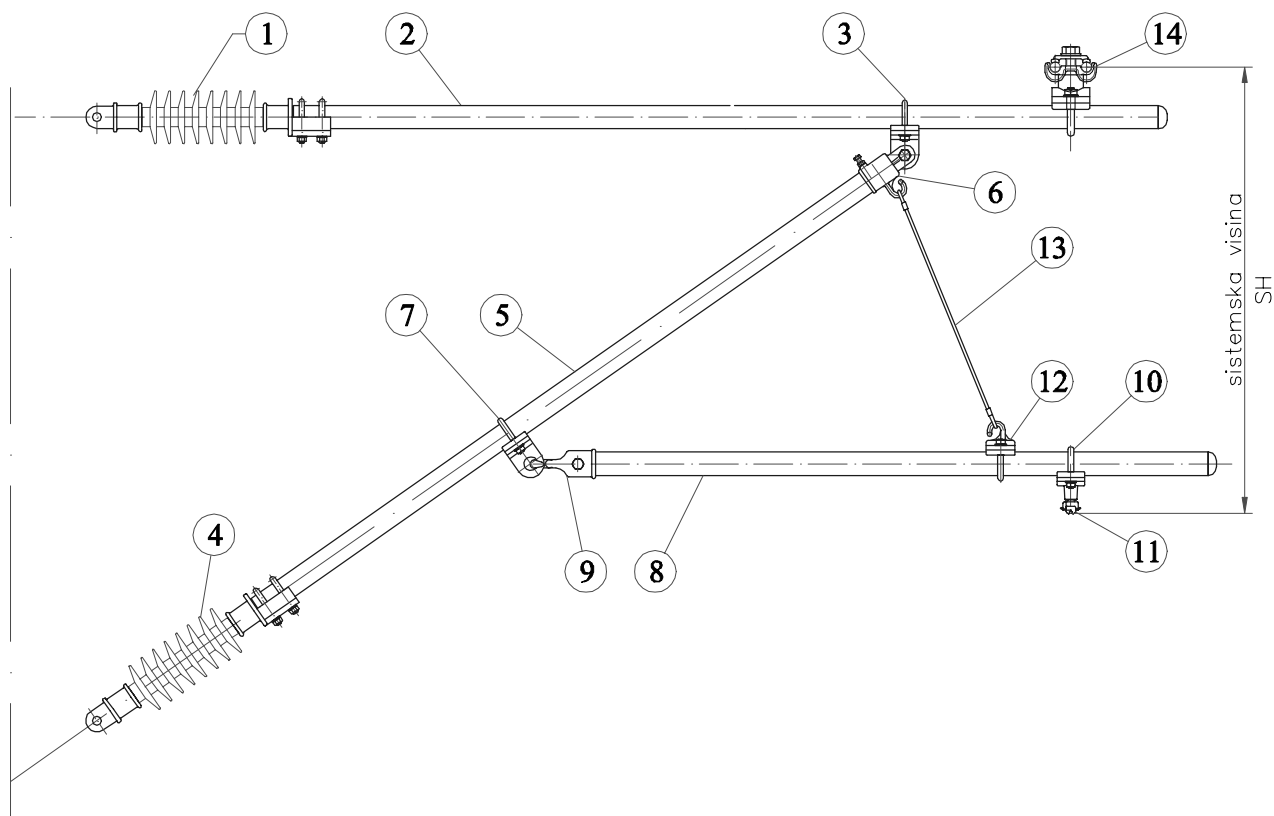
64.002.002A



| Poz Item | Kom Pcs | Naziv sklopa Description | Kat.br. Cat.No. |
|-------------|------------|--|--------------------|
| 1 | 1 | Izolator potpore / Support insulator | |
| 2 | 1 | Cijev Ø55x6 / Tube Ø55x6 | 65.10.100 |
| 3 | 1 | Stezaljka s očkom / Eye clamp | 65.19.300 |
| 4 | 1 | Izolator kosnika / Insulator | |
| 5 | 1 | Kosnik konzole Ø55x6 / Strut tube Ø55x6 | 65.10.100 |
| 6 | 1 | Vilica za cijev / Clevis end fitting | 65.19.850 |
| 7 | 1 | Stezaljka s očkom / Eye clamp for registration tube | 65.19.200 |
| 8 | 1 | Nosač poligonatora Ø55x6 / Register arm tube Ø55x6 | 65.31.650 |
| 9 | 1 | Kuka za cijev / Hook end fitting | 65.19.900 |
| 10 | 1 | Držač poligonatora Ø55 / Drop bracket for tube Ø55 | 65.19.500 |
| 11 | 1 | Poligonator / Steady arm rod | 65.31.100 |
| 12 | 1 | Stezaljka kontaktnog vodiča za poligonator / Contact wire clip | 64.257.500P |
| 13 | 1 | Stezaljka s kukom / Wire hook clamp | 65.32.300 |
| 14 | 1 | Uže vješaljke / Dropper wire | |
| 15 | 1 | Stezaljka za NU / Catenary clamp | 65.26.700 |

ALUMINIJSKA KONZOLA NEAKTIVNOG VODA TIP 03
ALUMINIUM CANTILEVER ASSEMBLY FOR NONACTIV LINE TYPE 03

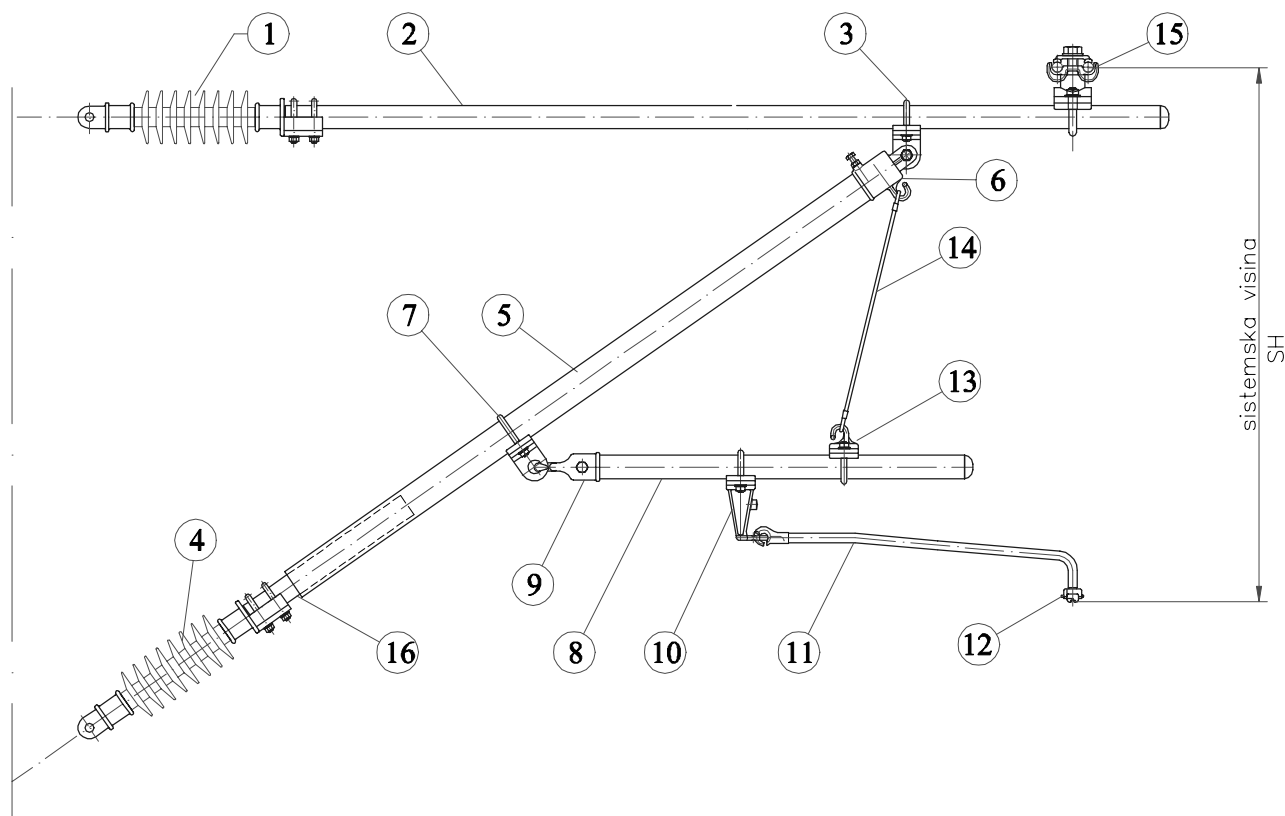
64.002.005A



| Poz Item | Kom Pcs | Naziv sklopa Description | Kat.br. Cat.No. |
|-------------|------------|---|--------------------|
| 1 | 2 | Izolator potpore / Support insulator | |
| 2 | 1 | Cijev Ø55x6 / Tube Ø55x6 | 65.10.100 |
| 3 | 2 | Stezaljka s očkom / Eye clamp | 65.19.300 |
| 4 | 1 | Izolator kosnika / Insulator | |
| 5 | 1 | Kosnik konzole Ø55x6 / Strut tube Ø55x6 | 65.10.100 |
| 6 | 1 | Vilica za cijev / Clevis end fitting | 65.19.850 |
| 7 | 1 | Stezaljka s očkom / Eye clamp for registration tube | 65.19.200 |
| 8 | 1 | Nosač poligonatora Ø55x6 / Register arm tube Ø55x6 | 65.31.650 |
| 9 | 1 | Kuka za cijev / Hook end fitting | 65.19.900 |
| 10 | 2 | Nosač stezaljke neaktivnog KP / Clamp support for nonactiv C.W. | 65.19.100 |
| 11 | 1 | Stezaljka kontaktnog vodiča za poligonator / Contact wire clip | 64.257.500P |
| 9 | 1 | Stezaljka s kukom / Wire hook clamp | 65.32.300 |
| 10 | 2 | Uže vješaljke / Dropper wire | |
| 11 | 1 | Stezaljka za NU / Catenary clamp | 65.26.700 |

ALUMINIJSKA KONZOLA TIP 01
TENSION ALUMINIUM CANTILEVER ASSEMBLY

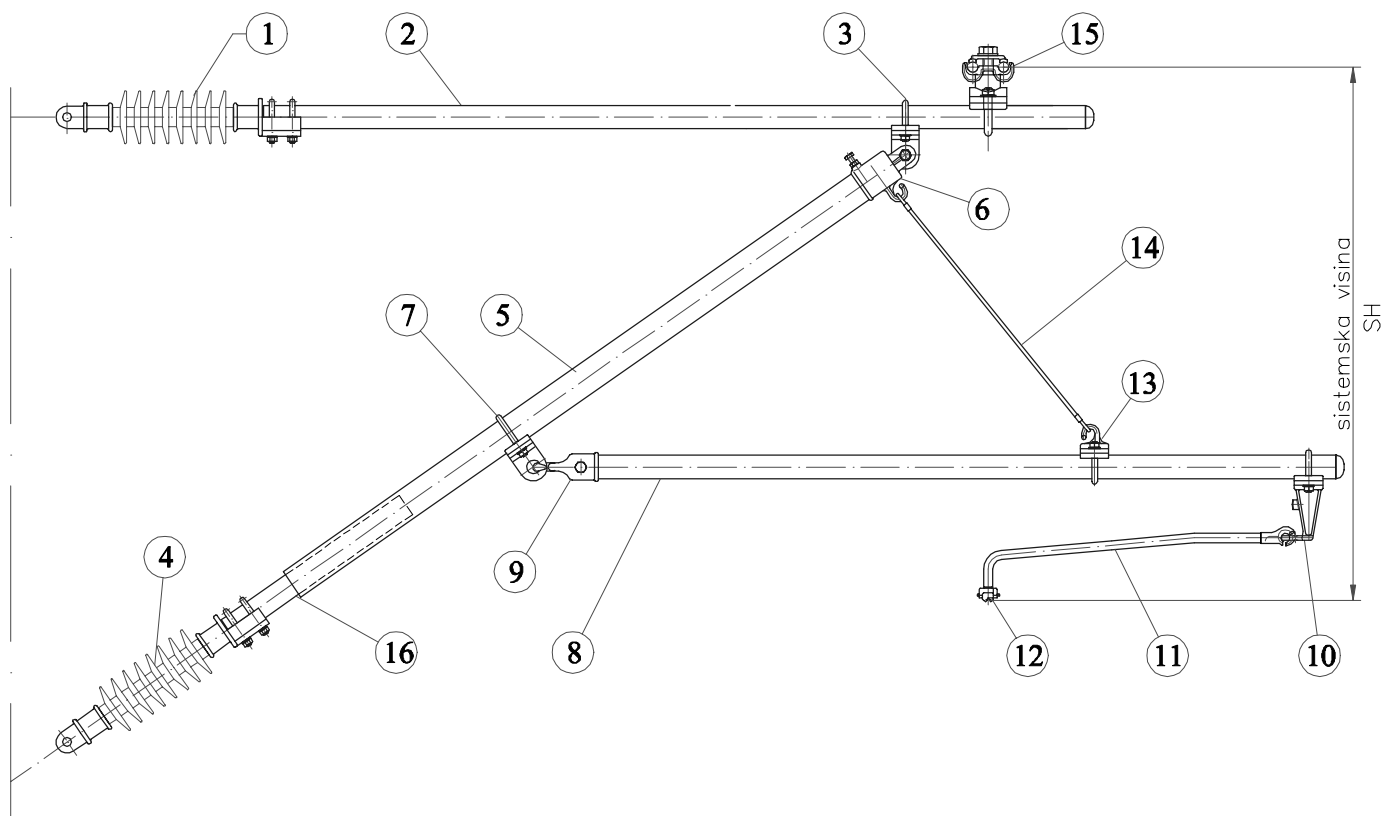
64.002.003A



| Poz Item | Kom Pcs | Naziv sklopa Description | Kat.br. Cat.No. |
|-------------|------------|--|--------------------|
| 1 | 2 | Izolator potpore / Support insulator | |
| 2 | 1 | Cijev Ø55x6 / Tube Ø55x6 | 65.10.100 |
| 3 | 1 | Stežaljka s očkom / Eye clamp | 65.19.300 |
| 4 | 1 | Izolator kosnika / Insulator | |
| 5 | 1 | Kosnik konzole Ø70x6 / Strut tube Ø70x6 | 65.10.200 |
| 6 | 1 | Vilica za cijev / Clevis end fitting | 65.19.850 |
| 7 | 1 | Stežaljka s očkom / Eye clamp for registration tube | 65.19.200 |
| 8 | 1 | Nosač poligonatora Ø55x6 / Register arm tube Ø55x6 | 65.31.650 |
| 9 | 1 | Kuka za cijev / Hook end fitting | 65.19.900 |
| 10 | 1 | Držač poligonatora Ø55 / Drop bracket for tube Ø55 | 65.19.500 |
| 11 | 1 | Poligonator / Steady arm rod | 65.31.100 |
| 12 | 1 | Stežaljka kontaktnog vodiča za poligonator / Contact wire clip | 64.257.500P |
| 13 | 1 | Stežaljka s kukom / Wire hook clamp | 65.32.300 |
| 14 | 1 | Uže vješaljke / Dropper wire | |
| 15 | 1 | Stežaljka za NU / Catenary clamp | 65.26.700 |
| 16 | 1 | Adapter za cijev Ø70 / Adapter for Ø70 tube | 65.26.800 |

ALUMINIJSKA KONZOLA TIP 02
COMPRESSION ALUMINIUM CANTILEVER ASSEMBLY

64.002.003A

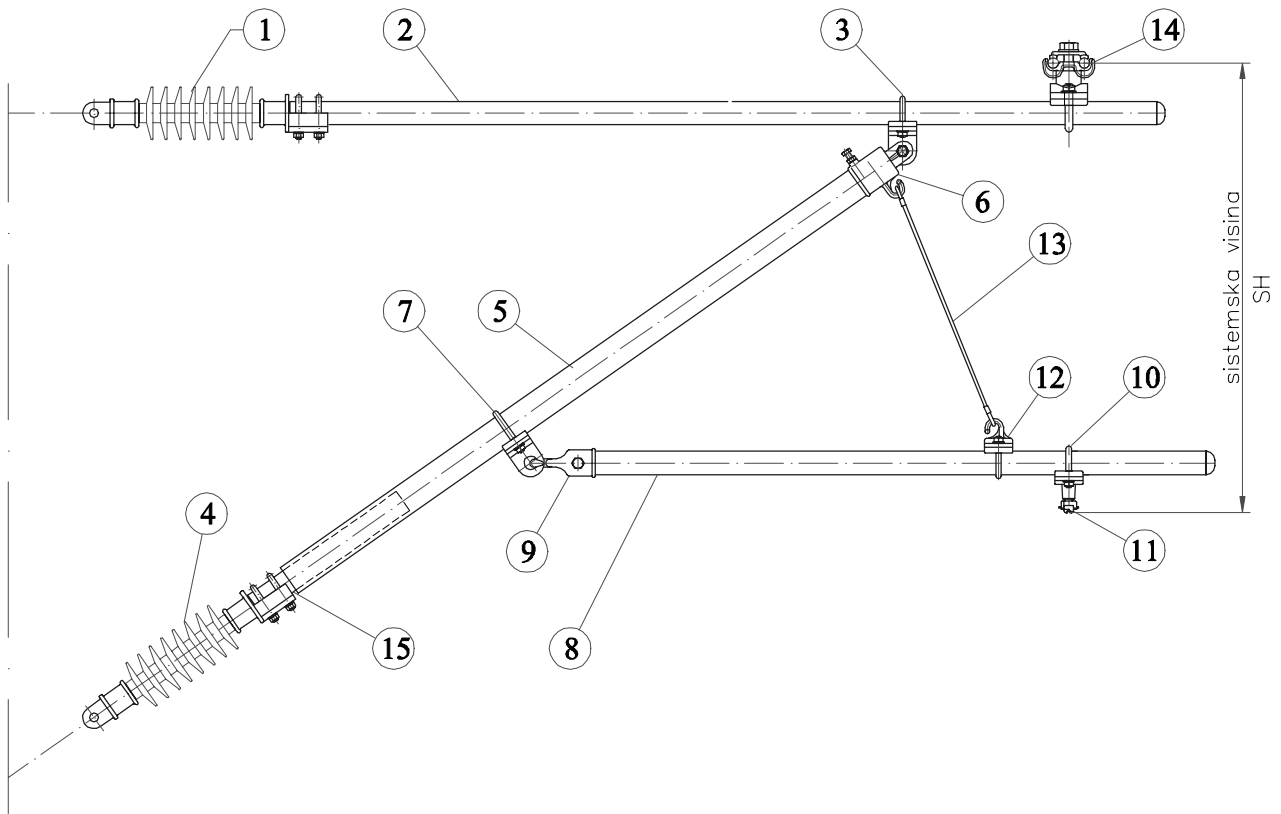


| Poz Item | Kom Pcs | Naziv sklopa Description | Kat.br. Cat.No. |
|-------------|------------|--|--------------------|
| 1 | 2 | Izolator potpore / Support insulator | |
| 2 | 1 | Cijev Ø55x6 / Tube Ø55x6 | 65.10.100 |
| 3 | 1 | Stezaljka s očkom / Eye clamp | 65.19.300 |
| 4 | 1 | Izolator kosnika / Insulator | |
| 5 | 1 | Kosnik konzole Ø70x6 / Strut tube Ø70x6 | 65.10.200 |
| 6 | 1 | Vilica za cijev / Clevis end fitting | 65.19.850 |
| 7 | 1 | Stezaljka s očkom / Eye clamp for registration tube | 65.19.200 |
| 8 | 1 | Nosač poligonatora Ø55x6 / Register arm tube Ø55x6 | 65.31.650 |
| 9 | 1 | Kuka za cijev / Hook end fitting | 65.19.900 |
| 10 | 1 | Držać poligonatora Ø55 / Drop bracket for tube Ø55 | 65.19.500 |
| 11 | 1 | Poligonator / Steady arm rod | 65.31.100 |
| 12 | 1 | Stezaljka kontaktnog vodiča za poligonator / Contact wire clip | 64.257.500P |
| 13 | 1 | Stezaljka s kukom / Wire hook clamp | 65.32.300 |
| 14 | 1 | Uže vješaljke / Dropper wire | |
| 15 | 1 | Stezaljka za NU / Catenary clamp | 65.26.700 |
| 16 | 1 | Adapter za cijev Ø70 / Adapter for Ø70 tube | 65.26.800 |

ALUMINIJSKA KONZOLA NEAKTIVNOG VODA TIP 03

ALUMINIUM CANTILEVER ASSEMBLY FOR NONACTIV LINE TYPE 03

64.002.006A

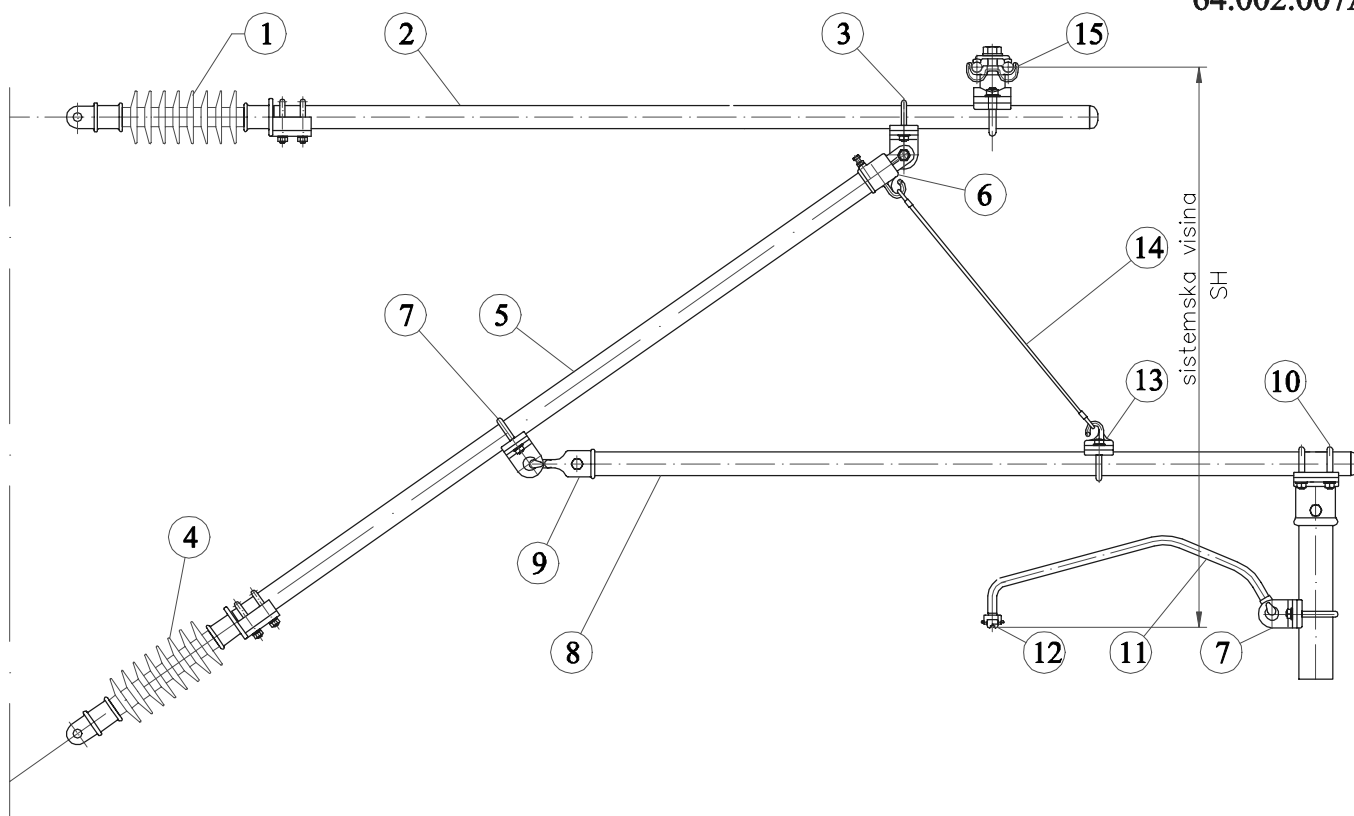


| Poz Item | Kom Pcs | Naziv sklopa Description | Kat.br. Cat.No. |
|-------------|------------|---|--------------------|
| 1 | 1 | Izolator potpore / Support insulator | |
| 2 | 1 | Cijev Ø55x6 / Tube Ø55x6 | 65.10.100 |
| 3 | 1 | Stezaljka s očkom / Eye clamp | 65.19.300 |
| 4 | 1 | Izolator kosnika / Insulator | |
| 5 | 1 | Kosnik konzole Ø70x6 / Strut tube Ø70x6 | 65.10.200 |
| 6 | 1 | Vilica za cijev / Clevis end fitting | 65.19.850 |
| 7 | 1 | Stezaljka s očkom / Eye clamp for registration tube | 65.19.200 |
| 8 | 1 | Nosač poligonatora Ø55x6 / Register arm tube Ø55x6 | 65.31.650 |
| 9 | 1 | Kuka za cijev / Hook end fitting | 65.19.900 |
| 10 | 1 | Nosač stezaljke neaktivnog KP / Clamp support for nonactiv C.W. | 65.19.100 |
| 11 | 1 | Stezaljka kontaktnog vodiča za poligonator / Contact wire clip | 64.257.500P |
| 12 | 1 | Stezaljka s kukom / Wire hook clamp | 65.32.300 |
| 13 | 1 | Uže vješaljke / Dropper wire | |
| 14 | 1 | Stezaljka za NU / Catenary clamp | 65.26.700 |
| 15 | 1 | Adapter za cijev Ø70 / Adapter for Ø70 tube | 65.26.800 |

ALUMINIJSKA KONZOLA SA ZAKRIVLJENIM POLIGONATOROM TIP 02

COMPRESSION ALUMINIUM CANTILEVER ASSEMBLY WITH CURVED STEADY ARM

64.002.007A

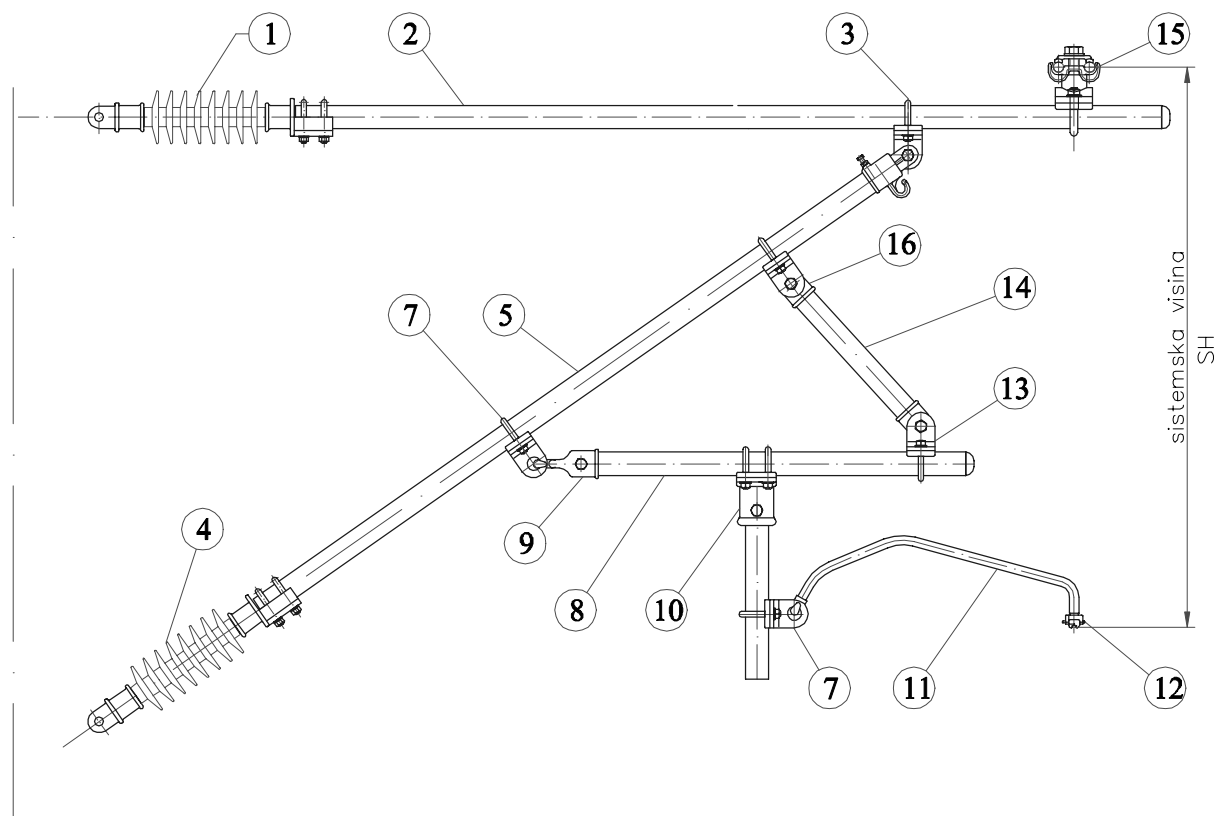


| Poz Item | Kom Pcs | Naziv sklopa Description | Kat.br. Cat.No. |
|-------------|------------|---|--------------------|
| 1 | 1 | Izolator potpore / Support insulator | |
| 2 | 1 | Cijev Ø55x6 / Tube Ø55x6 | 65.10.100 |
| 3 | 2 | Stezaljka s očkom / Eye clamp | 65.19.300 |
| 4 | 1 | Izolator kosnika / Insulator | |
| 5 | 1 | Kosnik konzole Ø55x6 / Strut tube Ø55x6 | 65.10.100 |
| 6 | 1 | Vilica za cijev / Clevis end fitting | 65.19.850 |
| 7 | 1 | Stezaljka s očkom / Eye clamp for registration tube | 65.19.200 |
| 8 | 1 | Nosač poligonatora Ø55x6 / Register arm tube Ø55x6 | 65.31.650 |
| 9 | 1 | Kuka za cijev / Hook end fitting | 65.19.900 |
| 10 | 2 | Držač zakrivljenog poligonatora / Drop tube holders for curved steady arm | 65.20.100 |
| 11 | 1 | Zakrivljeni poligonator / Curved steady arm rod | 65.31.150 |
| 12 | 1 | Stezaljka kontaktnog vodiča za poligonator / Contact wire clip | 64.257.500P |
| 13 | 1 | Stezaljka s kukom / Wire hook clamp | 65.32.300 |
| 14 | 1 | Uže vješaljke / Dropper wire | |
| 15 | 1 | Stezaljka za NU / Catenary clamp | 65.26.700 |

ALUMINIJSKA KONZOLA SA ZAKRIVLJENIM POLIGONATOROM TIP 01

TENSION ALUMINIUM CANTILEVER ASSEMBLY WITH CURVED STEADY ARM

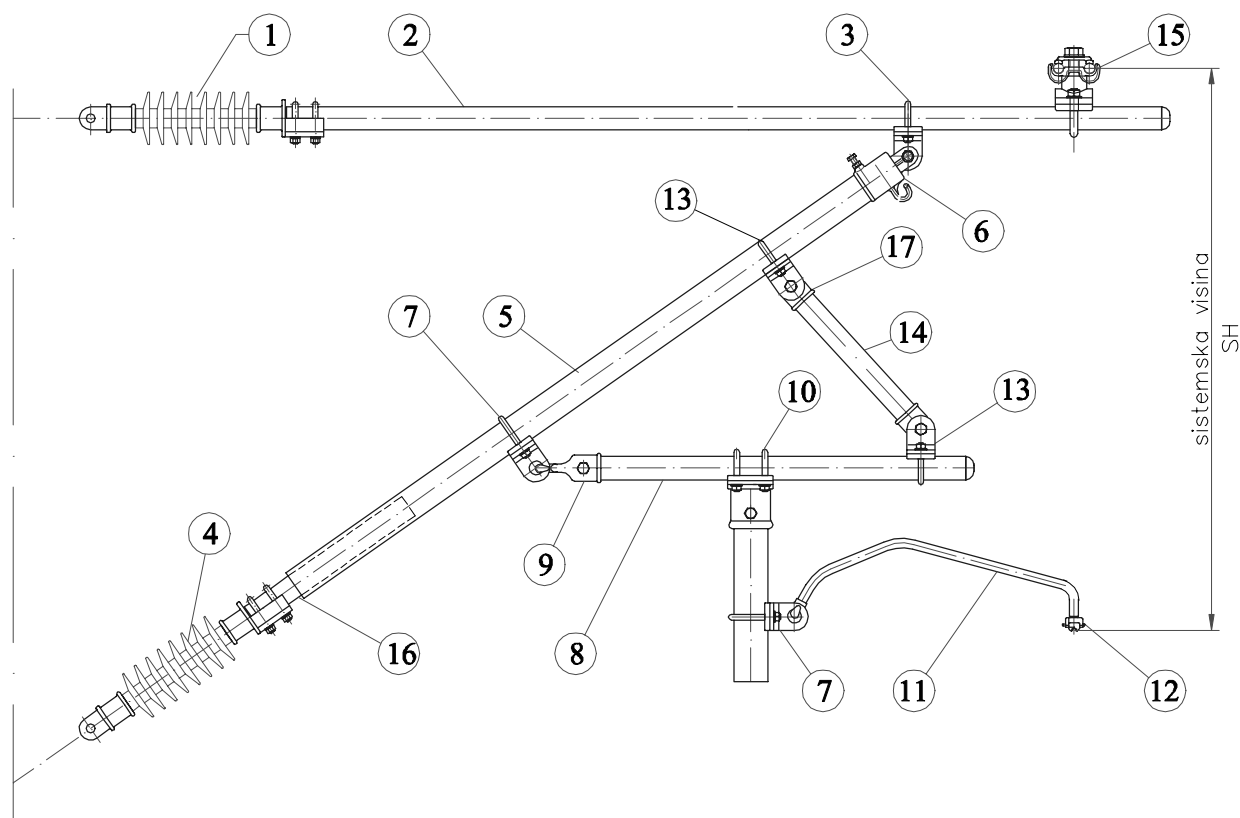
64.002.008A



| Poz Item | Kom Pcs | Naziv sklopa Description | Kat.br. Cat.No. |
|-------------|------------|---|--------------------|
| 1 | 1 | Izolator potpore / Support insulator | |
| 2 | 1 | Cijev Ø55x6 / Tube Ø55x6 | 65.10.100 |
| 3 | 2 | Stezaljka s očkom / Eye clamp | 65.19.300 |
| 4 | 1 | Izolator kosnika / Insulator | |
| 5 | 1 | Kosnik konzole Ø55x6 / Strut tube Ø55x6 | 65.10.100 |
| 6 | 1 | Vilica za cijev / Clevis end fitting | 65.19.850 |
| 7 | 2 | Stezaljka s očkom / Eye clamp for registration tube | 65.19.200 |
| 8 | 1 | Nosač poligonatora Ø55x6 / Register arm tube Ø55x6 | 65.31.650 |
| 9 | 1 | Kuka za cijev / Hook end fitting | 65.19.900 |
| 10 | 2 | Držač zakrivljenog poligonatora / Drop tube holders for curved steady arm | 65.20.100 |
| 11 | 2 | Zakrivljeni poligonator / Curved steady arm rod | 65.31.150 |
| 12 | 2 | Stezaljka kontaktnog vodiča za poligonator / Contact wire clip | 64.257.500P |
| 13 | 2 | Stezaljka s kukom / Wire hook clamp | 65.32.300 |
| 14 | 1 | Cijev Ø42 / Tube Ø42 | 65.10.300 |
| 15 | 2 | Stezaljka za NU / Catenary clamp | 65.26.700 |
| 16 | 2 | Očka za cijev / Eye end fitting | 65.18.100 |

ALUMINIJSKA KONZOLA SA ZAKRIVLJENIM POLIGONATOROM TIP 01
TENSION ALUMINIUM CANTILEVER ASSEMBLY WITH CURVED STEADY ARM

64.002.009A

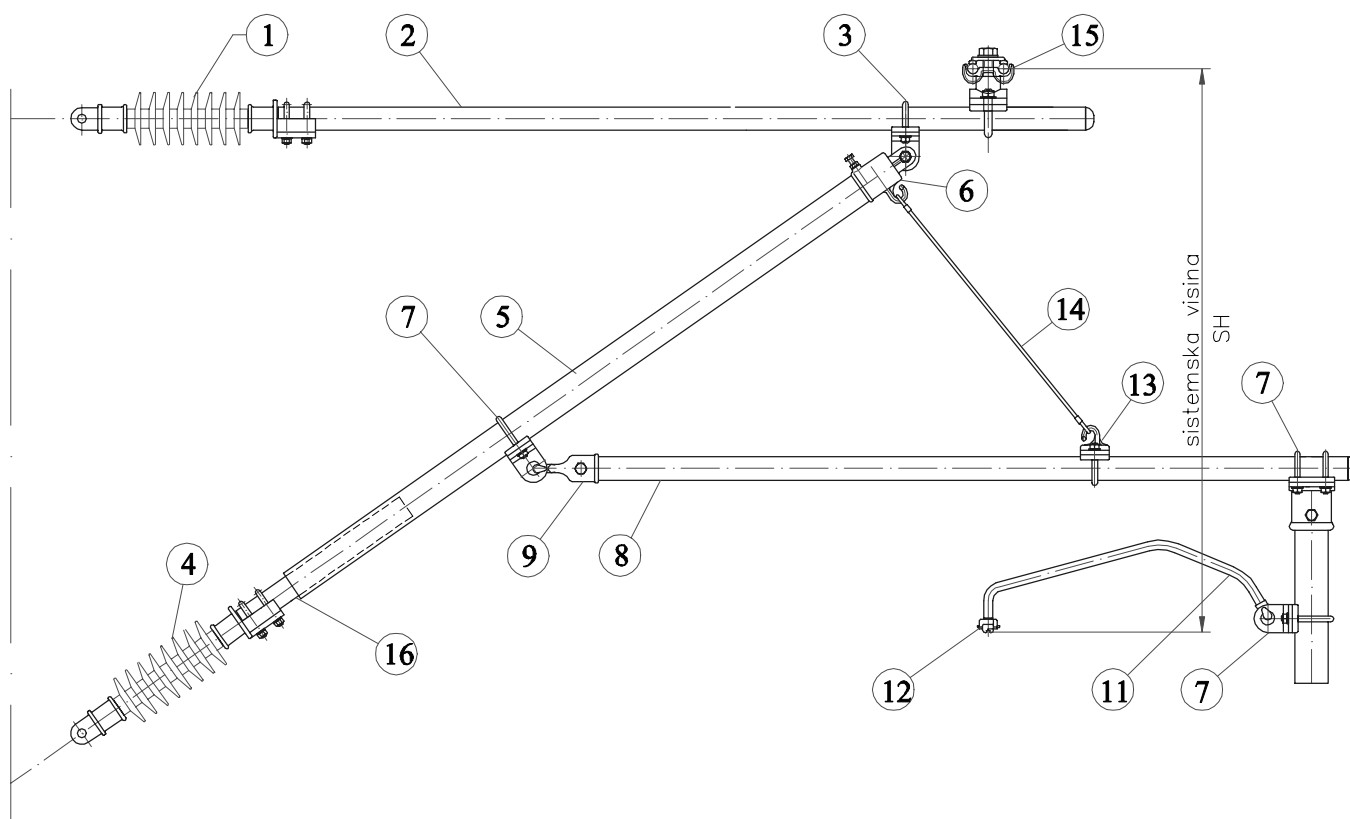


| Poz Item | Kom Pcs | Naziv sklopa Description | Kat.br. Cat.No. |
|-------------|------------|---|--------------------|
| 1 | 1 | Izolator potpore / Support insulator | |
| 2 | 1 | Cijev Ø55x6 / Tube Ø55x6 | 65.10.100 |
| 3 | 1 | Stezaljka s očkom / Eye clamp | 65.19.300 |
| 4 | 1 | Izolator kosnika / Insulator | |
| 5 | 1 | Kosnik konzole Ø70x6 / Strut tube Ø70x6 | 65.10.200 |
| 6 | 1 | Vilica za cijev / Clevis end fitting | 65.19.850 |
| 7 | 2 | Stezaljka s očkom / Eye clamp for registration tube | 65.19.200 |
| 8 | 1 | Nosač poligonatora Ø55x6 / Register arm tube Ø55x6 | 65.31.650 |
| 9 | 1 | Kuka za cijev / Hook end fitting | 65.19.900 |
| 10 | 1 | Držač zakrivljenog poligonatora / Drop tube holders for curved steady arm | 65.19.500 |
| 11 | 1 | Zakrivljeni poligonator / Curved steady arm rod | 65.31.150 |
| 12 | 1 | Stezaljka kontaktnog vodiča za poligonator / Contact wire clip | 64.257.500P |
| 13 | 1 | Stezaljka s vilicom / Clevis clamp | 65.20.200 |
| 14 | 1 | Cijev Ø42 / Tube Ø42 | 65.10.300 |
| 15 | 1 | Stezaljka za NU / Catenary clamp | 65.26.700 |
| 16 | 1 | Adapter za cijev Ø70 / Adapter for Ø70 tube | 65.26.800 |
| 17 | 1 | Očka za cijev / Eye end fitting | 65.18.100 |

ALUMINIJSKA KONZOLA SA ZAKRIVLJENIM POLIGONATOROM TIP 02

COMPRESSION ALUMINIUM CANTILEVER ASSEMBLY WITH CURVED STEADY ARM

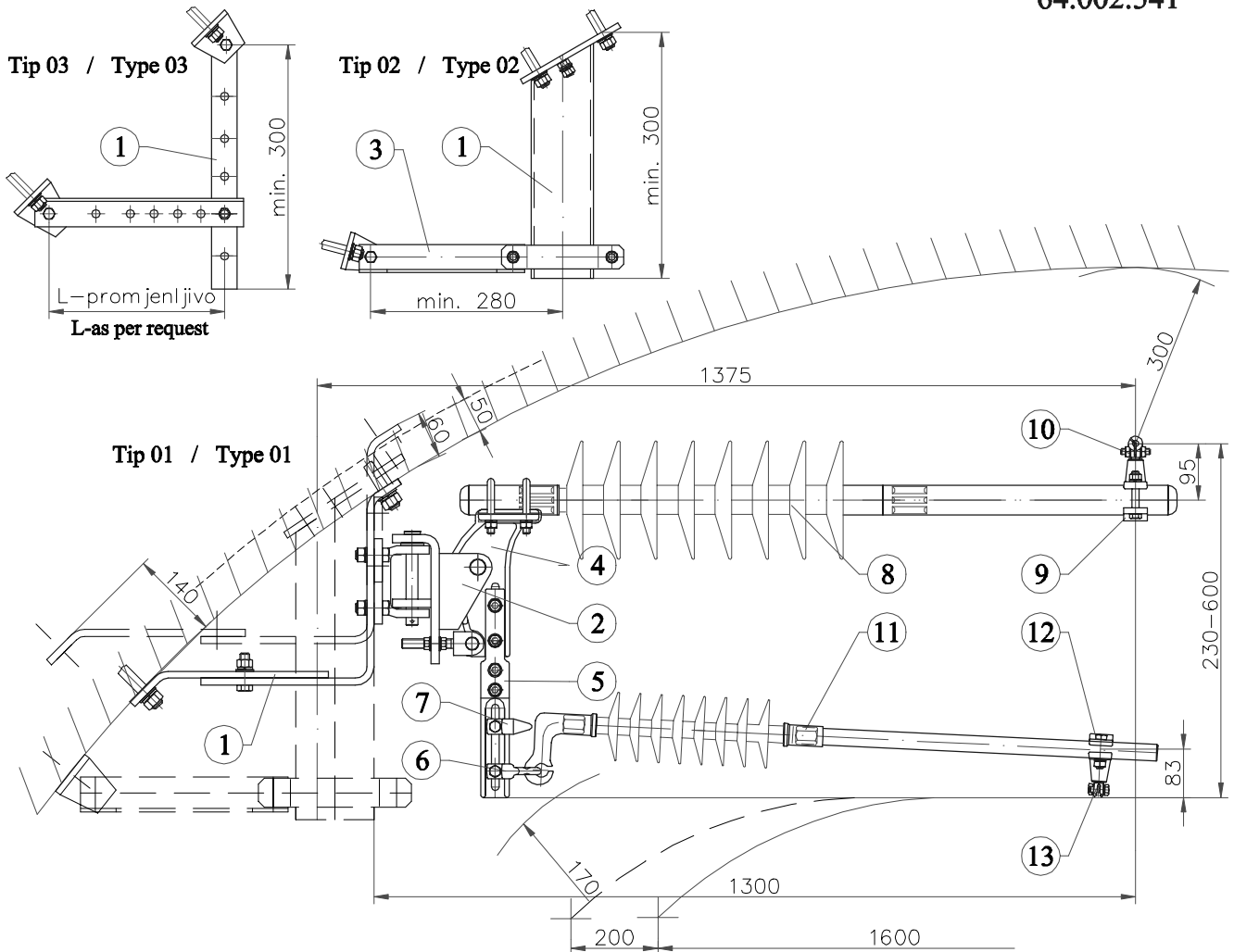
64.002.010A



| Poz Item | Kom Pcs | Naziv sklopa Description | Kat.br. Cat.No. |
|-------------|------------|---|--------------------|
| 1 | 1 | Izolator potpore / Support insulator | |
| 2 | 1 | Cijev Ø55x6 / Tube Ø55x6 | 65.10.100 |
| 3 | 1 | Stežaljka s očkom / Eye clamp | 65.19.300 |
| 4 | 1 | Izolator kosnika / Insulator | |
| 5 | 1 | Kosnik konzole Ø70x6 / Strut tube Ø70x6 | 65.10.200 |
| 6 | 1 | Vilica za cijev / Clevis end fitting | 65.19.850 |
| 7 | 2 | Stežaljka s očkom / Eye clamp for registration tube | 65.19.200 |
| 8 | 1 | Nosač poligonatora Ø55x6 / Register arm tube Ø55x6 | 65.31.650 |
| 9 | 1 | Kuka za cijev / Hook end fitting | 65.19.900 |
| 10 | 1 | Držać zakrivljenog poligonatora / Drop tube holders for curved steady arm | 65.19.500 |
| 11 | 1 | Zakrivljeni poligonator / Curved steady arm rod | 65.31.150 |
| 12 | 1 | Stežaljka kontaktnog vodiča za poligonator / Contact wire clip | 64.257.500P |
| 13 | 1 | Stežaljka s kukom / Wire hook clamp | 65.32.300 |
| 14 | 1 | Uže vješaljke / Dropper wire | |
| 15 | 1 | Stežaljka za NU / Catenary clamp | 65.26.700 |
| 16 | 1 | Adapter za cijev Ø70 / Adapter for Ø70 tube | 65.26.800 |

**PRIČVRŠĆENJE TUNELSKJE KONZOLE ZA SVOD TUNELA NORMALNOG PROFILA
ZA SISTEMSKE VISINE OD 230 DO 600 MM
TUNEL CANTILEVER**

64.002.541

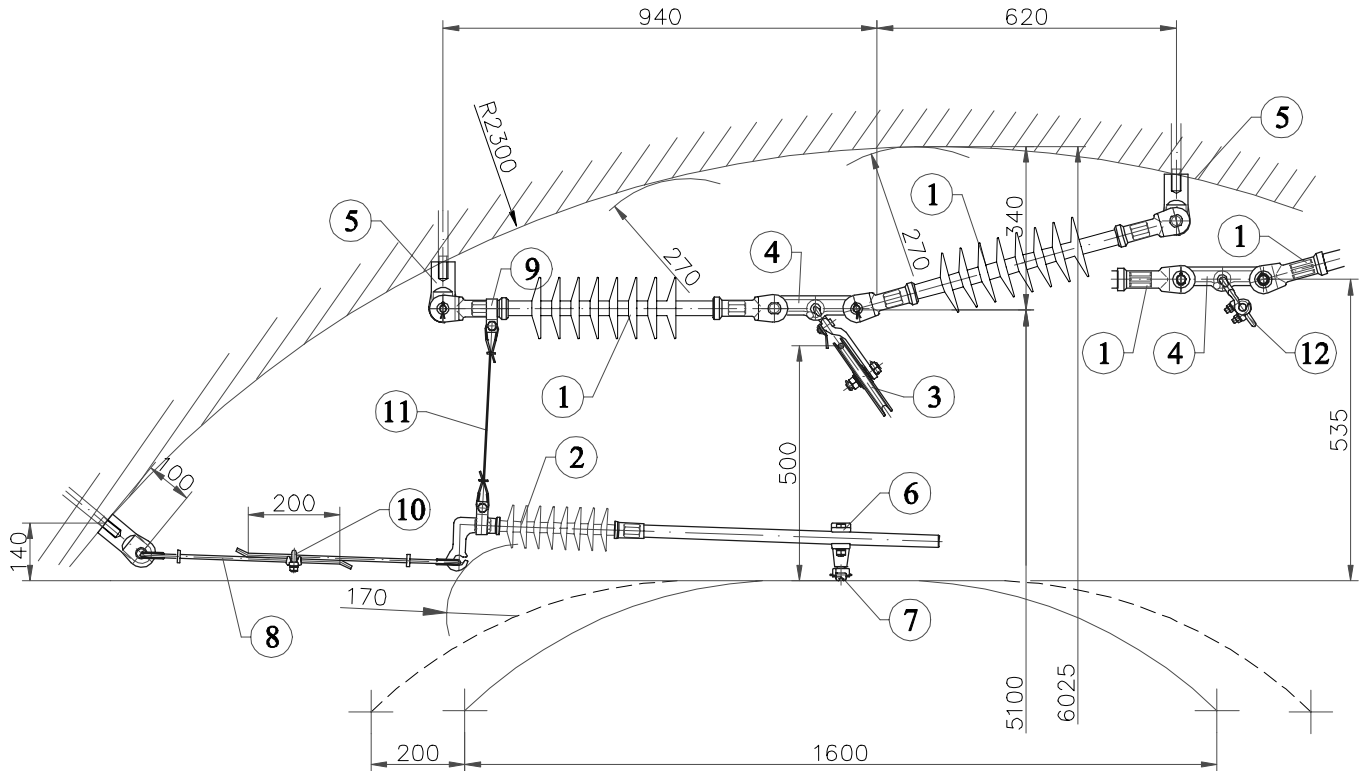


| Poz Item | Kom/Pcs Tip/Type | | | Naziv sklopa Description | Kat.br. Cat.No. |
|-------------|---------------------|----|----|--|--------------------|
| | 01 | 02 | 03 | | |
| 1 | 1 | 0 | 0 | Pločasti nosač/Plate support | 64.164.300 |
| | 0 | 1 | 0 | Profilni nosač U12 s potporom/Profile support | 64.164.200 |
| | 0 | 0 | 1 | Cijevni nosač/Tubular support | 64.164.100 |
| 2 | 1 | 0 | 0 | Zglobni pričvršnik za plosni nosač/Joint fastener | 64.165.100 |
| | 0 | 1 | 0 | Zglobni pričvršnik za profil U12/Joint fastener | 64.165.000 |
| | 0 | 0 | 1 | Zglobni pričvršnik za cijevni nosač/Joint fastener for tubular support | 64.164.500 |
| 3 | 0 | 0 | 1 | Potpora cijevnog nosača/Strut of tubular support | 64.164.400 |
| 4 | 1 | 1 | 1 | Nosač izolatorske konzole/Insulator support | 64.164.600 |
| 5 | 1 | 1 | 1 | Produžni držač poligonatora/Steady arm support | 64.164.700 |
| 6 | 1 | 1 | 1 | Prsten poligonatora / Ring of steady arm fastener | 64.164.800 |
| 7 | 1 | 1 | 1 | Graničnik poligonatora / Steady arm limiter | 64.164.900 |
| 8 | 1 | 1 | 0 | Izolatorska konzola / Insulator cantilever | 64.257.000 |
| 9 | 1 | 1 | 0 | Nosač stezaljke / Clamp support for contact wire | 64.257.100 |
| 10 | 1 | 1 | 0 | Okretna stezaljka za nosivo užje / Catenary cable swivel clip for contact wire | 64.257.200 |
| 11 | 1 | 0 | 0 | Izolatorski poligonator / Insulated steady arm | 64.257.300 |
| 12 | 1 | 0 | 0 | Nosač stezaljke / Clamp support for nonactiv contact wire | 64.257.400 |
| 13 | 1 | 0 | 0 | Okretna stezaljka za kontaktni vodič / Contact wire swivel clip | 64.257.500 |

PRICVRŠĆENJE TUNELSKJE KONZOLE ZA SVOD TUNELA NORMALNOG PROFILA S "Y" OPREMOM

TUNEL CANTILEVER "Y" TYPE

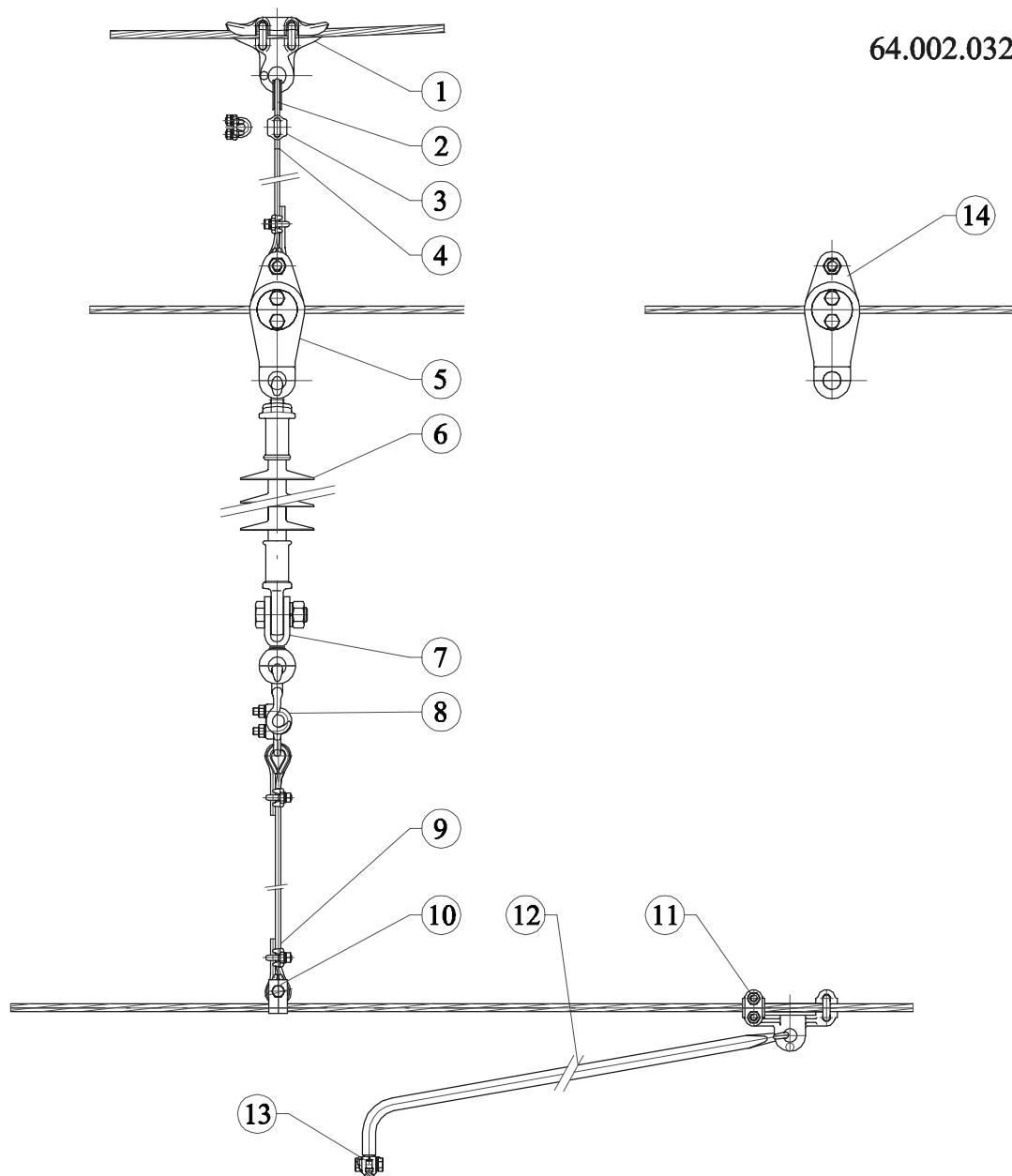
64.002.542



| Poz Item | Kom Pcs | Naziv sklopa Description | Kat.br. Cat.No |
|-------------|------------|--|-------------------|
| 1 | 2 | Zatezni izolator od fibreglasa / Tension insulator | 64.350.200 |
| 2 | 1 | Izolatorski poligonator / Insulated steady arm | 64.257.300 |
| 3 | 1 | Kolotura nosivog užeta / Running block for Cantilever cable in tunnels | 64.257.700V |
| 4 | 1 | Spona izolatora / Joint of insulators | 64.257.600 |
| 5 | 3 | Držač s prstenom / Support with tonque | 64.165.200B |
| 6 | 1 | Nosač stezaljke / Clamp support for nonactiv contact wire | 64.257.400 |
| 7 | 1 | Okretna stezaljka za kontaktni vodič / Contact wire swivel clip | 64.257.500 |
| 8 | 2 | Polovina zatege poligonatora / Tension wire | 64.251.500 |
| 9 | 2 | Stezaljka za izolator / Clamp for insulator | 64.452.800D |
| 10 | 1 | Stezaljka s U-vijkom / U-bolt clamps for cable | 64.201.700B |
| 11 | 1 | Vješaljka poligonatora / Steady arm hanger | 64.252.300 |
| 12 | 1 | Stezaljka sa kukom za nosivo užje / Clamp with hook for catenary cable | 64.250.500 |

OPREMA ZA VJEŠANJE NEKOMPEZIRANE KM NA GIPKOM PORTALU
EQUIPMENT FOR HANGING CONTACT NETWORK ON FLEXIBLE PORTALS

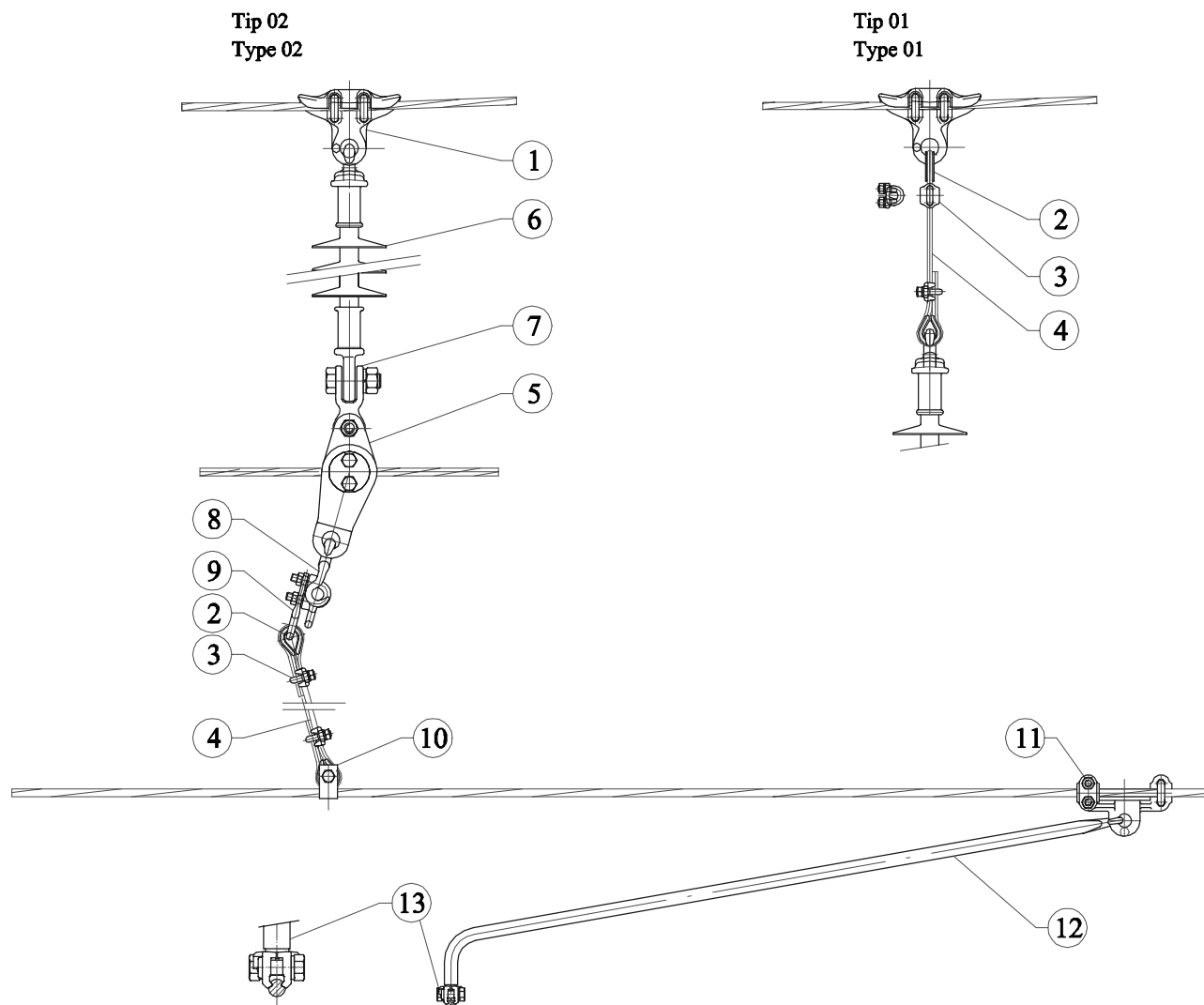
64.002.032



| Poz. Item | Kom Pcs | Naziv sklopa Description | Kat.br. Cat.No. |
|--------------|------------|---|--------------------|
| 1 | 1 | Stezaljka s prstenom / Clamp with ring | 64.203.000B |
| 2 | 4 | Umetak omče 7 / Thimble 7 | 64.203.100P |
| 3 | 4 | Stezaljka s "U" vijkom / Clamp with "U" bolt | 64.201.700 |
| 4 | 1 | Uže vješaljke Cu 16 / Dropper rope Cu 16 | |
| 5 | 1 | Klizna stezaljka za jednostruko uže / Sliding clamp for single rope | 64.203.200V |
| 6 | 1 | Izolator zatege / Suspension insulator | |
| 7 | 1 | Vilica s prstenom / Clevis with ring | 43.64.204 |
| 8 | 1 | Stezaljka s kukom / Clamp with hook | 64.250.500 |
| 9 | 1 | Uže vješaljke Cu 16 / Dropper rope Cu 16 | |
| 10 | 1 | Stezaljka donjeg užeta / Clamp for botom wire | 64.500.460 |
| 11 | 1 | Držać poligonatora na GP / Steady arm fastener | 64.203.600 |
| 12 | 1 | Poligonator za GP / Steady arm | 64.203.700 |
| 13 | 1 | Stezaljka KP za poligonator / Swivel clip | 64.257.500P |
| 14 | 1 | Klizna stezaljka za dvostruko uže / Sliding clamp for double rope | 64.203.800V |

OPREMA ZA VJEŠANJE NEKOMPENZIRANE KM NA GIPKOM PORTALU U ZAVOJU
EQUIPMENT FOR HANGING CONTACT NETWORK ON FLEXIBLE PORTALS

64.002.033



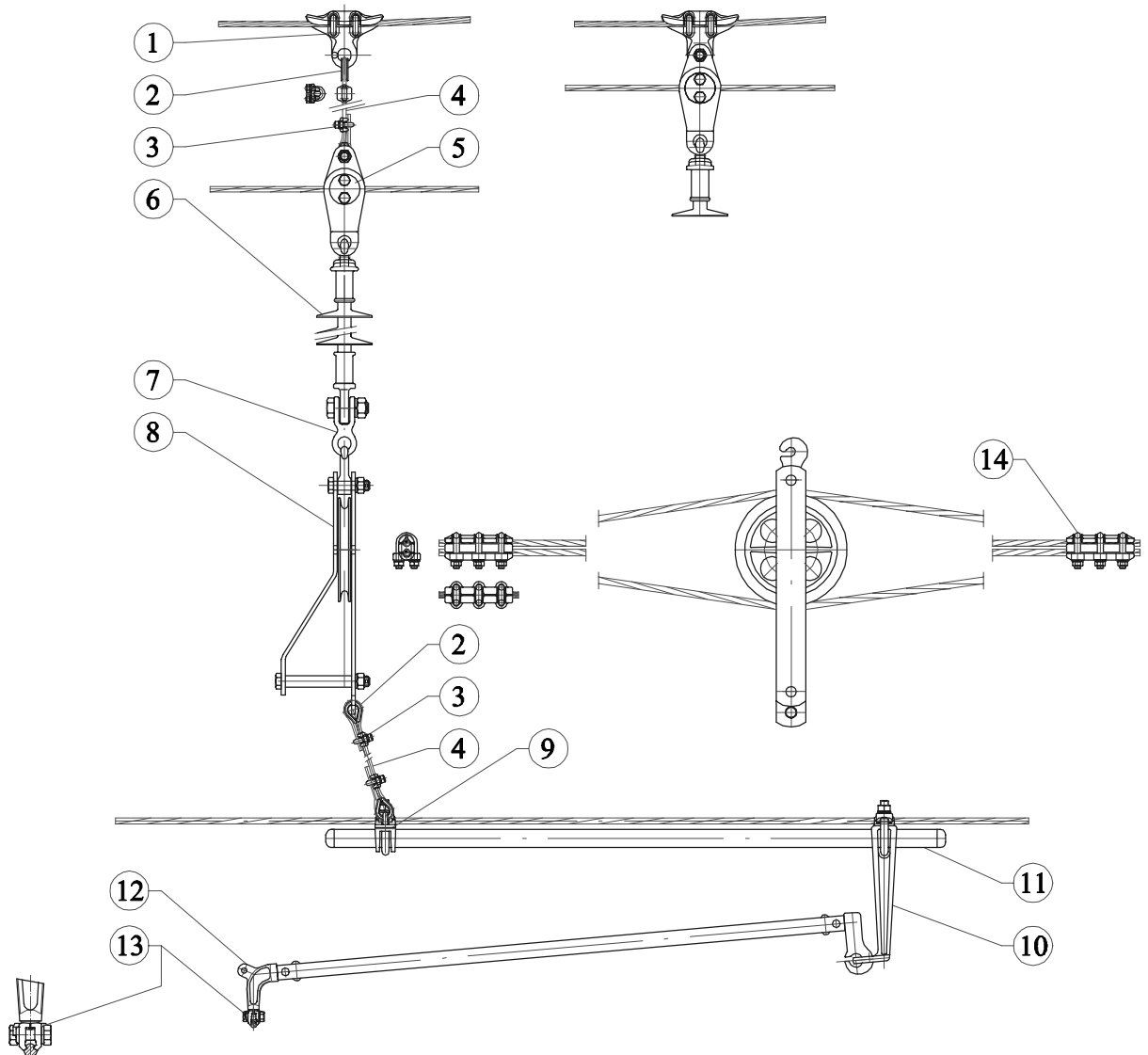
| Poz Item | Kom Pcs | | Naziv sklopa Description | Kat.br. Cat.No. |
|-------------|------------|----|---|--------------------|
| | 01 | 02 | | |
| 1 | 1 | 1 | Stezaljka s prstenom / Clamp with ring | 64.203.000B |
| 2 | 4 | 2 | Umetak omče 7 / Thimble 7 | 64.203.100P |
| 3 | 4 | 2 | Stezaljka s "U" vijkom / Clamp with "U" bolt | 64.201.700 |
| 4 | 2 | 1 | Uže vješaljke Cu 16 / Dropper rope Cu 16 | |
| 5 | 1 | 1 | Klizna stezaljka za jednostruko uže / Sliding clamp for single rope | 64.203.200V |
| 6 | 1 | 1 | Izolator zatege / Suspension insulator | |
| 7 | 1 | 1 | Vilica s prstenom / Clevis with ring | 43.64.204 |
| 8 | 1 | 1 | Stezaljka s kukom / Clamp with hook | 64.250.500 |
| 9 | 1 | 1 | Spojna pločica s prstenom / Connecting plate | 64.203.400B |
| 10 | 1 | 1 | Stezaljka donjeg užeta / Clamp for botom wire | 64.500.460 |
| 11 | 1 | 1 | Držać poligonatora na GP / Stedy arm fastener | 64.203.600 |
| 12 | 1 | 1 | Poligonator za GP / Stedy arm | 64.203.700 |
| 13 | 1 | 1 | Stezaljka KP za poligonator / Swivel clip | 64.257.500P |

OPREMA ZA VJEŠANJE NEKOMPENZIRANE KM NA GIPKOM PORTALU U PRAVCU
EQUIPMENT FOR HANGING CONTACT NETWORK ON FLEXIBLE PORTALS

Tip 01 / Type 01

Tip 02 / Type 02

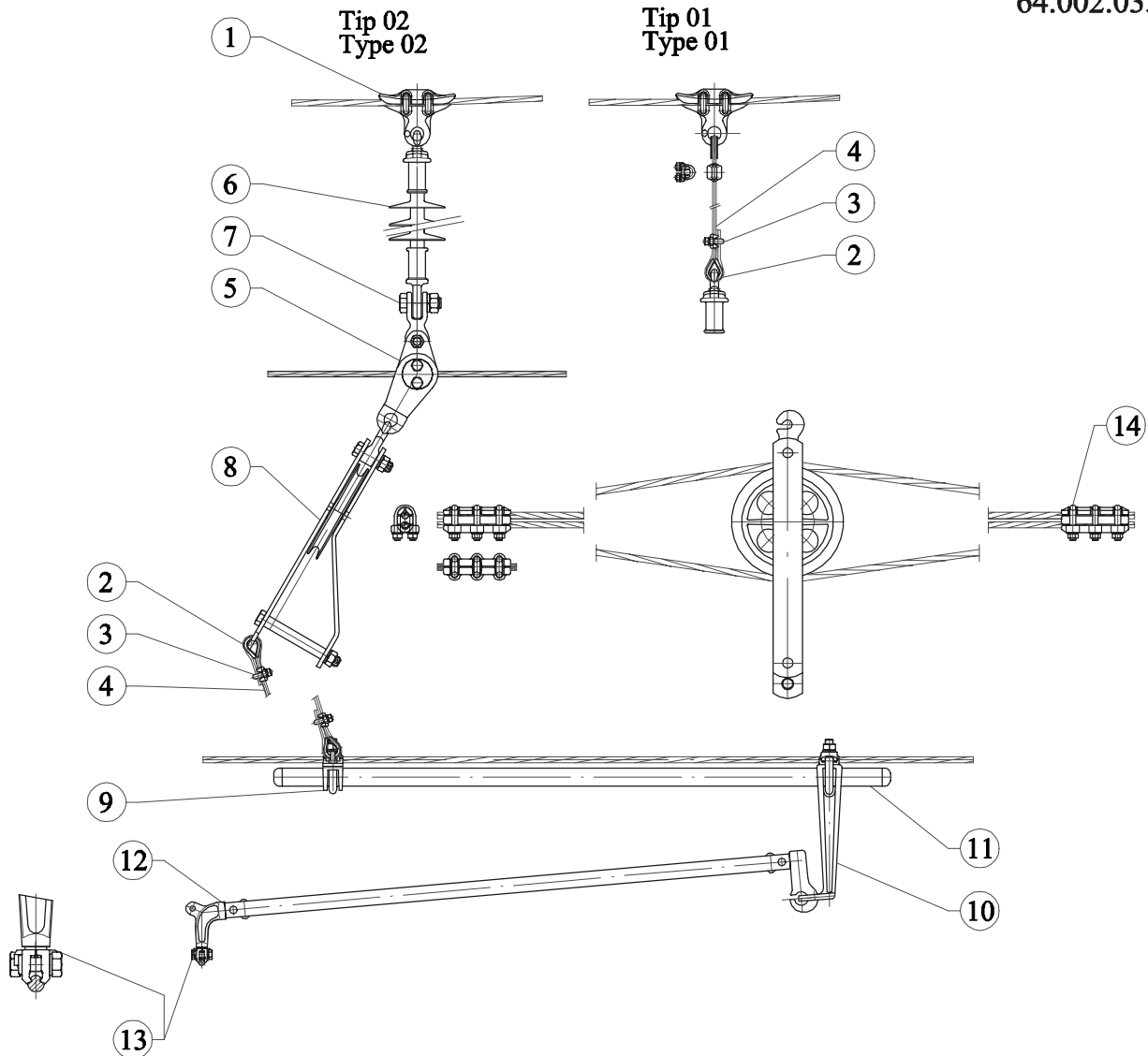
64.002.034



| Poz Item | Kom Pcs | 01 | 02 | Naziv sklopa Description | Kat.br. Cat.No. |
|-------------|------------|----|----|---|--------------------|
| 1 | 1 | 1 | | Stezaljka s prstenom / Clamp with ring | 64.203.000B |
| 2 | 4 | 2 | | Umetak omče 7 / Thimble 7 | 64.203.100P |
| 3 | 4 | 2 | | Stezaljka s "U" vijkom / Clamp with "U" bolt | 64.201.700 |
| 4 | 2 | 1 | | Uže vješaljke Cu 16 / Dropper rope Cu 16 | |
| 5 | 1 | 1 | | Klizna stezaljka za jednostruko užu / Sliding clamp for single rope | 64.203.200V |
| 6 | 1 | 1 | | Izolator zatege / Suspension insulator | |
| 7 | 1 | 1 | | Vilica s prstenom / Clevis with ring | 43.64.204 |
| 8 | 1 | 1 | | Kotur nosivog užeta / Catenarry pulley | 64.204.000P |
| 9 | 1 | 1 | | Jaram nosača poligonatora / Yoke for steady arm | 64.204.100B |
| 10 | 1 | 1 | | Držač poligonatora na GP / Steady arm fastener | 43.64.177 |
| 11 | 1 | 1 | | Nosač poligonatora na GP / Steady arm support | 64.204.300B |
| 12 | 1 | 1 | | Poligonator za GP / Steady arm | 64.205.700 |
| 13 | 1 | 1 | | Stezaljka KP za poligonator / Swivel clip | 64.257.500P |
| 14 | 2 | 2 | | Stezaljka pomoćnog NU / Clamp of accessory | 65.24.500 |

OPREMA ZA VJEŠANJE NEKOMPENZIRANE KM NA GIPKOM PORTALU U ZAVOJU
EQUIPMENT FOR HANGING CONTACT NETWORK ON FLEXIBLE PORTALS

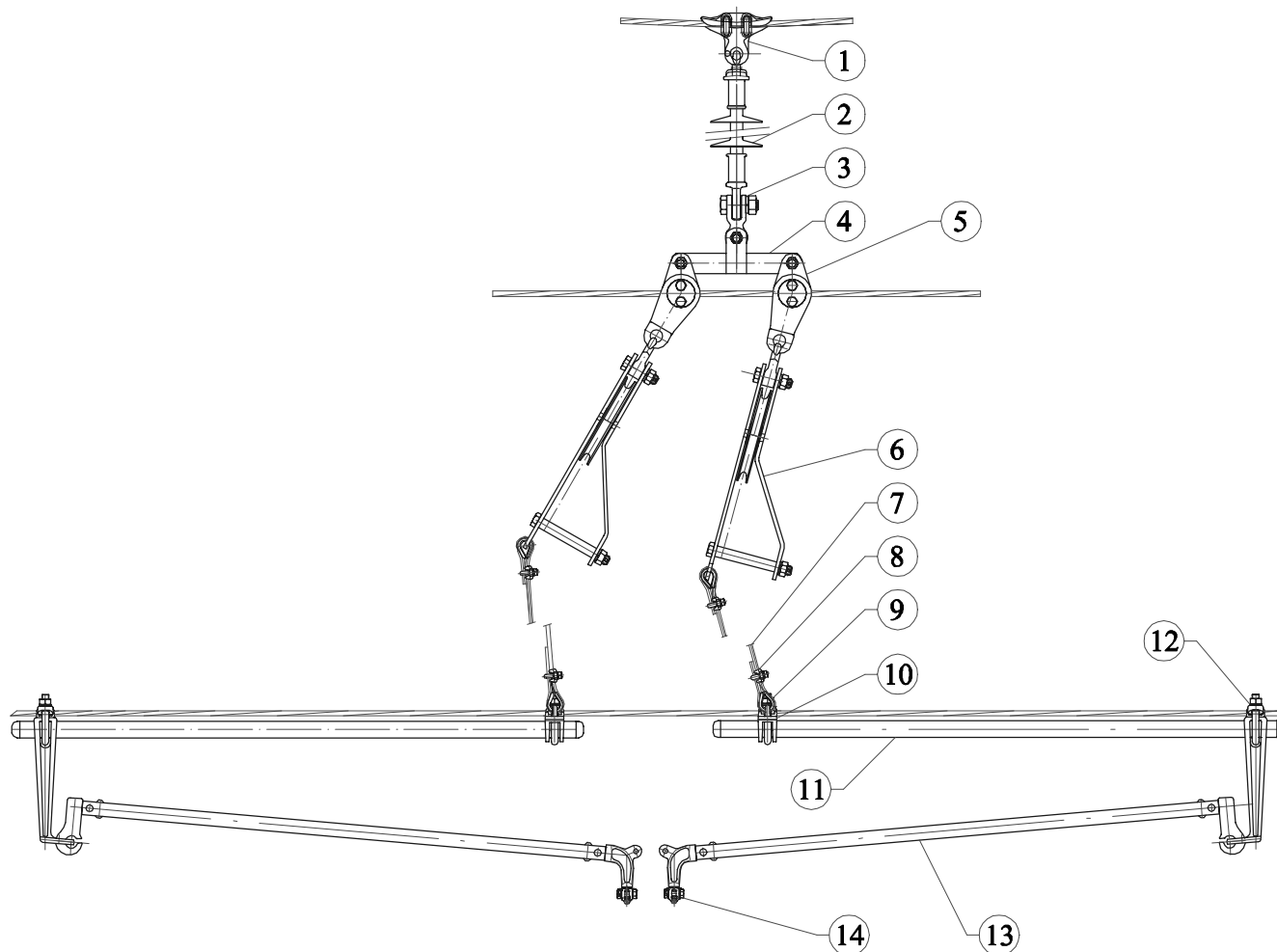
64.002.035



| Poz Item | Kom Pcs | Naziv sklopa Description | Kat.br. Cat.No. |
|----------|---------|---|-----------------|
| | 02 01 | | |
| 1 | 1 1 | Stezaljka s prstenom / Clamp with ring | 64.203.000B |
| 2 | 2 4 | Umetak omče 7 / Thimble 7 | 64.203.100P |
| 3 | 2 4 | Stezaljka s "U" vijkom / Clamp with "U" bolt | 64.201.700 |
| 4 | 1 2 | Uže vješaljke Cu 16 / Dropper rope Cu 16 | |
| 5 | 1 1 | Klizna stezaljka za jednostruko uže / Sliding clamp for single rope | 64.203.200V |
| 6 | 1 1 | Izolator zatege / Suspension insulator | |
| 7 | 1 1 | Vilica s prstenom / Clevis with ring | 43.64.204 |
| 8 | 1 1 | Kolotura nosivog užeta / Catenarry pully | 64.204.000P |
| 9 | 1 1 | Jaram nosača poligonatora / Yoke for steady arm | 64.204.100B |
| 10 | 1 1 | Držač poligonatora na GP / Stedy arm fastener | 43.64.177 |
| 11 | 1 1 | Nosač poligonatora na GP / Stedy arm support | 64.204.300B |
| 12 | 1 1 | Poligonator za GP / Stedy arm | 64.205.700 |
| 13 | 1 1 | Stezaljka KP za poligonator / Swivel clip | 64.257.500P |
| 14 | 2 2 | Stezaljka pomoćnog NU / Clamp of accessory | 65.24.500 |

**VJEŠANJE DVA VOZNA VODA KOD SKRETNICE NA GP, POLIGONACIJA U JEDNOM SMIJERU
HANGING TWO CONTACT WIRE BY SWICH POINT ON FLEXIBLE PORTALS**

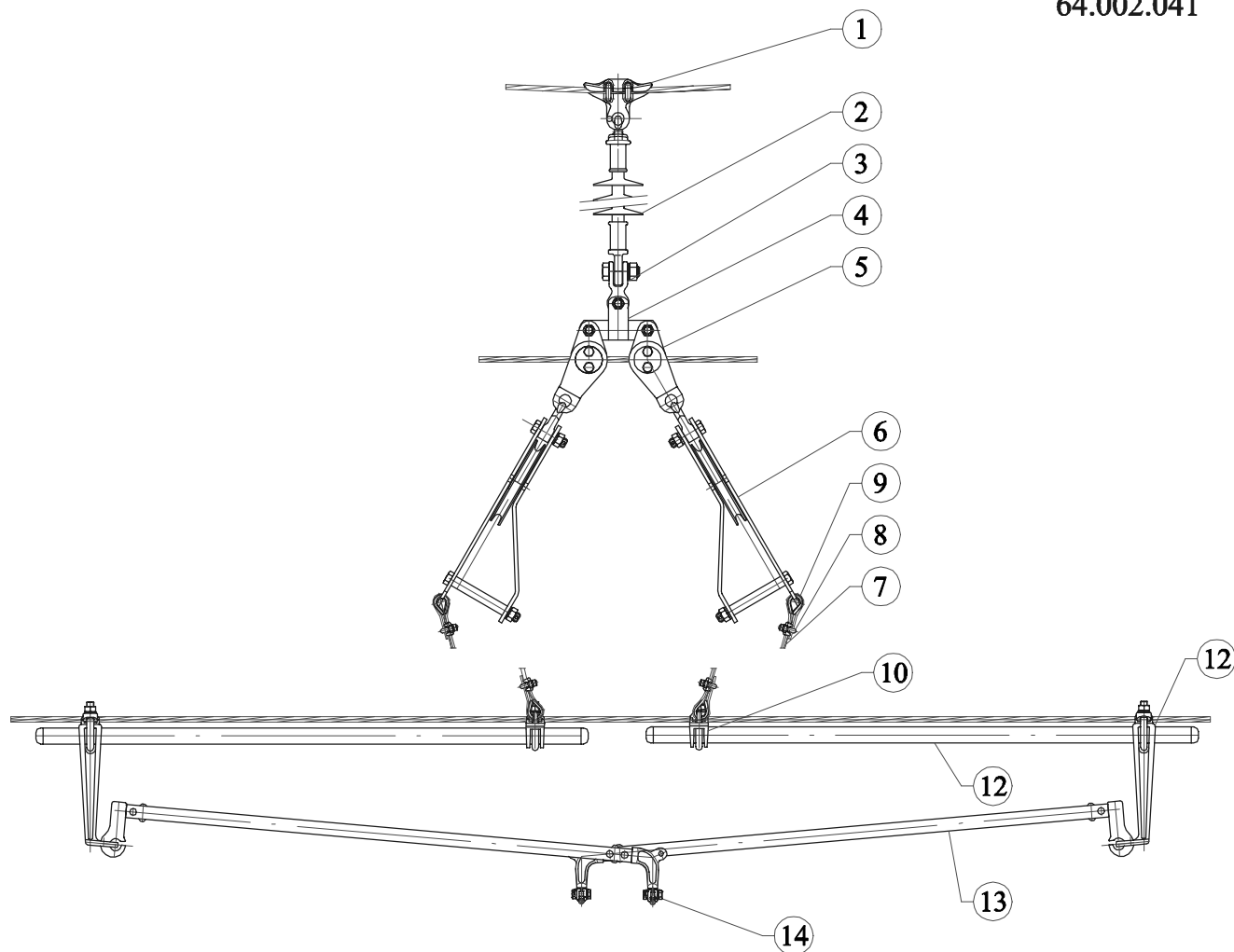
64.002.040



| Poz Item | Kom Pcs | Naziv sklopa Description | Kat.br. Cat.No. |
|-------------|------------|---|--------------------|
| 1 | 1 | Stežaljka s prstenom / Clamp with ring | 64.203.000B |
| 2 | 1 | Izolator zatege / Suspension insulator | |
| 3 | 1 | Vilica s prstenom / Clevis with ring | 43.64.204 |
| 4 | 1 | Spona / Tie | 64.209.900 |
| 5 | 2 | Klizna stezaljka za jednostruko užeta / Sliding clamp for single rope | 64.203.200V |
| 6 | 2 | Kotur nosivog užeta / Catenarry pully | 64.204.000P |
| 7 | 2 | Uže vješaljke Cu 16 / Dropper rope Cu 16 | |
| 8 | 4 | Stežaljka s "U" vijkom / Clamp with "U" bolt | 64.201.700 |
| 9 | 4 | Umetak omče 7 / Thimble 7 | 64.203.100P |
| 10 | 2 | Jaram nosača poligonatora / Yoke for steady arm | 64.204.100B |
| 11 | 2 | Držać poligonatora na GP / Stedy arm fastener | 43.64.177 |
| 12 | 2 | Nosač poligonatora na GP / Stedy arm support | 64.204.300B |
| 13 | 2 | Poligonator za GP / Stedy arm | 64.205.700 |
| 14 | 2 | Stežaljka KP za poligonator / Swivel clip | 64.257.500P |

VJEŠANJE DVA VOZNA VODA KOD SKRETNICE NA GP, POLIGONACIJA U DVA SMIJERA
HANGING TWO CONTACT WIRE BY SWICH POINT ON FLEXIBLE PORTALS

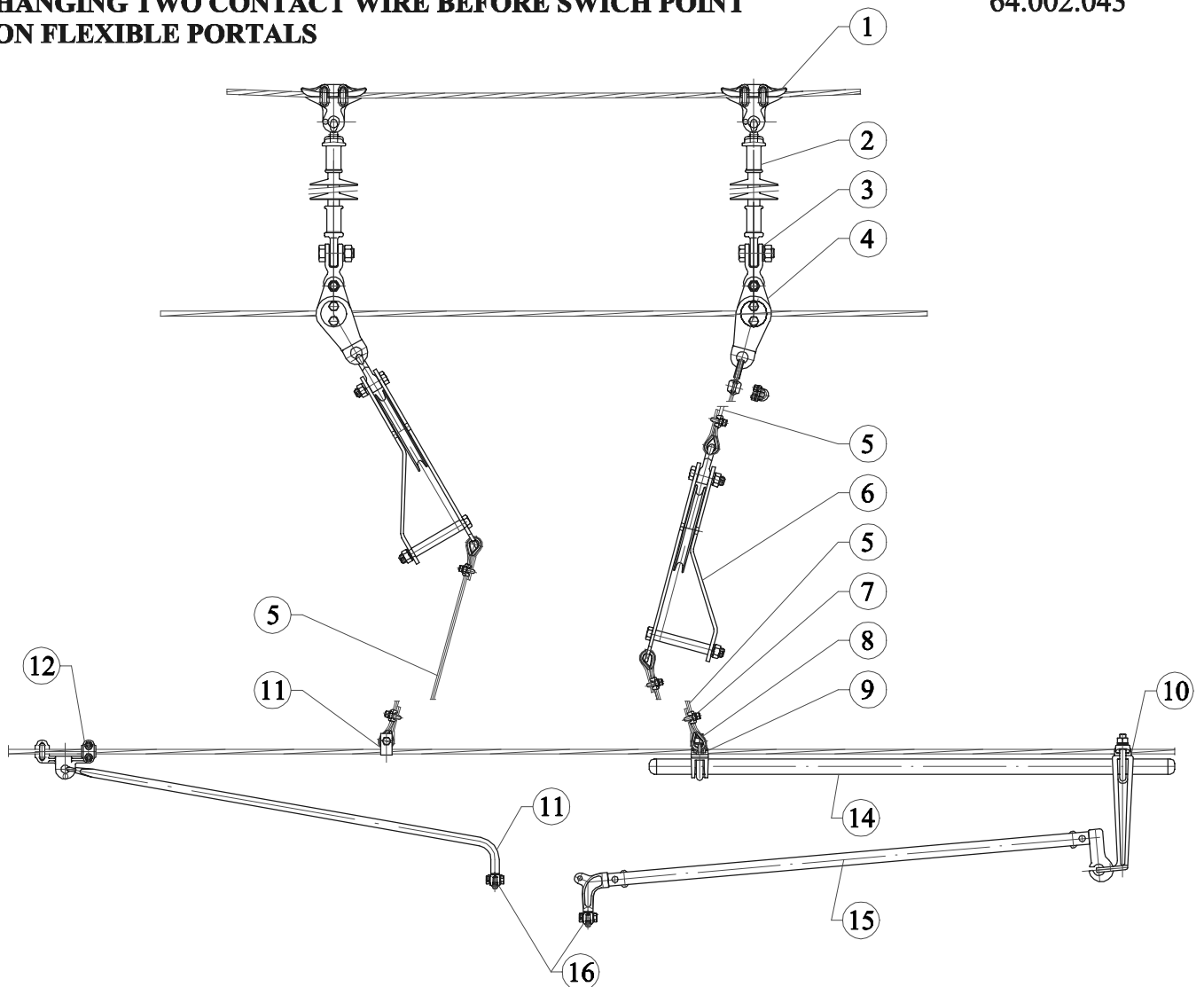
64.002.041



| Poz Item | Kom Pcs | Naziv sklopa Description | Kat.br. Cat.No. |
|-------------|------------|---|--------------------|
| 1 | 1 | Stezaljka s prstenom / Clamp with ring | 64.203.000B |
| 2 | 1 | Izolator zatege / Suspension insulator | |
| 3 | 1 | Vilica s prstenom / Clevis with ring | 43.64.204 |
| 4 | 1 | Spona / Tie | 64.206.800 |
| 5 | 2 | Klizna stezaljka za jednostruko uže / Sliding clamp for single rope | 64.203.200V |
| 6 | 2 | Kotur nosivog užeta / Catenarry pulley | 64.204.000P |
| 7 | 2 | Uže vješaljke Cu 16 / Dropper rope Cu 16 | |
| 8 | 4 | Stezaljka s "U" vijkom / Clamp with "U" bolt | 64.201.700 |
| 9 | 4 | Umetak omče 7 / Thimble 7 | 64.203.100P |
| 10 | 2 | Jaram nosača poligonatora / Yoke for steady arm | 64.204.100B |
| 11 | 2 | Držać poligonatora na GP / Stedy arm fastener | 43.64.177 |
| 12 | 2 | Nosač poligonatora na GP / Stedy arm support | 64.204.300B |
| 13 | 2 | Poligonator za GP / Stedy arm | 64.205.700 |
| 14 | 2 | Stezaljka KP za poligonator / Swivel clip | 64.257.500P |

**VJEŠANJE DVA VOZNA VODA KOD SKRETNICE NA GP,
IZDIZANJE NEAKTIVNOG I KRIŽANJE
HANGING TWO CONTACT WIRE BEFORE SWICH POINT
ON FLEXIBLE PORTALS**

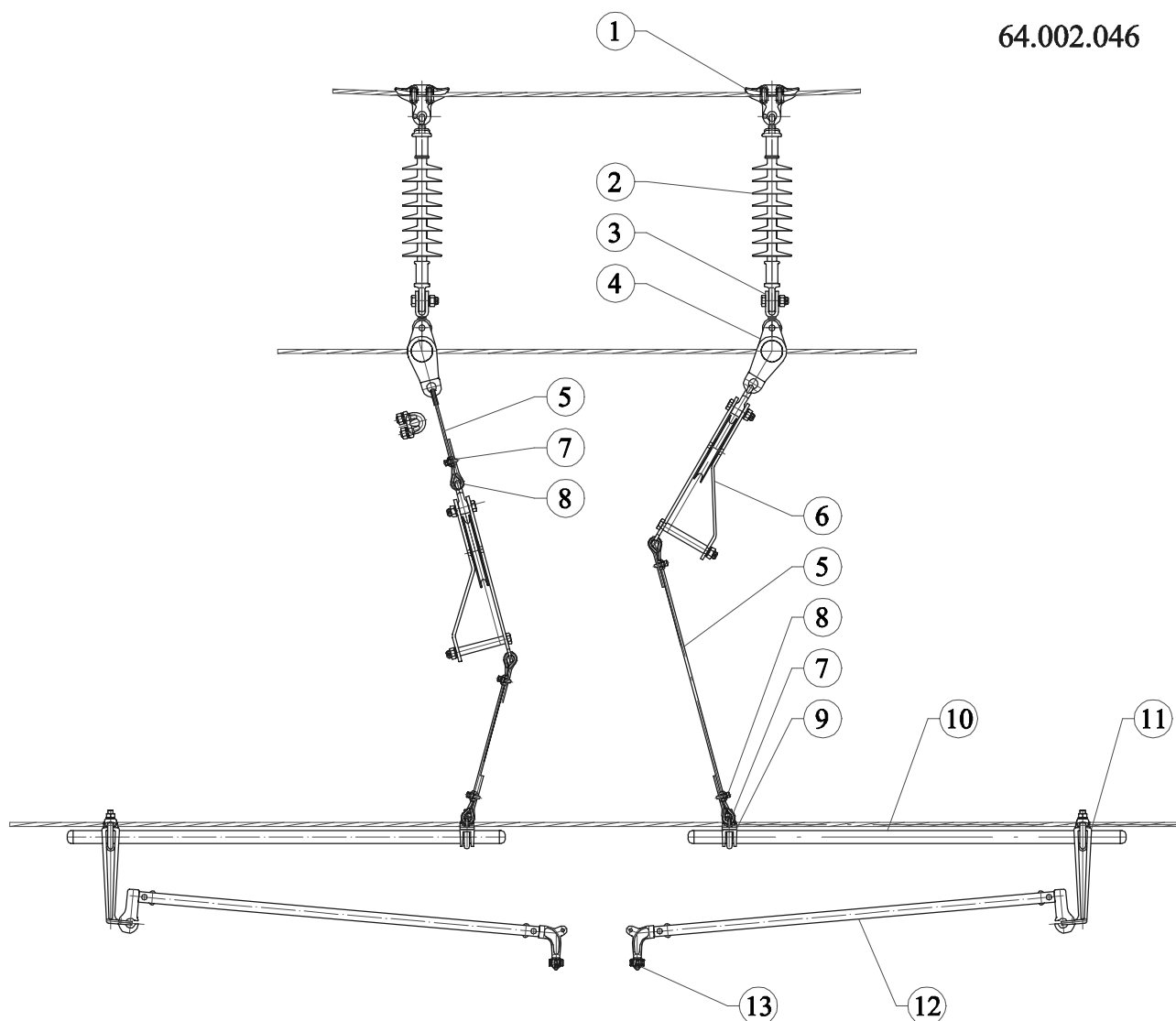
64.002.043



| Poz Item | Kom Pcs | Naziv sklopa Description | Kat.br. Cat.No. |
|-------------|------------|---|--------------------|
| 1 | 2 | Stezaljka s prstenom / Clamp with ring | 64.203.000B |
| 2 | 2 | Izolator zatege / Suspension insulator | |
| 3 | 2 | Vilica s prstenom / Clevis with ring | 43.64.204 |
| 4 | 2 | Klizna stezaljka za jednostruko uže / Sliding clamp for single rope | 64.203.200V |
| 5 | 3 | Uže vješaljke Cu 16 / Dropper rope Cu 16 | |
| 6 | 2 | Kotur nosivog užeta / Catenarry pully | 64.204.000P |
| 7 | 6 | Stezaljka s "U" vijkom / Clamp with "U" bolt | 64.201.700 |
| 8 | 6 | Umetak omče 7 / Thimble 7 | 64.203.100P |
| 9 | 1 | Jaram nosača poligonatora / Yoke for steady arm | 64.204.100B |
| 10 | 1 | Držać poligonatora na / Steady arm fastener | 64.204.300B |
| 11 | 1 | Stezaljka donjeg užeta / Clamp for bottom wire | 64.500.460 |
| 12 | 1 | Držać poligonatora na GP / Steady arm fastener | 64.203.600B |
| 13 | 1 | Poligonator za GP / Steady arm | 64.203.700 |
| 14 | 1 | Nosač poligonatora na GP / Steady arm support | 43.64.177 |
| 15 | 1 | Poligonator za GP / Steady arm | 64.205.700 |
| 16 | 2 | Stezaljka KP za poligonator / Swivel clip | 64.257.500 |

VJEŠANJE DVA VOZNA VODA KOD NJIHOVOG KRIŽANJA NA GP
HANGING TWO CONTACT WIRE BY ITS CROSSING ON FLEXIBLE PORTALS

64.002.046



| Poz Item | Kom Pcs | Naziv sklopa Description | Kat.br. Cat.No. |
|-------------|------------|---|--------------------|
| 1 | 2 | Stezaljka s prstenom / Clamp with ring | 64.203.000B |
| 2 | 2 | Izolator zatege / Suspension insulator | |
| 3 | 2 | Vilica s prstenom / Clevis with ring | 43.64.204 |
| 4 | 2 | Klizna stezaljka za jednostruko uže / Sliding clamp for single rope | 64.203.200V |
| 5 | 3 | Uže vješaljke Cu 16 / Dropper rope Cu 16 | |
| 6 | 2 | Kolotura nosivog užeta / Catenarry pulley | 64.204.000P |
| 7 | 6 | Stezaljka s "U" vijkom / Clamp with "U" bolt | 64.201.700 |
| 8 | 6 | Umetak omče 7 / Thimble 7 | 64.203.100P |
| 9 | 2 | Jaram nosača poligonatora / Yoke for steady arm | 64.204.100B |
| 10 | 2 | Nosač poligonatora na GP / Steady arm support | 43.64.177 |
| 11 | 2 | Držać poligonatora / Steady arm fastener | 64.204.300B |
| 12 | 2 | Poligonator za GP / Steady arm | 64.205.700 |
| 13 | 2 | Stezaljka KP za poligonator / Swivel clip | 64.257.500P |

3

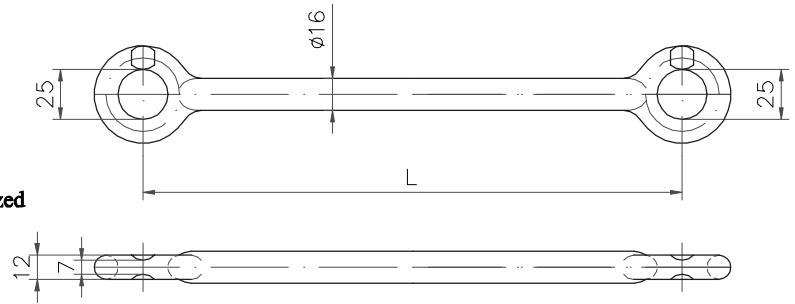
OVJESNA OPREMA

SUSPENSION ACCESSORIES

**ZATEGA
TOP TIE ROD**

64.200.200

Materijal: kovani èelik DIN 17200, vruæe pocinèan
Material : drop forged steel DIN 17100, hot dip galvanized

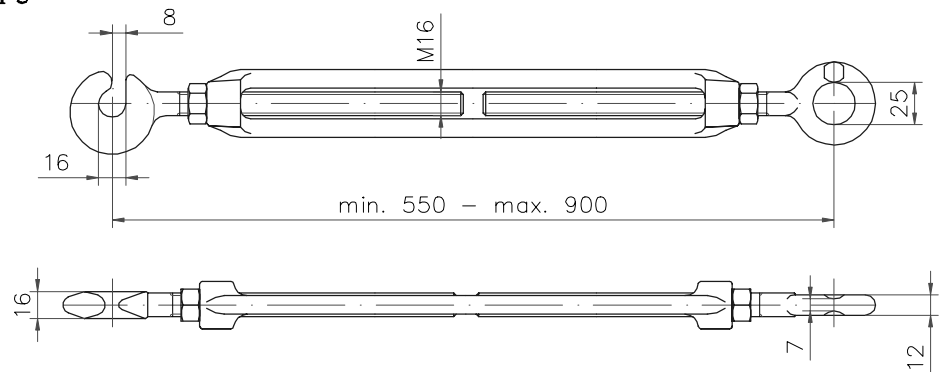


| Tip/Type | A | B | C | D | E | F | G | H | R | S | T |
|------------------------|------|------|------|------|------|------|------|------|------|------|------|
| Dužina / Length L [mm] | 490 | 640 | 790 | 940 | 1090 | 1240 | 1390 | 1540 | 190 | 340 | 1690 |
| Masa / Mass [kg] | 4,28 | 1,20 | 1,45 | 1,65 | 1,90 | 2,20 | 2,40 | 2,70 | 0,45 | 0,70 | 2,90 |

**PODESIVI VIJAK - ZATEZAČ 16
TOP TIE TURNBUCKLE 16**

64.200.350

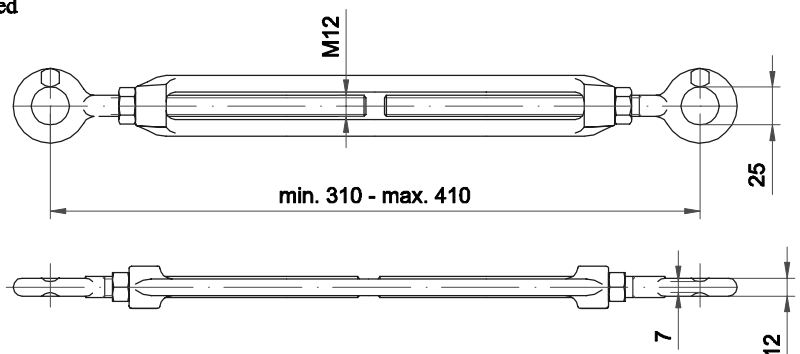
Materijal: kovani èelik DIN 17200, vruæe pocinèan
Masa: 1,90 kg
Material : drop forged steel DIN 17100, hot dip galvanized
Mass: 1,90 kg



**PODESIVI VIJAK - ZATEZAČ 12
TOP TIE TURNBUCKLE 12**

43.64.190

Materijal: kovani èelik DIN 17200, vruæe pocinèan
Masa: 1,10 kg
Material : drop forged steel DIN 17100, hot dip galvanized
Mass: 1,10 kg

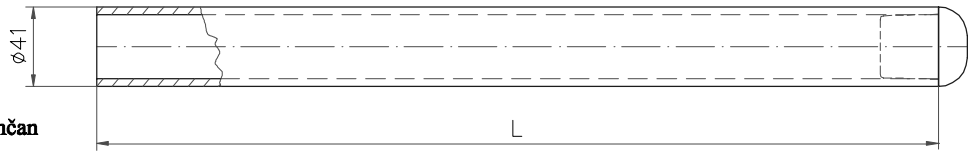


KOSNIK KONZOLE 41/33
STRUT TUBES 41/33

64.200.600

Materijal: čelik DIN 17100, vruće pocinčan

Material : steel DIN 17100, hot dip galvanized



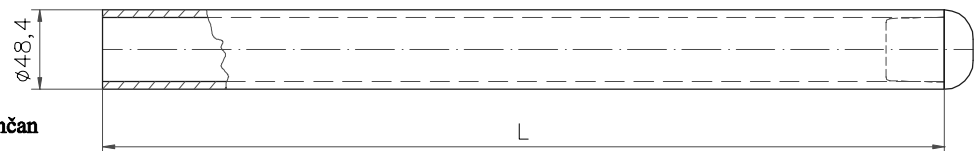
| Tip / Type | A | B | C | D | E | F | G | H | K | L | M | N | R | T |
|------------------------|------|------|------|------|-------|-------|-------|-------|-------|-------|-------|------|------|-------|
| Dužina / Length L [mm] | 2100 | 2250 | 2400 | 2500 | 2600 | 2700 | 2850 | 3000 | 3150 | 3300 | 3450 | 1700 | 1950 | 3700 |
| Masa / Mass [kg] | 8,40 | 8,85 | 9,45 | 9,85 | 10,20 | 10,60 | 11,20 | 11,80 | 12,35 | 11,80 | 13,45 | 6,70 | 7,70 | 14,45 |

KOSNIK KONZOLE 48
STRUT TUBES 48

65.202.000

Materijal: čelik DIN 17100, vruće pocinčan

Material : steel DIN 17100, hot dip galvanized



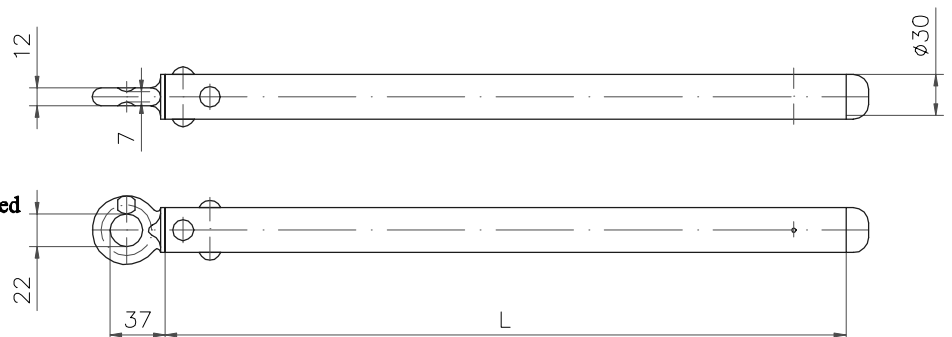
| Tip / Type | A | B | C | D | E | F | G | H | K | L | M | N | R | T |
|------------------------|------|------|------|------|------|------|------|------|------|------|------|------|-------|------|
| Dužina / Length L [mm] | 2900 | 3500 | 2700 | 2800 | 3000 | 3100 | 3200 | 3300 | 3400 | 2600 | 2000 | 2100 | 2300 | 2500 |
| Masa / Mass [kg] | 12,7 | 15,3 | 11,9 | 12,3 | 13,2 | 13,6 | 14,1 | 14,5 | 14,9 | 11,4 | 8,76 | 9,2 | 10,07 | 10,9 |

NOSAČ POLIGONATORA 30/25
REGISTER ARM TUBE 30/25

64.200.900

Materijal: čelik DIN 17100, vruće pocinčan

Material : steel DIN 17100, hot dip galvanized



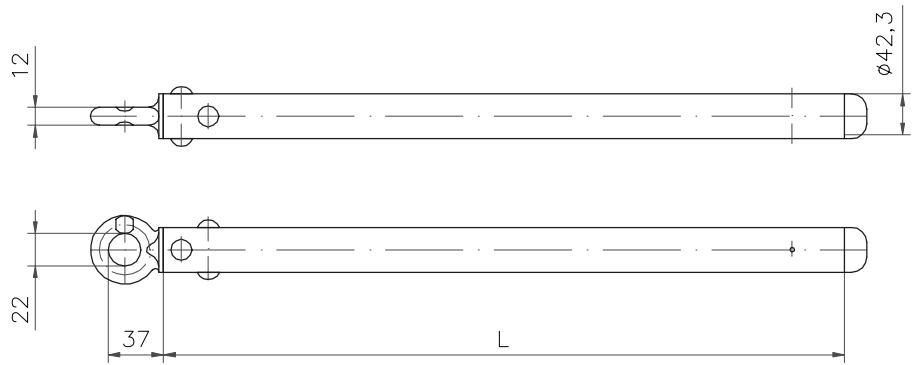
| Tip / Type | A | B | C | D | E | F | G | H | K | L | M | N | R | T |
|------------------------|------|------|------|------|------|------|------|------|------|------|------|------|------|------|
| Dužina / Length L [mm] | 1100 | 1300 | 1500 | 1700 | 1900 | 2100 | 2300 | 2500 | 2700 | 2900 | 3100 | 3300 | 3500 | 3700 |
| Masa / Mass [kg] | 2,25 | 2,60 | 3,00 | 3,30 | 3,70 | 4,10 | 4,40 | 4,75 | 5,10 | 5,50 | 5,80 | 6,20 | 6,50 | 6,90 |

**NOSAČ POLIGONATORA
REGISTER ARM TUBE**

65.202.200

Materijal: čelik DIN 17100, vruće pocinčan

Material : steel DIN 17100, hot dip galvanized



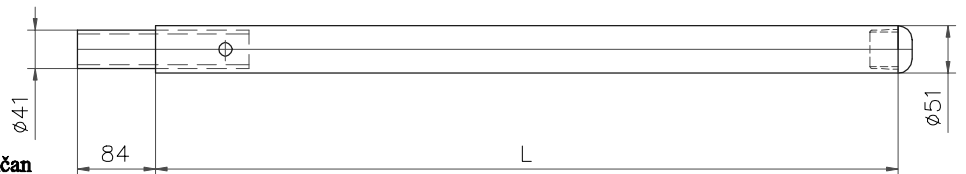
| Tip / Type | A | B | C | D | E | F | G | H | K | L | M | N | R | T |
|------------------------|------|------|-------|-------|-------|------|------|-------|------|-------|-------|------|------|------|
| Dužina / Length L [mm] | 1700 | 2000 | 3200 | 3300 | 3500 | 2100 | 2200 | 2700 | 2900 | 3100 | 2800 | 3300 | 1800 | 1400 |
| Masa / Mass [kg] | 6,82 | 7,96 | 12,53 | 12,91 | 13,68 | 8,34 | 8,72 | 10,63 | 5,10 | 12,15 | 11,01 | 6,20 | 7,20 | 5,68 |

**KOSNIK KONZOLE 51/41
STRUT TUBE 51/41**

64.202.000

Materijal: čelik DIN 17100, vruće pocinčan

Material : steel DIN 17100, hot dip galvanized



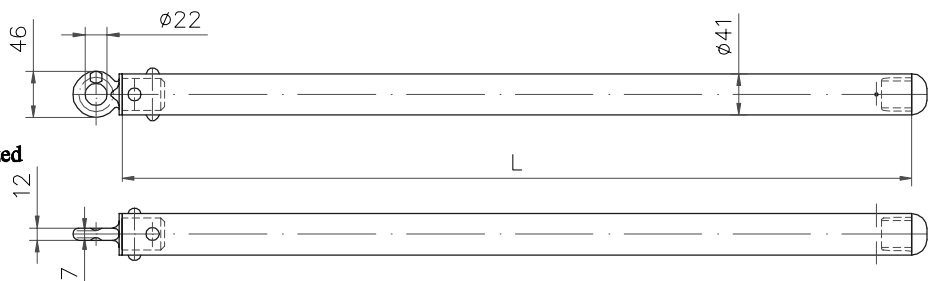
| Tip / Type | A | B | C | D | E | F | G | H | I | K | L | M | R | U | V | W | X | Y | Z |
|------------------------|-------|-------|-------|-------|-------|-------|-------|-------|-------|-------|-------|-------|------|-------|-------|-------|-------|-------|-------|
| Dužina / Length L [mm] | 2016 | 2166 | 2316 | 2416 | 2516 | 2616 | 2766 | 2916 | 3050 | 3066 | 3216 | 3366 | 1866 | 3616 | 3700 | 3800 | 3816 | 3850 | 3900 |
| Masa / Mass [kg] | 10,70 | 11,45 | 12,10 | 12,60 | 13,10 | 13,60 | 14,40 | 15,10 | 18,50 | 15,80 | 16,60 | 17,30 | 9,90 | 19,20 | 19,60 | 20,10 | 20,20 | 20,40 | 20,60 |

**NOSAČ POLIGONATORA 41/33
REGISTER ARM ASSEMBLY 41/33**

64.202.200

Materijal: čelik DIN 17100, vruće pocinčan

Material : steel DIN 17100, hot dip galvanized

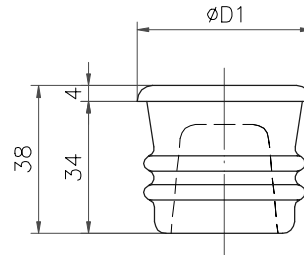


| Tip / Type | A | B | C | D | E | F | G | H | K | L | M | N | P | R |
|------------------------|------|------|------|------|------|------|------|------|------|------|------|------|------|------|
| Dužina / Length L [mm] | 1100 | 1300 | 1500 | 1700 | 1900 | 2100 | 2300 | 2500 | 2700 | 2900 | 3100 | 3300 | 3500 | 3700 |
| Masa / Mass [kg] | 4,4 | 5,2 | 6,0 | 6,8 | 7,6 | 8,4 | 9,2 | 10,0 | 10,8 | 11,6 | 12,4 | 13,2 | 14,0 | 14,8 |

**CEP CIJEVI
STOPPER**

65.142.800

Materijal: PVC
Material : PVC

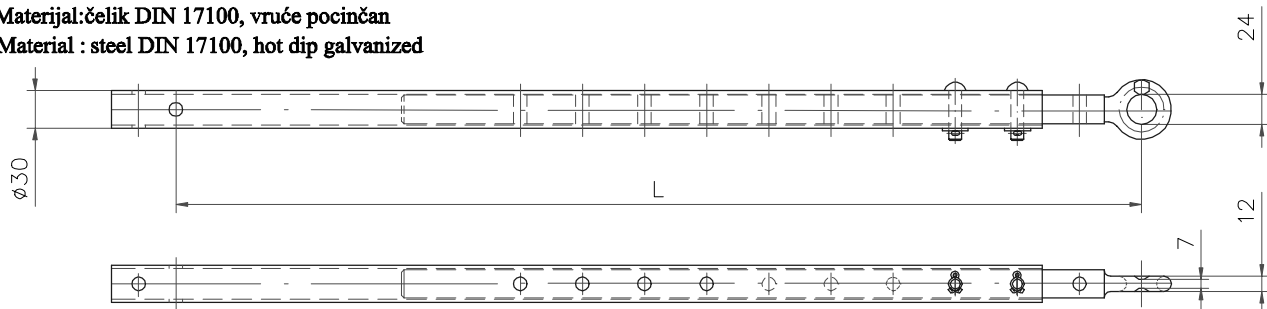


| Tip / Type | A | B | C | D | E | F | G |
|--------------------------|---------|-------|-------|---------|---------|---------|-------|
| Za cijev / For tube [mm] | Ø30x2,5 | Ø33x4 | Ø41x4 | Ø42,4x4 | Ø48,4x4 | Ø51x4,5 | Ø51x6 |
| ØD1 [mm] | Ø30 | Ø33 | Ø41 | Ø42,4 | Ø48,4 | Ø51 | Ø51 |

**PODESIVA POTPORA
ADJUSTABLES TOP STRUTS**

64.202.600

Materijal: čelik DIN 17100, vruće pocinčan
Material : steel DIN 17100, hot dip galvanized

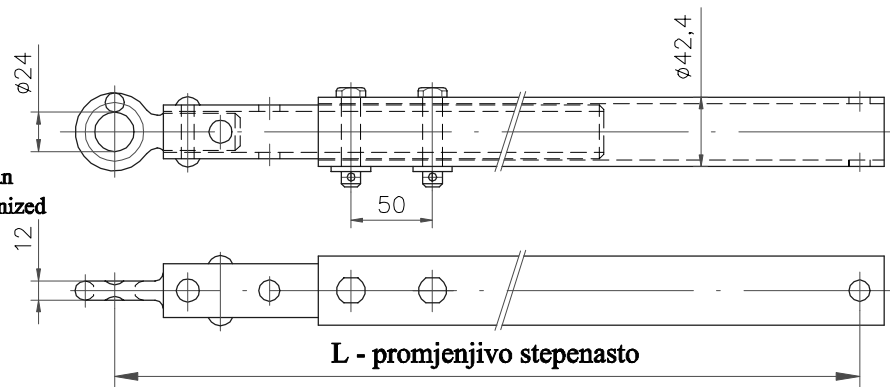


| Tip / Type | A | B | C | D | E | F | G | H | K | R | S |
|------------------------|------|------|------|------|------|------|------|------|------|------|------|
| Dužina / Length L [mm] | 1100 | 1300 | 1500 | 1700 | 1900 | 2100 | 2300 | 2500 | 2700 | 800 | 950 |
| Masa / Mass [kg] | 3,45 | 4,48 | 4,84 | 5,18 | 5,58 | 5,90 | 6,30 | 5,20 | 7,00 | 3,60 | 3,35 |

**PODESIVE POTPORE
ADJUSTABLES TOP STRUTS**

43.64.194

Materijal: čelik DIN 17100, vruće pocinčan
Material : steel DIN 17100, hot dip galvanized

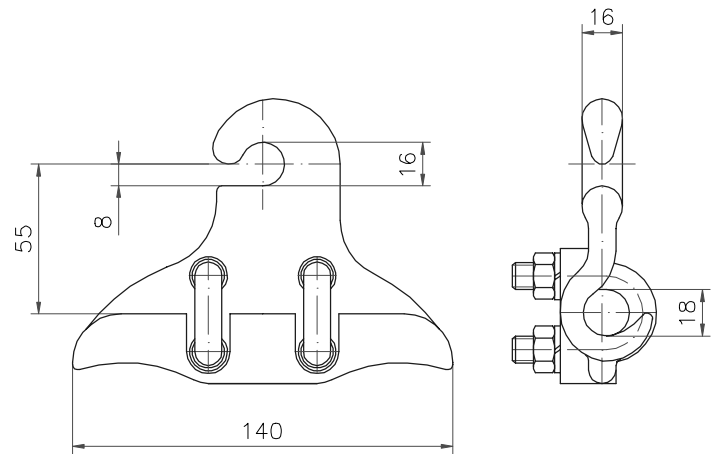


| Tip / Type | A | B | C | D | E | F | G | H | K |
|------------------------|------|------|------|------|------|------|------|------|------|
| Dužina / Length L [mm] | 1200 | 1300 | 1400 | 1500 | 1600 | 1700 | 1800 | 1900 | 2000 |
| Masa / Mass [kg] | 6,65 | 7,05 | 7,50 | 7,80 | 8,20 | 8,60 | 8,95 | 9,40 | 9,75 |

STEZALJKA S KUKOM ZA NOSIVO UŽE CATENARY SUSPENSION CLAMP

Materijal: aluminijaska bronca, DIN17656/17665
Material : aluminium bronze, DIN 17656/17665

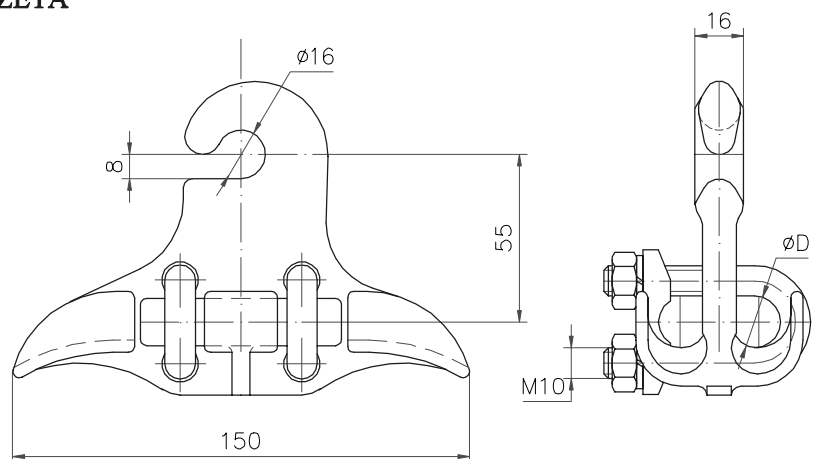
| Kat. br. Cat. No. | Dimenzije Dimensions D [mm] | Masa Mass [kg] |
|----------------------|--------------------------------------|----------------------|
| 64.200.500 | 18 | 0,89 |
| 64.200.550 | 14 | 0,92 |



STEZALJKA S KUKOM ZA DVA NOSIVA UŽETA DOUBLE CABLE CLAMP WITH HOOK

Materijal: aluminijaska bronca, DIN17656/17665
Material : aluminium bronze, DIN 17656/17665

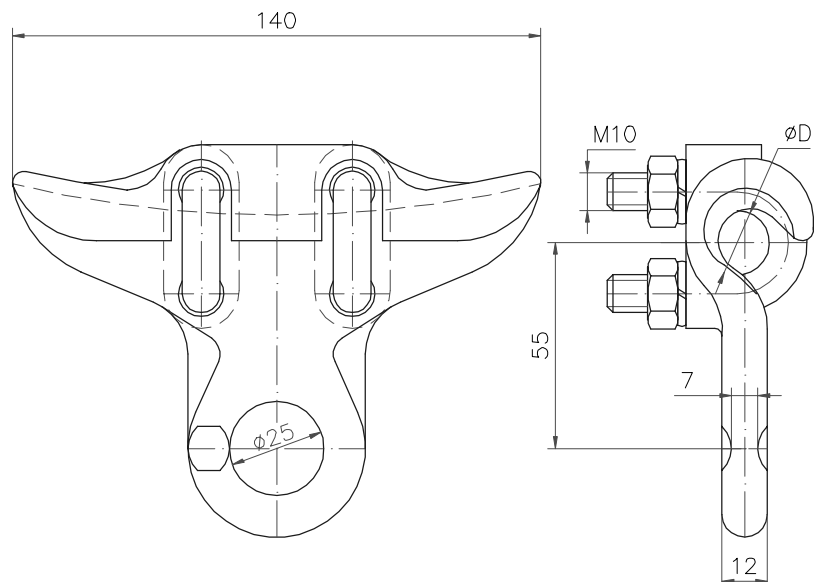
| Kat. br. Cat. No. | Dimenzije Dimensions ØD [mm] | Masa Mass [kg] |
|----------------------|---------------------------------------|----------------------|
| 64.202.900B | 17 | 1,27 |
| 64.202.950B | 14 | 1,30 |



STEZALJKA S U VIJCIMA I PRSTENOM CABLE CLAMP WITH EYE

Materijal: aluminijaska bronca, DIN17656/17665
Material : aluminium bronze, DIN 17656/17665

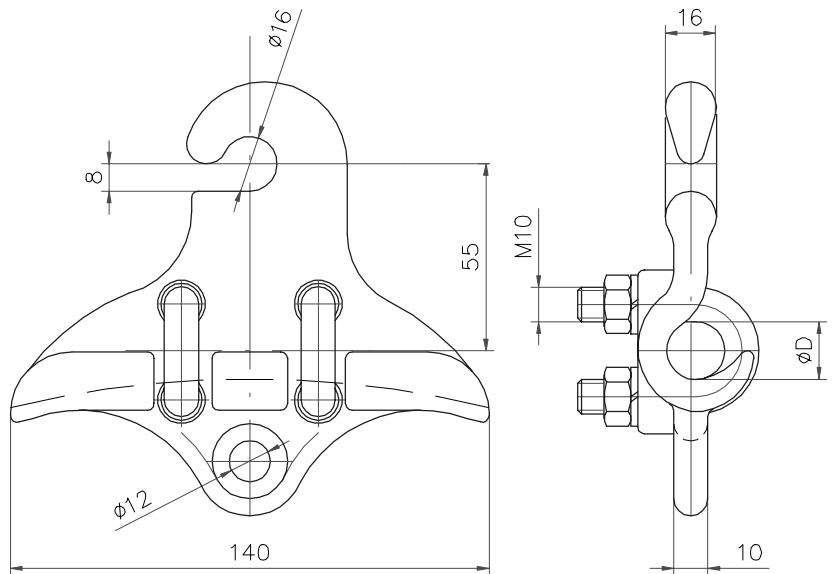
| Kat. br. Cat. No. | Dimenzije Dimensions ØD [mm] | Masa Mass [kg] |
|----------------------|---------------------------------------|----------------------|
| 64.203.000B | 17 | 1,05 |
| 64.203.050B | 14 | 1,12 |



STEZALJKA S KUKOM ZA NOSIVO UŽE CATENARY SUSPENSION CLAMP

Materijal: alumijska bronca, DIN17656 / 17665
Material : aluminium bronze, DIN 17656 / 17665

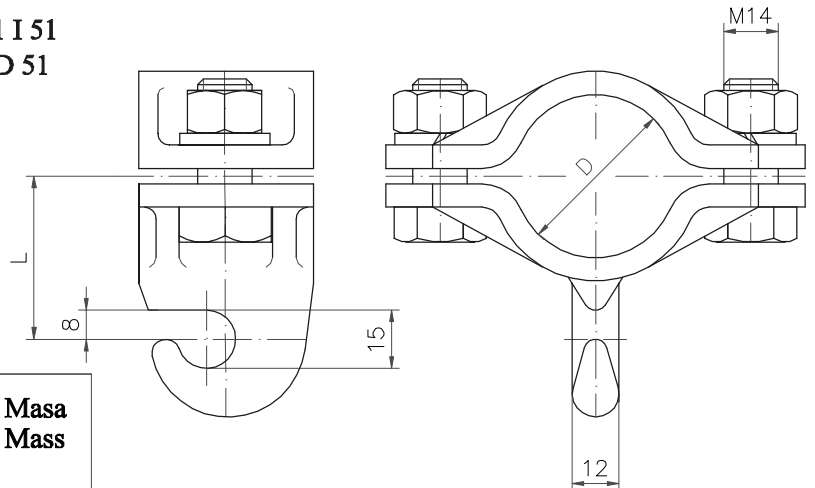
| Kat. br. Cat. No. | Dimenzije Dimensions ØD [mm] | Masa Mass [kg] |
|----------------------|---------------------------------------|----------------------|
| 64.250.500 | 17 | 0,79 |
| 64.250.550 | 14 | 0,83 |



STEZALJKE ZA NOSAÈ POLIGONATORA 41 I 51 REGISTER ARM CLAMPS FOR TUBE 41 AND 51

Materijal: alumijska bronca, DIN17656/17665
Material : aluminium bronze, DIN 17656/17665

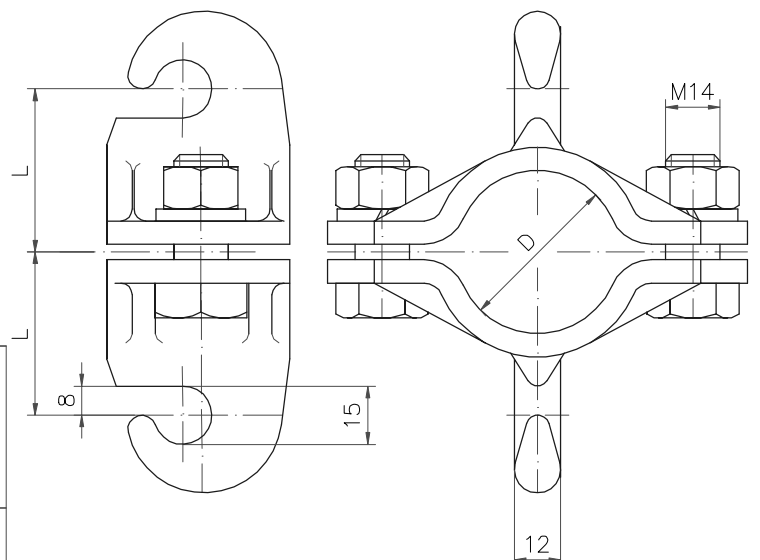
| Kat. br. Cat. No. | Tip Type | Dimenzije Dimensions | | Masa Mass [kg] |
|----------------------|-------------|-------------------------|-----------|----------------------|
| | | D [mm] | L [mm] | |
| 64.200.700 | 41 | 41 | 40 | 0,74 |
| 64.202.100 | 51 | 51 | 44 | 0,78 |



STEZALJKE ZA NOSAÈ POLIGONATORA 41 I 51 REGISTER ARM CLAMPS FOR TUBE 41 AND 51

Materijal: alumijska bronca, DIN17656/17665
Material : aluminium bronze, DIN 17656/17665

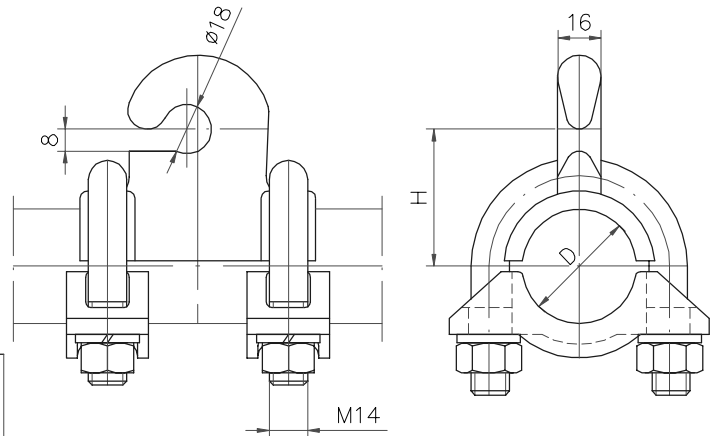
| Kat. br. Cat. No. | Tip Type | Dimenzije Dimensions | | Masa Mass [kg] |
|----------------------|-------------|-------------------------|-----------|----------------------|
| | | D [mm] | L [mm] | |
| 64.200.750 | 41 | 41 | 40 | 0,91 |
| 64.202.150 | 51 | 51 | 44 | 0,96 |



STEZALJKA S KUKOM ZA CIJEV 41/51 HOOK CLAMP FOR TUBE 41/51

Materijal: aluminijska bronca, DIN17656/17665
Material : aluminium bronze, DIN 17656/17665

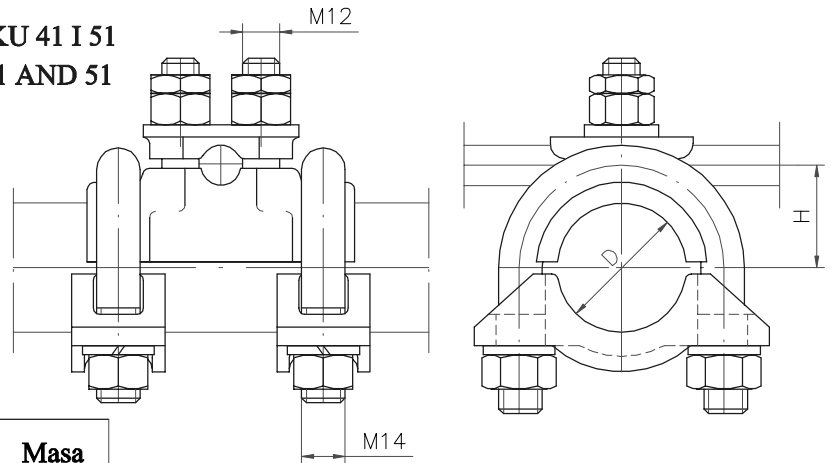
| Kat. br. Cat. No. | Dimenzije Dimensions | | Masa Mass |
|----------------------|-------------------------|-----|--------------|
| | H [mm] | D | |
| 64.204.800 | 50 | Ø41 | 1,53 |
| 64.205.000 | 52 | Ø51 | 1,80 |



STEZALJKA NOSIVOG UŽETA NA KOSNIKU 41 I 51 CATENARY WIRE SUSPENSION CLAMP 41 AND 51

Materijal: aluminijska bronca, DIN17656/17665
Material : aluminium bronze, DIN 17656/17665

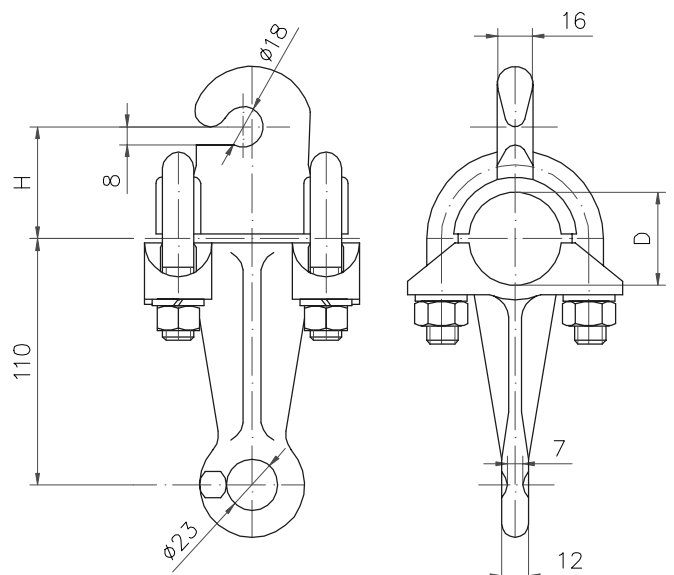
| Kat. br. Cat. No. | Dimenzije Dimensions | | Masa Mass |
|----------------------|-------------------------|-----|--------------|
| | H [mm] | D | |
| 64.204.900 | 33 | Ø41 | 1,80 |
| 64.205.100 | 38 | Ø51 | 2,12 |

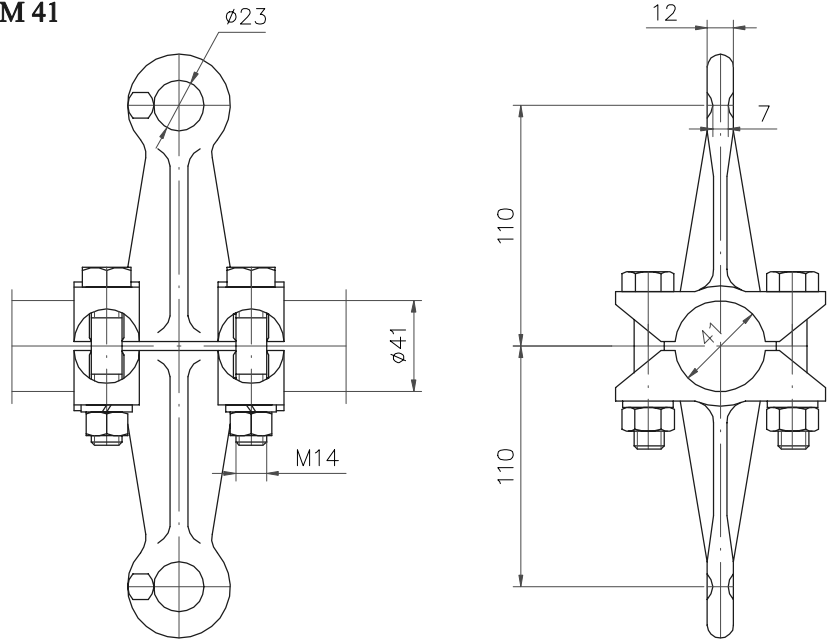
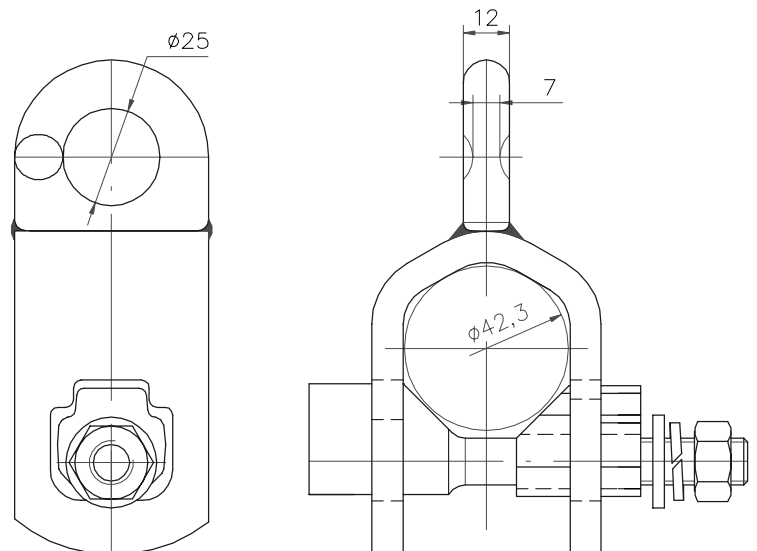
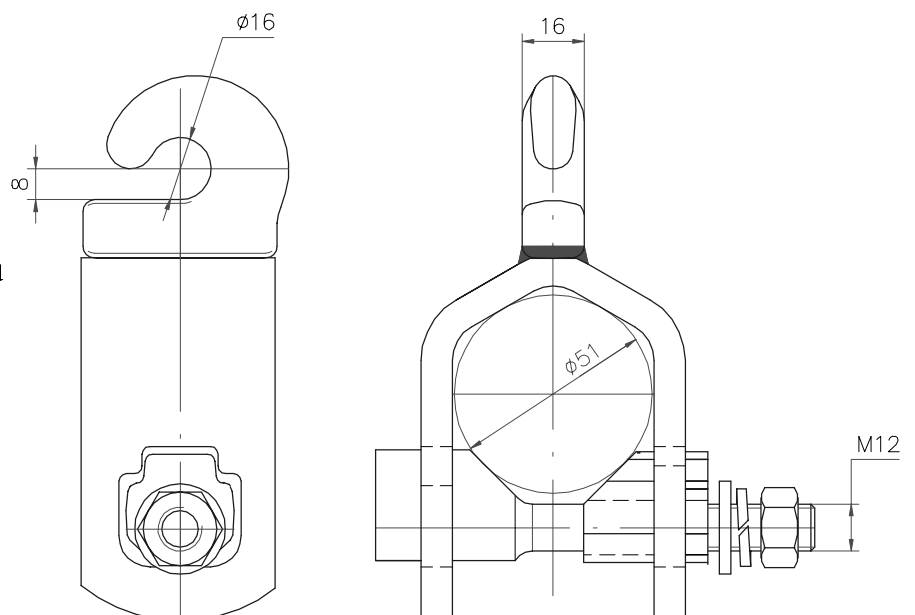


STEZALJKA S KUKOM I PRSTENOM 41 I 51 HOOK AND EYE CLAMP FOR TUBE 41 AND 51

Materijal: aluminijska bronca, DIN17656/17665
Material : aluminium bronze, DIN 17656/17665

| Kat. br. Cat. No. | Tip Type | Dimenzije Dimensions | | Masa Mass |
|----------------------|-------------|-------------------------|----|--------------|
| | | H [mm] | D | |
| 64.200.400 | 41 | 50 | 41 | 2,10 |
| 64.201.900 | 51 | 52 | 51 | 2,29 |



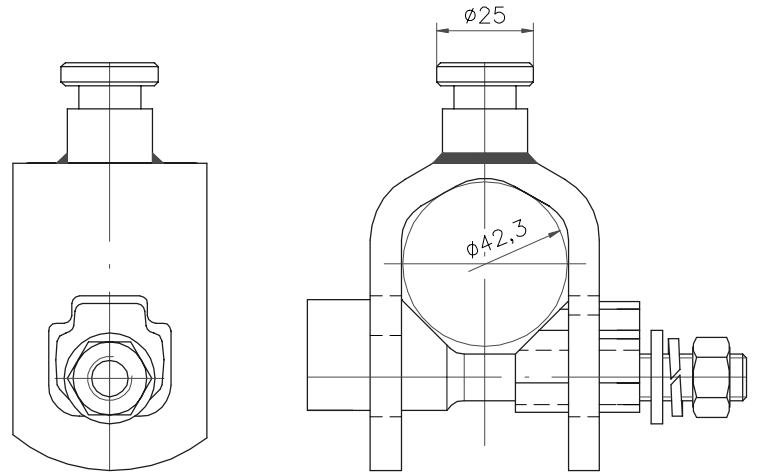
STEZALJKA S DVOSTRUKIM PRSTENOM 41
CLAMP WITH DOUBLE EYE
64.205.300
Materijal: aluminijaska bronca, DIN17656/17665
Masa: 12,33 kg
Material : aluminium bronze, DIN 17656/17665
Mass: 12,33 kg

STEZALJKA S OËKOM
CLAMP WITH RING
43.64.180
Materijal: ÷elik, DIN17100 vruæe pocinèan
Masa: 0,90 kg
Material : steel, DIN 17100 hot dip galvanized
Mass: 0,90 kg

STEZALJKA S KUKOM
CLAMP WITH HOOK
43.64.181
Materijal: ÷elik, DIN17100 vruæe pocinèan
Masa: 1,03 kg
Material : steel, DIN 17100 hot dip galvanized
Mass: 1,03 kg


STAZALJKA S BATIĆEM
CLAMP WITH BALL

43.64.182

Materijal: čelik, DIN17100 vruće pocinčan
Masa: 0,95 kg

Material : steel, DIN 17100 hot dip galvanized
Mass: 0,95 kg

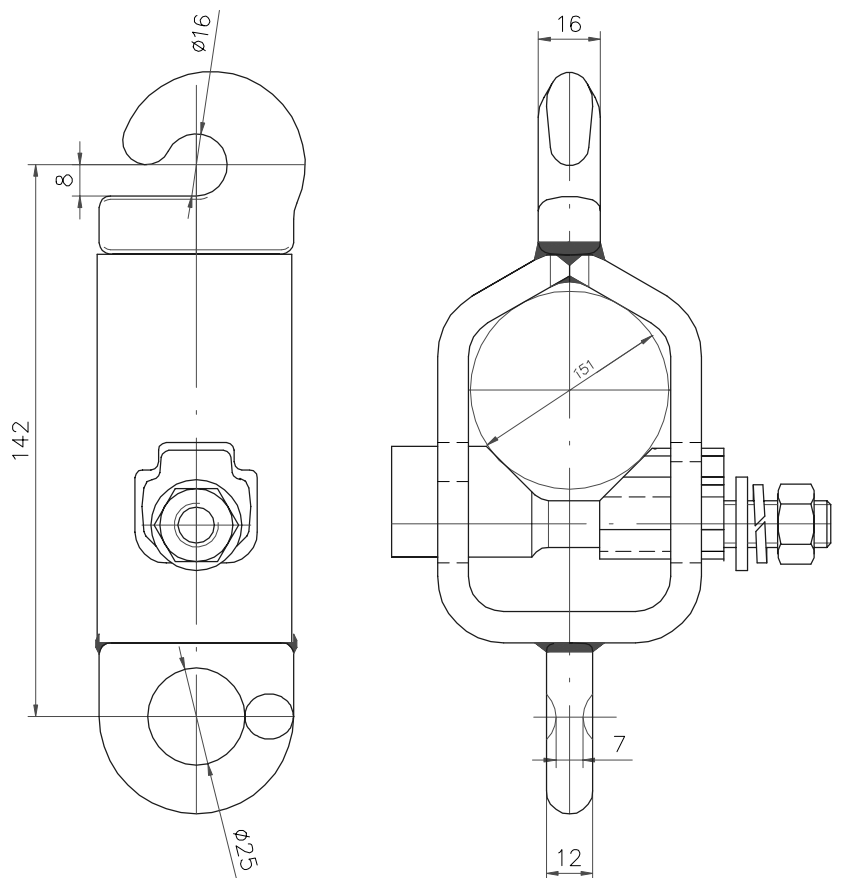


STEZALJKA S KUKOM I PRSTENOM
CLAMP WITH HOOK AND RING

43.64.183

Materijal: čelik, DIN17100 vruće pocinčan
Masa: 1,30 kg

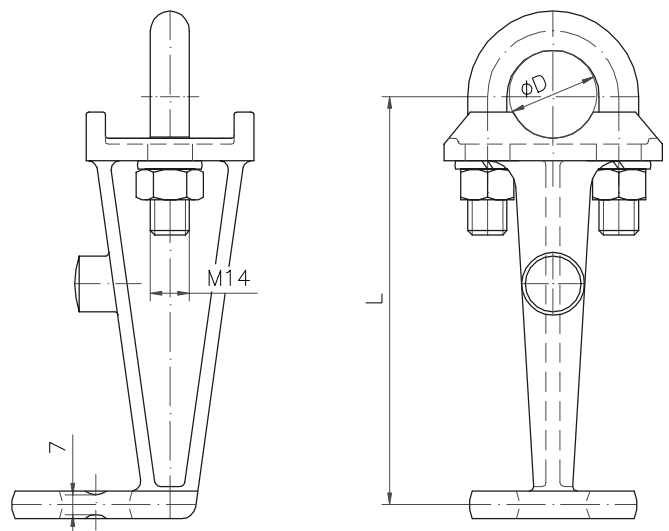
Material : steel, DIN 17100 hot dip galvanized
Mass: 1,30 kg



DRŽAČ POLIGONATORA 30, 41 I 51
DROP BRACKET FOR TUBE 30, 41 AND 51

Materijal: aluminijska bronca, DIN17656/17665
Material : aluminium bronze, DIN 17656/17665

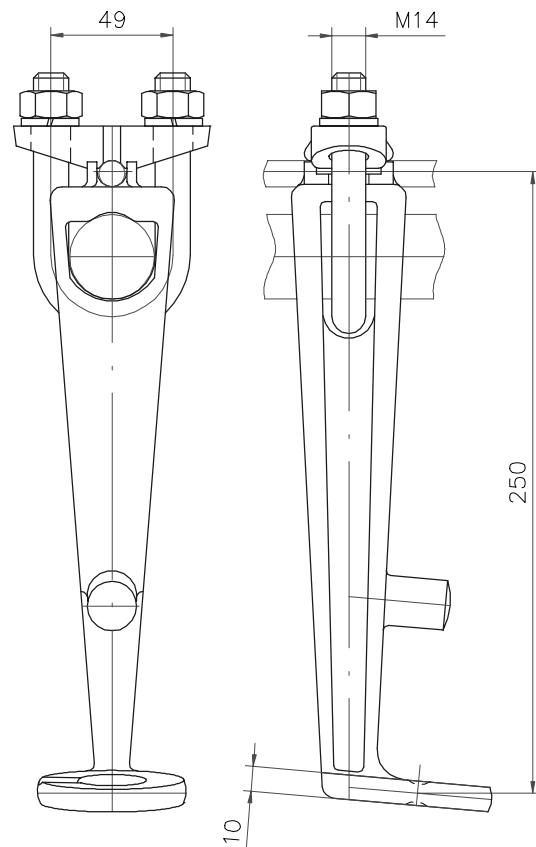
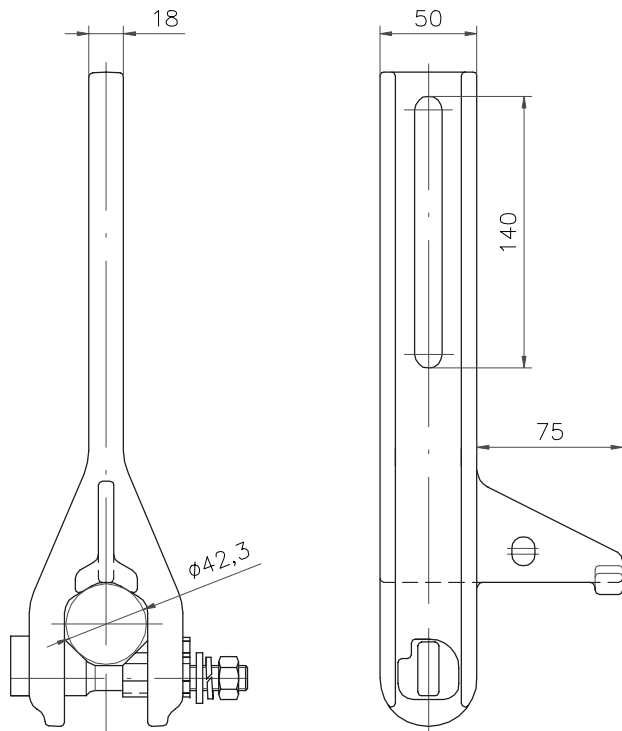
| Kat. br. Cat. No. | Tip Type | Dimenzije Dimensions | | Masa Mass [kg] |
|----------------------|-------------|-------------------------|-----|----------------------|
| | | D [mm] | L | |
| 64.201.000 | 30 | 30 | 146 | 1,24 |
| 64.202.300 | 41 | 41 | 150 | 1,25 |
| 64.205.200 | 51 | 51 | 150 | 1,38 |



**DRŽAČ POLIGONATORA
STEADY ARM SUPPORT**
64.204.300B
Materijal: alumijska bronca, DIN 17656 / 17665

Masa: 1,24 kg

Material : aliminium bronze, DIN 17656 / 17665

Mass: 1,24 kg

**DRŽAČ POLIGONATORA
STEADY ARM SUPPORT**
43.64.193
Materijal: alumijska bronca, DIN 17656 / 17665

Masa: 1,90 kg

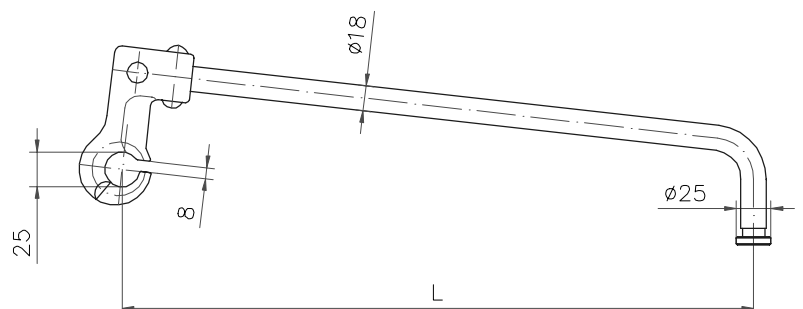
Material : aliminium bronze, DIN 17656 / 17665

Mass: 1,90 kg

**POLIGONATOR
STEADY ARM ROD**
64.201.100
Materijal: kovani čelik DIN 17200, vruće pocinčan

Material : drop forged steel DIN 17200, hot dip galvanized

| Tip / Type | A | B | C |
|------------------------|------|------|------|
| Dužina / Length L [mm] | 900 | 1300 | 1350 |
| Masa / Mass [kg] | 2,55 | 2,85 | 3,93 |

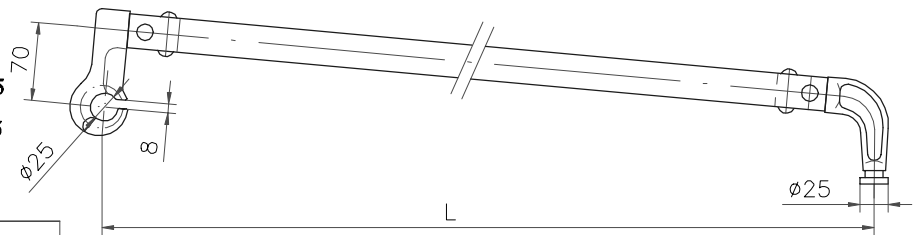


POLIGONATOR ZA VELIKA OPTEREĆENJA
STEADY ARM FOR HIGH LOAD

64.205.700K

Materijal: aluminijska bronca, DIN17656/17665

Material : aluminium bronze, DIN 17656/17665



| Tip / Type | A | B | C |
|------------------------|------|------|------|
| Dužina / Length L [mm] | 900 | 1100 | 1350 |
| Masa / Mass [kg] | 2,75 | 3,10 | 3,55 |

ZAKRIVLJENI POLIGONATOR
BENDING STEADY ARM

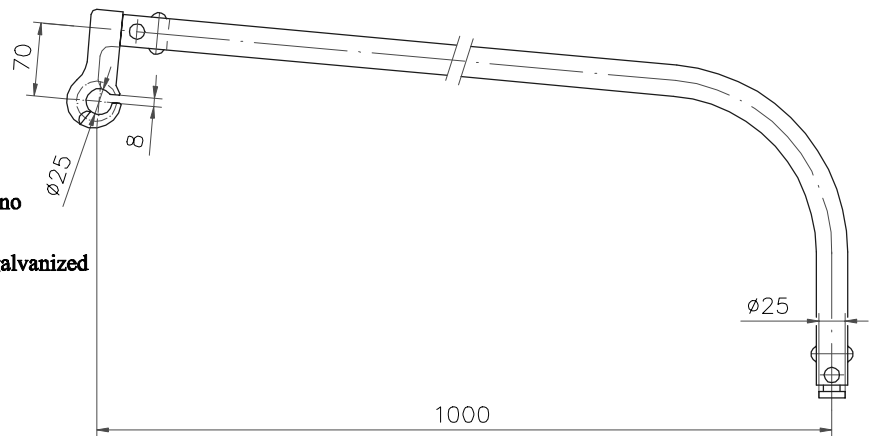
64.205.800

Materijal: kovani čelik, DIN 17200, vruće pocinčano

Masa: 3,30 kg

Material : drop forged steel, DIN 17200, hot dip galvanized

Mass: 3,30 kg



STEZALJKA KONTAKTNOG VODIČA ZA POLIGONATOR
CONTACT WIRE CLIP

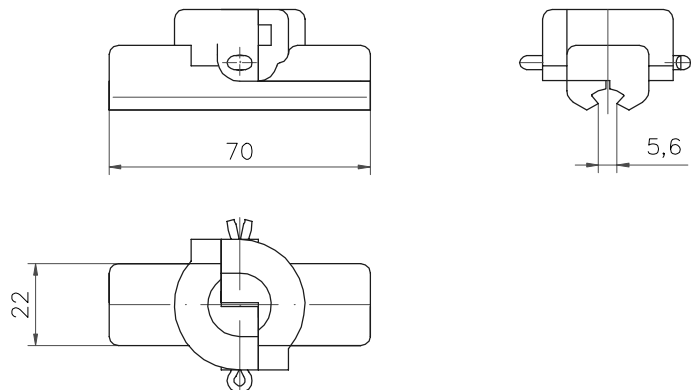
64.201.200

Materijal: aluminijska bronca, DIN17656/17665

Masa: 0,2 kg

Material : aluminium bronze, DIN 17656/17665

Mass: 0,2 kg



STEZALJKA DVOSTRUKOG KONTAKTNOG VODIČA ZA POLIGONATOR
TWIN CONTACT WIRE CLIP

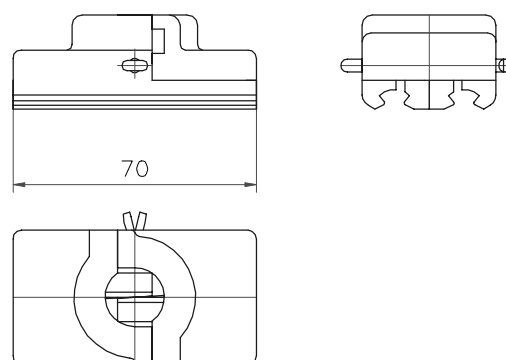
64.205.600

Materijal: aluminijska bronca, DIN17656/17665

Masa: 0,36 kg

Material : aluminium bronze, DIN 17656/17665

Mass: 0,36 kg

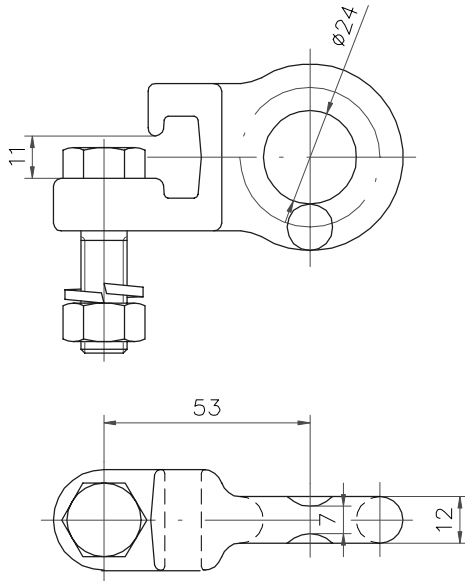


PRSTEN POLIGONATORA
RING OF STEADY ARM FASTENER

43.64.202

Materijal: aluminijaska bronca, DIN17656/17665
Masa: 0,37 kg

Material : aluminium bronze, DIN 17656/17665
Mass: 0,37 kg

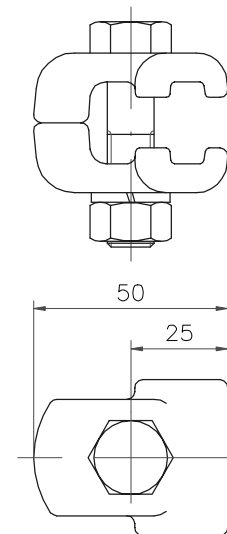


GRANIČNIK POLIGONATORA
STEADY ARM LIMITOR

43.64.203

Materijal: aluminijaska bronca, DIN17656/17665
Masa: 0,40 kg

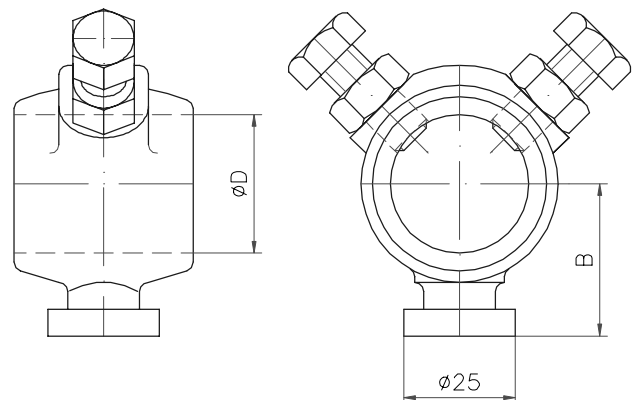
Material : aluminium bronze, DIN 17656/17665
Mass: 0,40 kg



NOSAČ STEZALJKE KONTAKTNOG VODIČA 30 I 41
SWIVEL FITTING CLAMP FOR TUBE 30 AND 41

Materijal: aluminijaska bronca, DIN17656/17665

Material : aluminium bronze, DIN 17656/17665



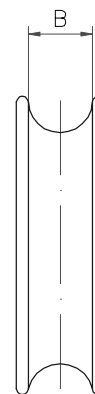
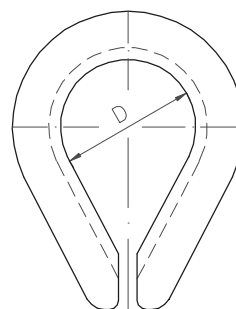
| Kat. br. Cat. No. | Tip Type | Dimenzije Dimensions | | Masa Mass |
|----------------------|-------------|-------------------------|----|--------------|
| | | D | B | |
| | | [mm] | | [kg] |
| 64.202.700 | 31 | 31 | 34 | 0,35 |
| 64.202.750 | 41 | 41 | 40 | 0,45 |

UŠKE ALKE ZA UŽE THIMBLES

Materijal: čelik DIN 17100, vruće pocinčan

Material : steel DIN 17100, hot dip galvanized

| Kat. br. Cat. No. | Tip Type | Dimenzije Dimensions | | Masa Mass [kg] |
|----------------------|-------------|-------------------------|-----------|----------------------|
| | | B [mm] | D [mm] | |
| 64.201.500 | Ø5 | 7 | 14,5 | 0,045 |
| 64.203.100 | Ø7 | 9 | 18,5 | 0,060 |
| 64.250.202 | Ø8 | 9 | 40 | 0,060 |
| 64.251.002 | Ø3 | 3,5 | 28 | 0,025 |
| 64.300.200 | Ø10-10,5 | 12,5 | 28 | 0,070 |
| 64.300.700 | Ø11,8 | 14 | 36 | 0,120 |
| 64.301.900 | Ø13-16 | 17,5 | 38 | 0,180 |

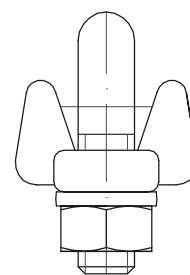
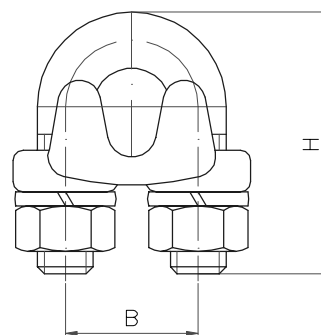


STEZALJKA S "U" VIJKOM "U" BOLT CLAMP FOR CABLE

Materijal: kovani čelik DIN 17200, vruće pocinčan

Material : drop forged steel DIN 17200, hot dip galvanized

| Kat. br. Cat. No. | Tip Type | Dimenzije Dimensions | | Masa Mass [kg] |
|----------------------|-------------|-------------------------|-----------|----------------------|
| | | B [mm] | H [mm] | |
| 64.201.700 | Ø5-7 | 19 | 35 | 0,07 |
| 64.251.600 | Ø8-11 | 24 | 60 | 0,35 |
| 64.300.100 | Ø10-12 | 30 | 60 | 0,35 |
| 64.301.800 | Ø13-16 | 34 | 75 | 0,51 |

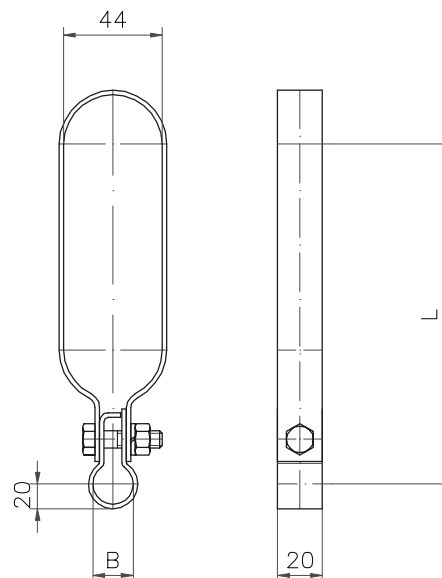


ALKA PROTIV VJETRA ANTI WIND STIRRUP

Materijal: čelik DIN 17100, vruće pocinčan

Material : steel DIN 17100, hot dip galvanized

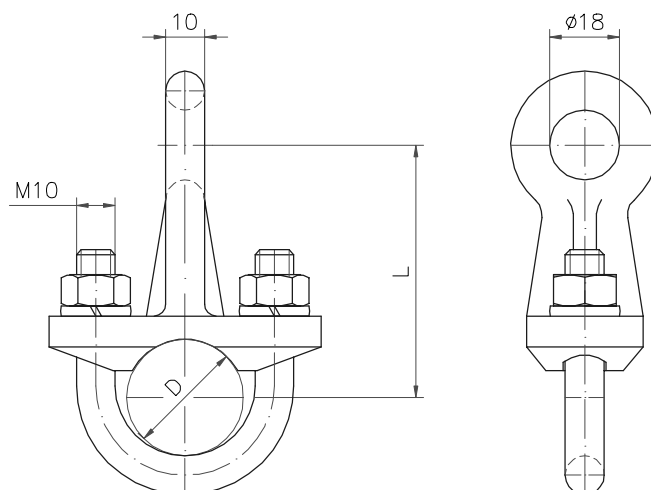
| Kat. br. Cat. No. | Dimenzije Dimensions | | Masa Mass [kg] |
|----------------------|-------------------------|-----------|----------------------|
| | L [mm] | B [mm] | |
| 64.201.300 | 152 | 18 | 0,20 |
| 64.205.900 | 115 | 35 | 0,19 |
| 64.206.500 | 152 | 30 | 0,20 |



STAZALJKA "V" VJEŠALJKE 30 I 41
"V" DROPPER EYE CLAMPS 30 AND 41

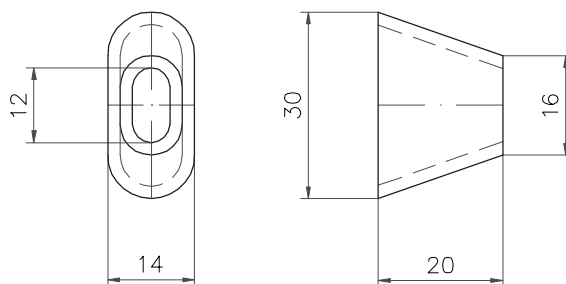
Materijal: alumijska bronca, DIN17656/17665
 Material : aluminium bronze, DIN 17656/17665

| Kat. br. Cat. No. | Dimenzije Dimensions | | Masa Mass [kg] |
|----------------------|-------------------------|----|----------------------|
| | D [mm] | L | |
| 64.201.400 | 30 | 65 | 0,39 |
| 64.202.400 | 41 | 62 | 0,63 |


PRSTEN "V" VJEŠALJKE
"V" DROPPER SLEEVE
64.201.600

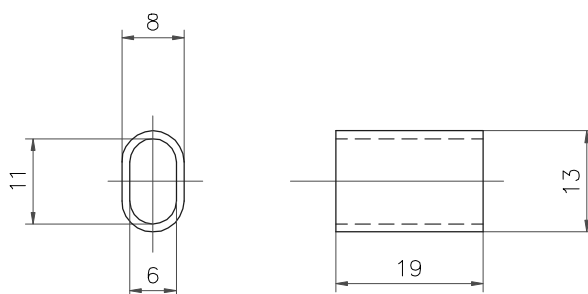
Materijal: bakar, DIN 1708
 Masa: 0,02 kg

Material : copper, DIN 1708
 Mass: 0,02 kg


PRSTEN "I" VJEŠALJKE
"I" DROPPER SLEEVE
64.201.650

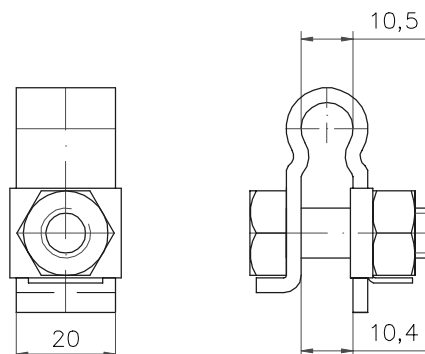
Materijal: bakar, DIN 1708
 Masa: 0,006 kg

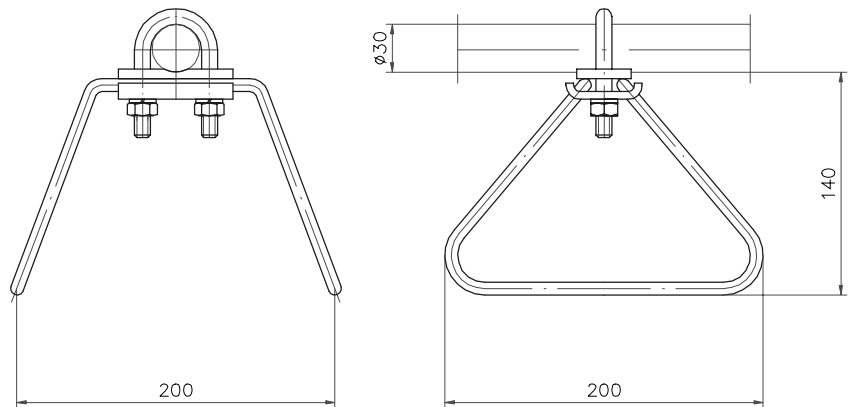
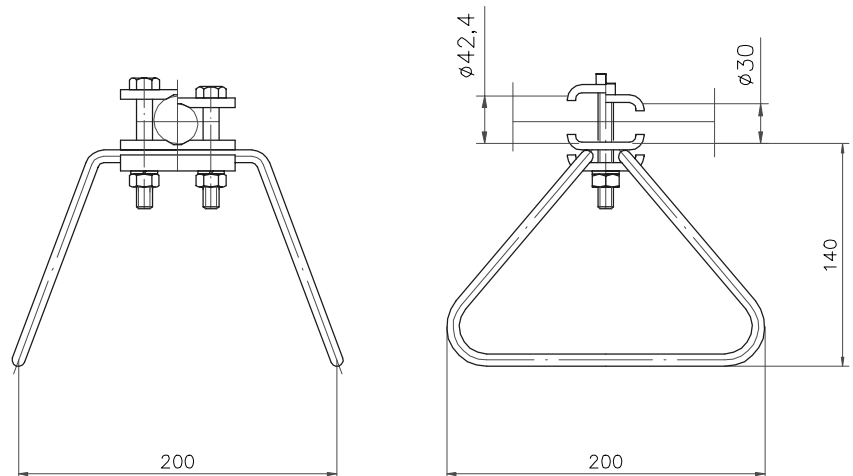
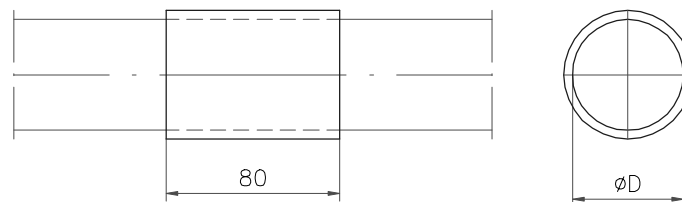
Material : copper, DIN 1708
 Mass: 0,006 kg


OBUJMICA "V" VJEŠALJKE
"V" DROPPER CLIP
64.201.800

Materijal: bakar, DIN 1708
 Masa: 0,091 kg

Material : copper, DIN 1708
 Mass: 0,091 kg



GRANIČNIK KONTAKTNOG VODIČA
LIMIT OF CONTACT WIRE
64.202.800
Materijal: čelik DIN 17100, vruće pocinčan
Masa: 1,23 kg
Material : steel DIN 17100, hot dip galvanized
Mass: 1,23 kg

GRANIČNIK KONTAKTNOG VODIČA
LIMIT OF CONTACT WIRE
64.252.400
Materijal: čelik DIN 17100, vruće pocinčan
Masa: 1,23 kg
Material : steel DIN 17100, hot dip galvanized
Mass: 1,23 kg

ZAŠTITNI PRSTEN
PROTECTION RING
Materijal: neopren
Material : neopren


| Kat. br. Cat. No. | Dimenzije Dimensions ØD [mm] | Masa Mass [kg] |
|----------------------|---------------------------------------|----------------------|
| 64.205.400 | 51 | 0,05 |
| 64.205.450 | 42 | 0,04 |

VJEŠALJKA ZA KONZOLU DVOSTRUKOG KONTAKTNOG VODIČA
SPECIAL DROPPER

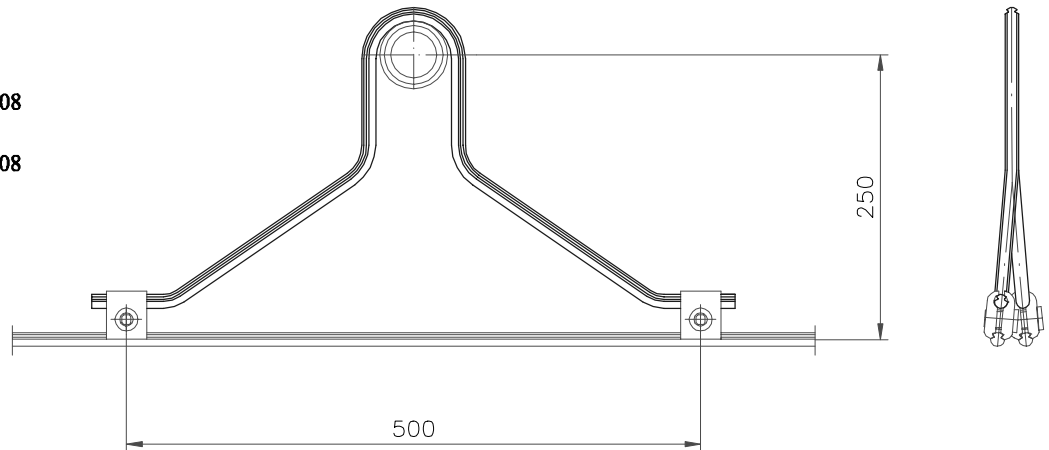
64.205.500

Materijal: bakar, DIN 1708

Masa: 0,76 kg

Material : bakar, DIN1708

Mass: 0,76 kg

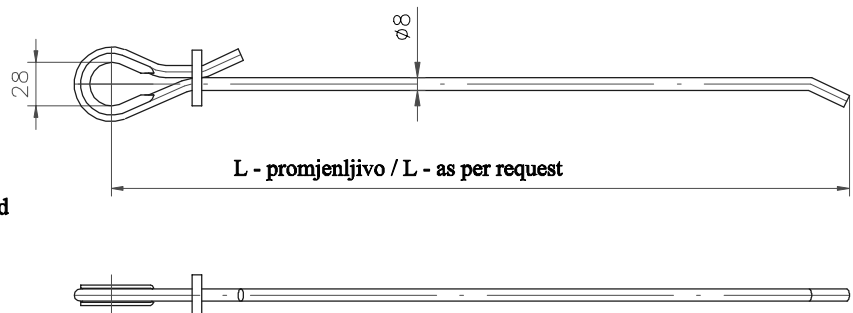


POLOVINA ZATEGE POLIGONATORA
CANTILEVER STEADY ARM

64.251.500

Materijal: čelik, DIN 17100, vruće pocinčano

Material : steel, DIN17100, hot dip galvanized

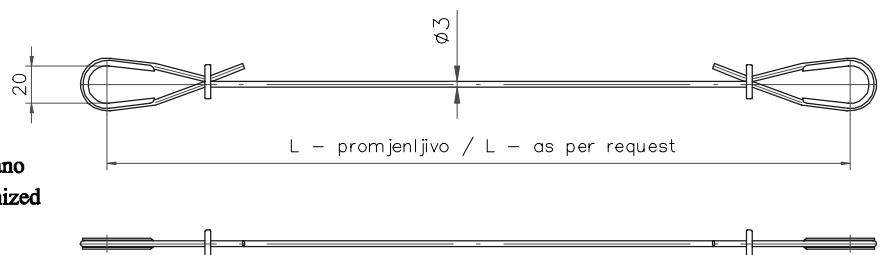


VJEŠALJKA POLIGONATORA
STEADY ARM HAENGER

64.252.300

Materijal: čelik, DIN 17100, vruće pocinčano

Material : steel, DIN17100, hot dip galvanized



ZATEGA KONZOLE
CANTILEVER STAY ROD

43.64.184

Materijal: nehr. čelik, DIN

Material : stainless steel, DIN



**STEZALJKA POLIGONATORA ZA VJEŠALJKU
HANGER CLAMP**

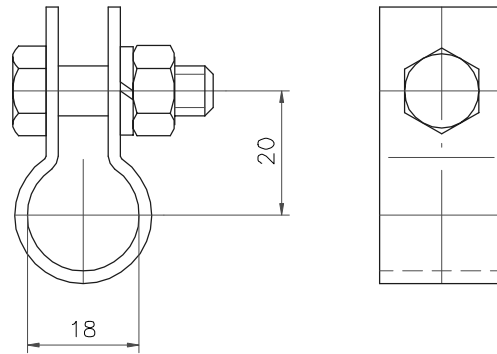
64.206.600

Materijal: čelik, DIN17100, vruće pocinčano

Masa: 0,071 kg

Material : steelDIN 17100, hot dip galvanized

Mass: 0,071 kg



**DRŽAČ DVA POLIGONATORA
TWIN PULL-OFF BRACKET**

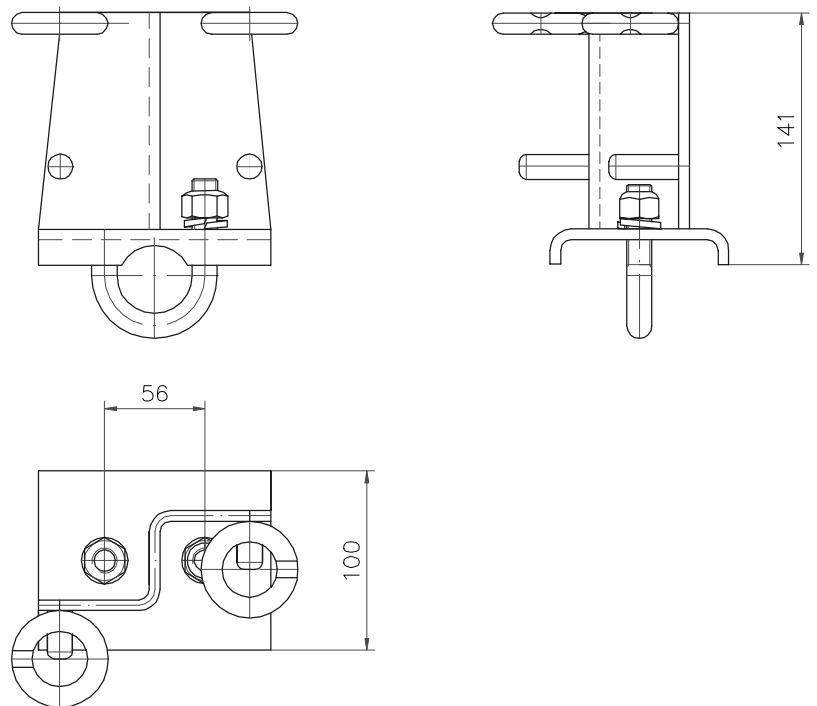
64.142.300

Materijal: čelik, DIN17100, vruće pocinčano

Masa: 2,40 kg

Material : steelDIN 17100, hot dip galvanized

Mass: 2,40 kg



**DRŽAČ DVA POLIGONATORA ZA TUNELSKU KONZOLU
TWIN PULL-OFF BRACKET**

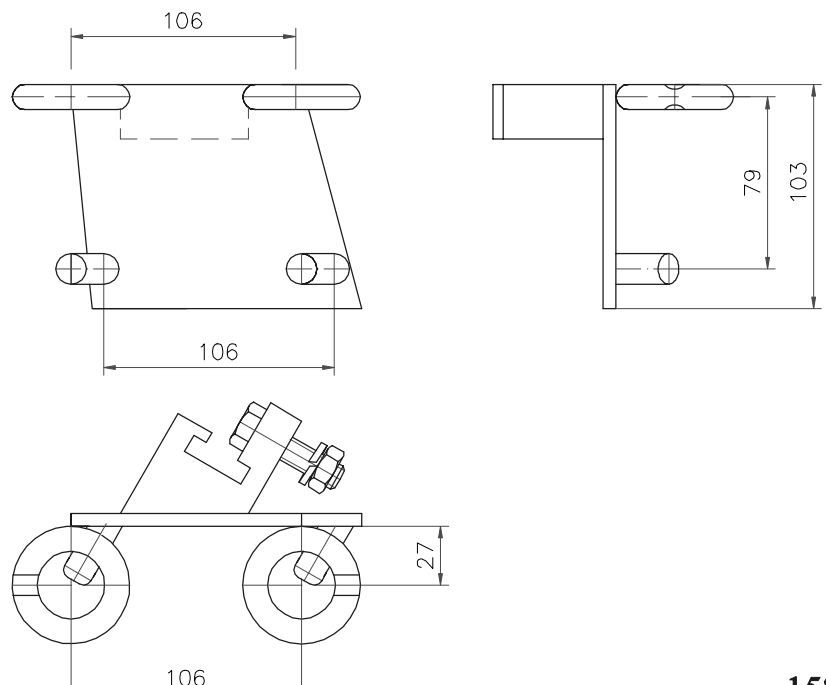
64.142.400

Materijal: čelik, DIN 17100, vruće pocinčano

Masa: 1,40 kg

Material : steel, DIN 17100, hot dip galvanized

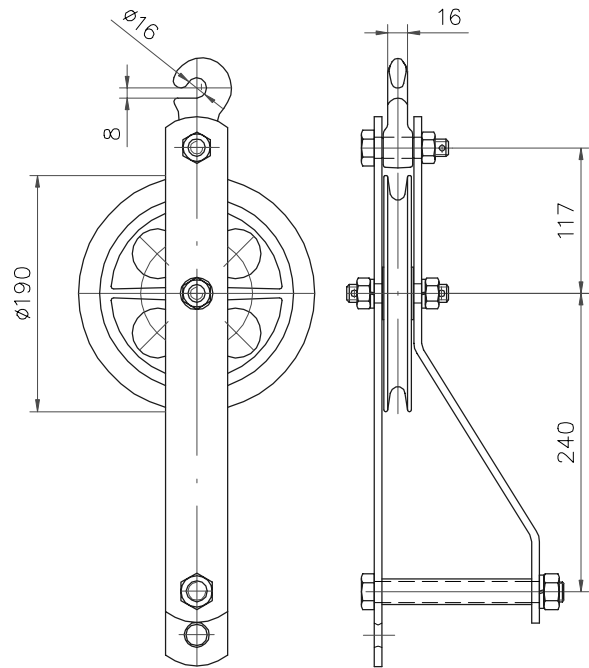
Mass: 1,40 kg



**KOTURA NOSIVOG UŽETA
CATENARY PULLEY**
64.204.000P
Materijal: alumijska bronca, DIN 17656 / 17665

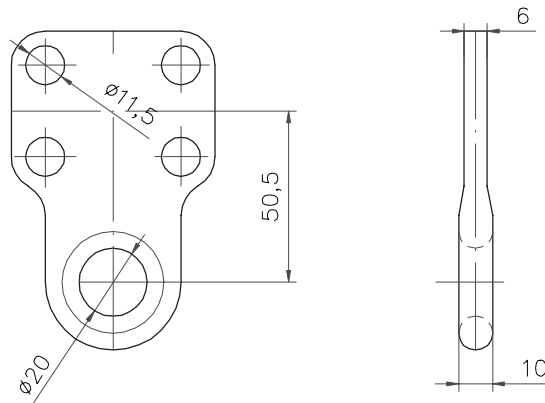
Masa: 5,50 kg

Material : aluminium bronze, DIN 17656 / 17665

Mass: 5,50 kg

**SPOJNA PLOČICA S PRSTENOM
CONNECTING PLATE WITH RING**
64.203.400B
Materijal: alumijska bronca, DIN 17656 / 17665

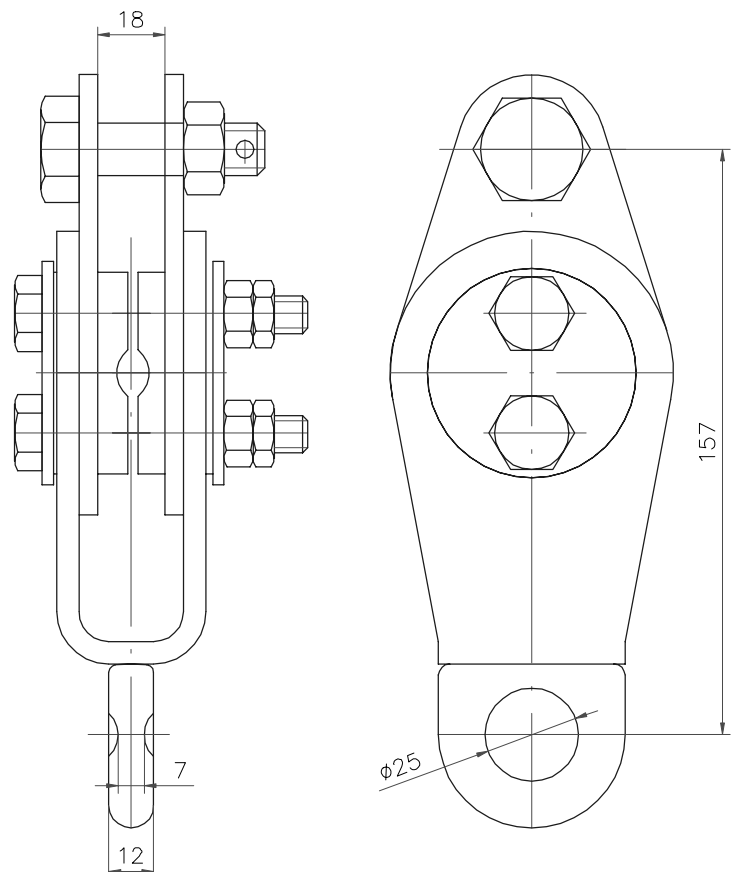
Masa: kg

Material : aluminium bronze, DIN 17656 / 17665

Mass: kg

**KLIZNA STEZALJKA ZA JEDNOSTRUKO UŽE
SLIDING CLAMP FOR SINGLE ROPE**
64.203.200V
Materijal: alumijska bronca, DIN 17656 / 17665

Masa: 1,70 kg

Material : aluminium bronze, DIN 17656 / 17665

Mass: 1,70 kg


KLIZNA STEZALJKA ZA DVOSTRUKO UŽE
SLIDING CLAMP FOR DOUBLE ROPE

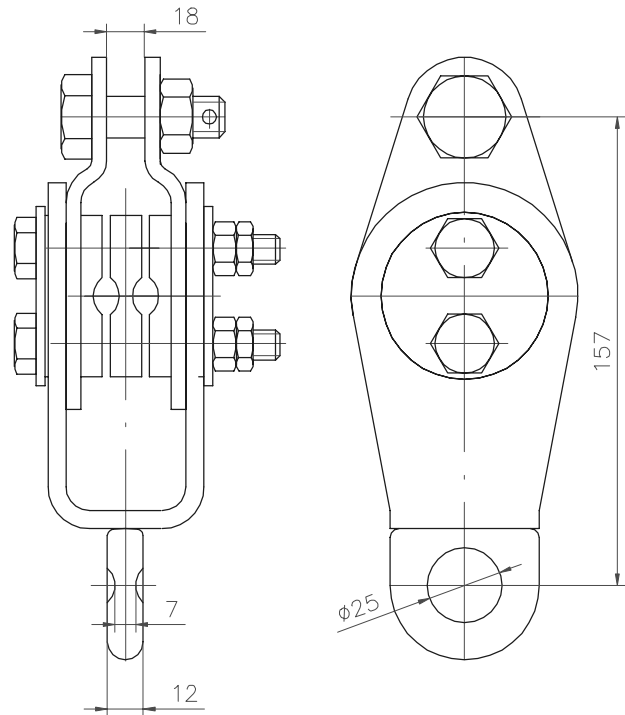
64.203.800V

Materijal: alumijska bronca, DIN 17656 / 17665

Masa: 1,90 kg

Material : aluminium bronze, DIN 17656 / 17665

Mass: 1,90 kg



STEZALJKA POMOĆNOG NOSIVOG UŽETA
CLAMP OF ACCESSORY

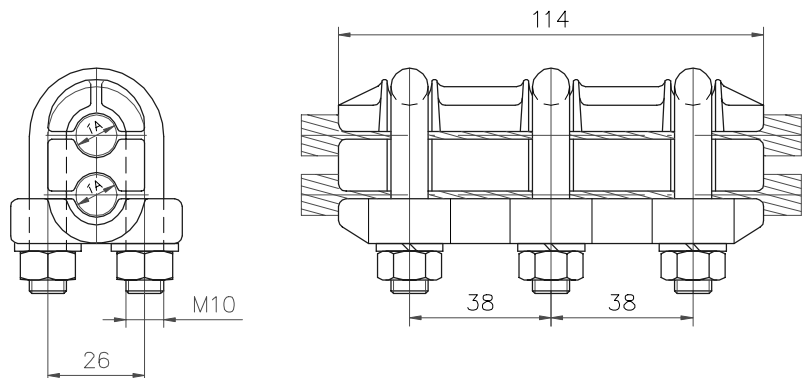
65.24.500

Materijal: alumijska bronca, DIN 17656 / 17665

Masa: 1,15 kg

Material : aluminium bronze, DIN 17656 / 17665

Mass: 1,15 kg



JARAM NOSAČA POLIGONATORA
YOKE FOR STEADY ARM

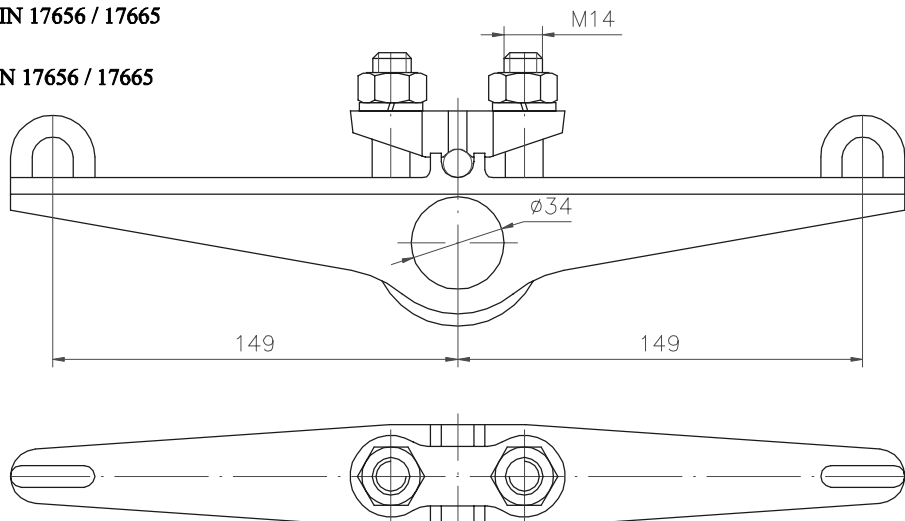
64.204.100B

Materijal: alumijska bronca, DIN 17656 / 17665

Masa: 1,75 kg

Material : aluminium bronze, DIN 17656 / 17665

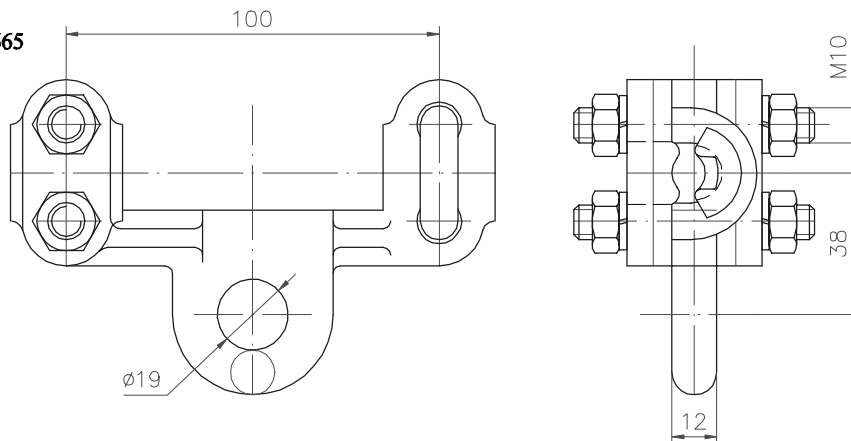
Mass: 1,75 kg



**DRŽAČ POLIGONATORA NA GP
STEADY ARM FASTENER**
64.203.600B
Materijal: alumijska bronca, DIN 17656 / 17665

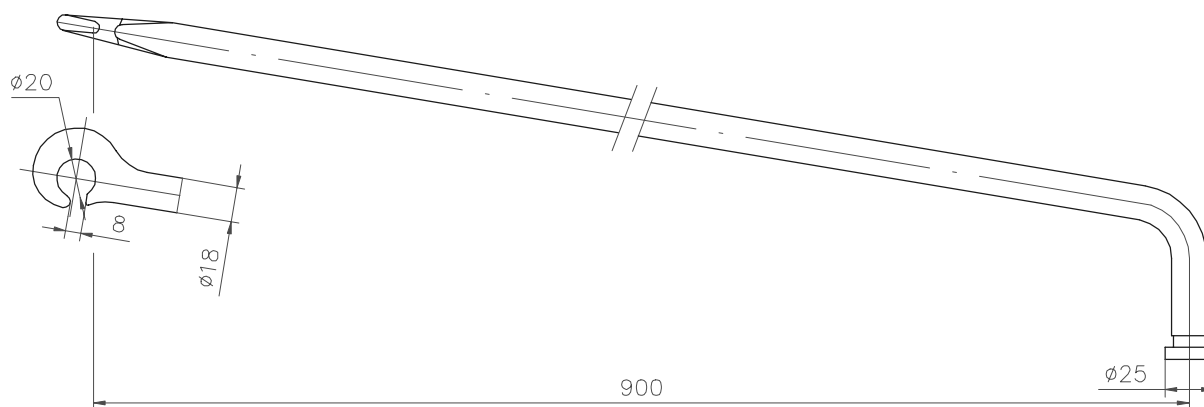
Masa: 1,15 kg

Material : aluminium bronze, DIN 17656 / 17665

Mass: 1,15 kg

**POLIGONATORA NA GP
STEADY ARM**
64.203.700
Materijal: kovani čelik, DIN 17200, vruće pocinčano

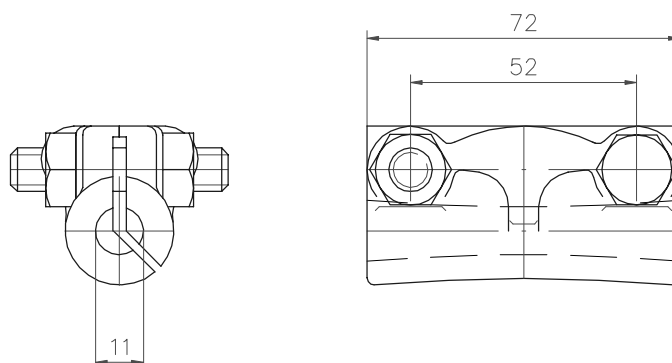
Masa: 2,10 kg

Material : drop forged steel, DIN 17200, hot dip galvanized

Mass: 2,10 kg

**OKRETNJA STEZALJKA ZA NOSIVO UŽE
CATENARY CABLE SWIVEL CLIP FOR CONTACT WIRE**
64.257.200
Materijal: alumijska bronca, DIN 17656 / 17665

Masa: 0,2 kg

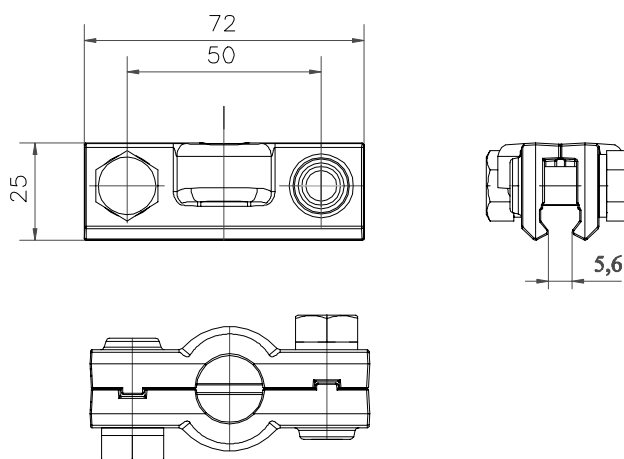
Material : aluminium bronze, DIN 17656 / 17665

Mass: 0,2 kg


OKRETNA STEZALJKA ZA KONTAKTNI VODIČ
CONTACT WIRE SWIVEL CLIP
64.257.500
Materijal: alumijska bronca, DIN 17656 / 17665

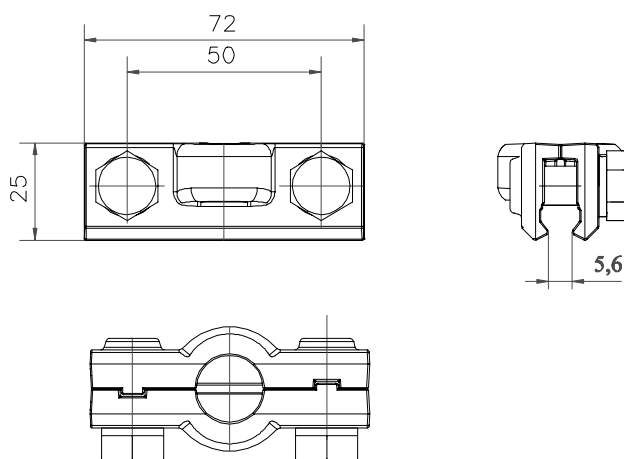
Masa: 0,20 kg

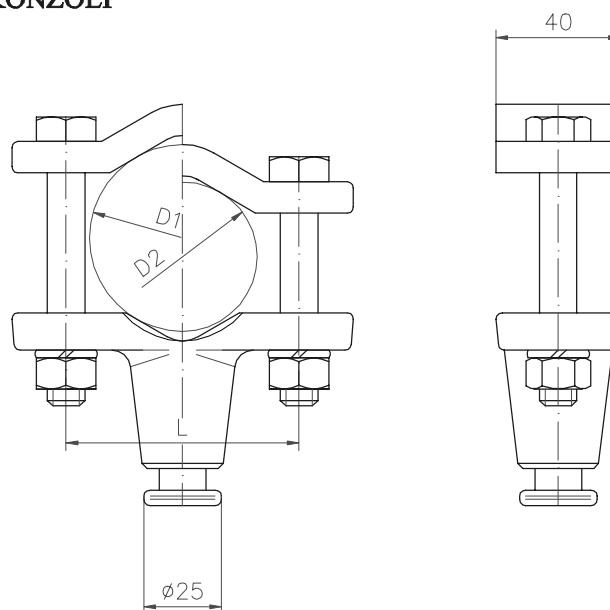
Material : aliminium bronze, DIN 17656 / 17665

Mass: 0,20 kg

OKRETNA STEZALJKA ZA KONTAKTNI VODIČ
CONTACT WIRE SWIVEL CLIP
64.257.550
Materijal: alumijska bronca, DIN 17656 / 17665

Masa: 0,20 kg

Material : aliminium bronze, DIN 17656 / 17665

Mass: 0,20 kg

NOSAČ OKRETNE STEZALJKE NA IZOLATORSKOJ KONZOLI
CLAMP SUPPORT FOR CONTACT WIRE
Materijal: alumijska bronca, DIN 17656 / 17665

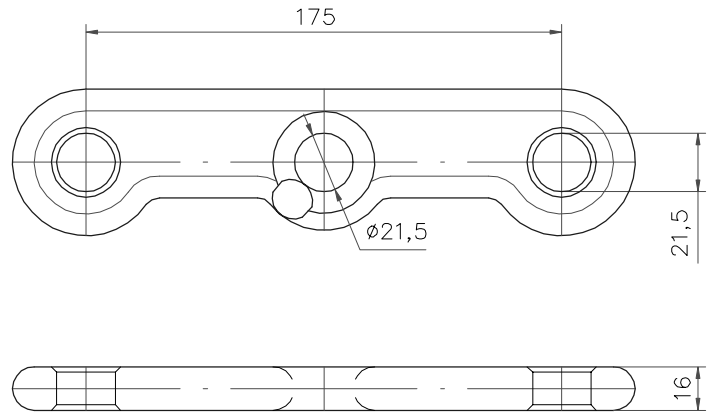
Material : aliminium bronze, DIN 17656 / 17665


| Kat. br. Cat. No. | Dimenzije Dimensions | | | Masa Mass [kg] |
|----------------------|-------------------------|------------|----|----------------------|
| | L | D1 [mm] | D2 | |
| 64.257.100 | 75 | 60 | 48 | 1,35 |
| 64.257.400 | 64 | 42 | 30 | 1,25 |

**SPONA IZOLATORA
JOINT OF INSULATORS**

64.257.600

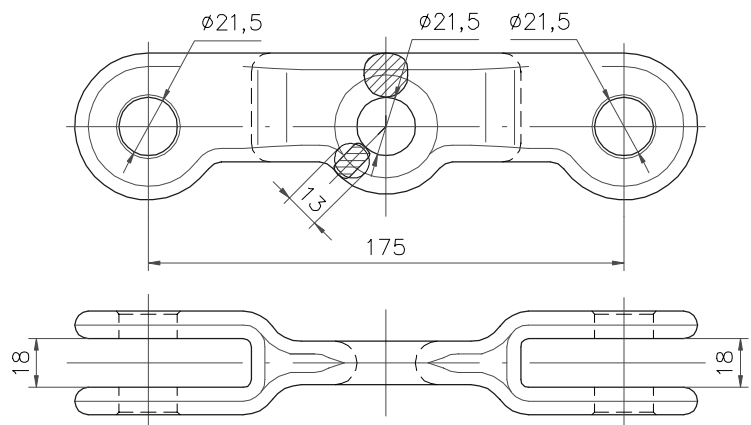
Materijal: čelik DIN 17100, vruće pocinčan
Masa: 1,10 kg
Material : steel DIN 17100, hot dip galvanized
Mass: 1,10 kg



**SPONA IZOLATORA
JOINT OF INSULATORS**

64.257.650

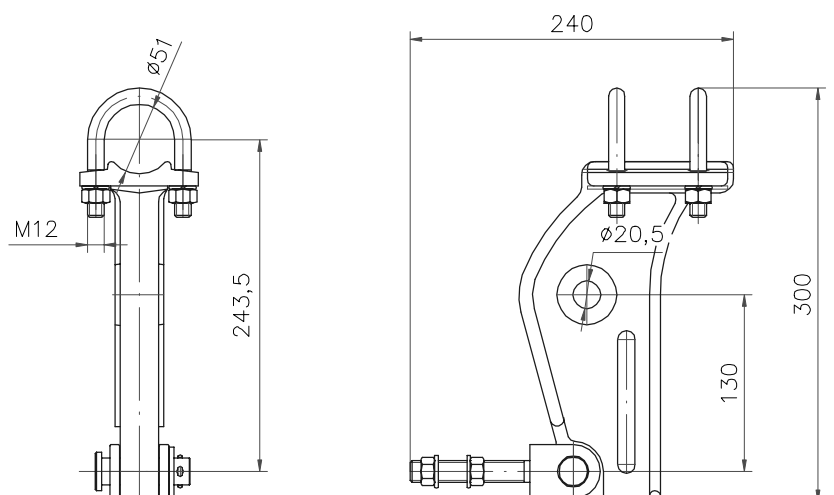
Materijal: aluminijska bronca, DIN 17656 / 17665
Masa: 1,30 kg
Material : aluminijum bronze, DIN 17656 / 17665
Mass: 1,30 kg



**NOSAČ IZOLATORSKE KONZOLE
SUPPORT OF INSULATOR**

64.164.600

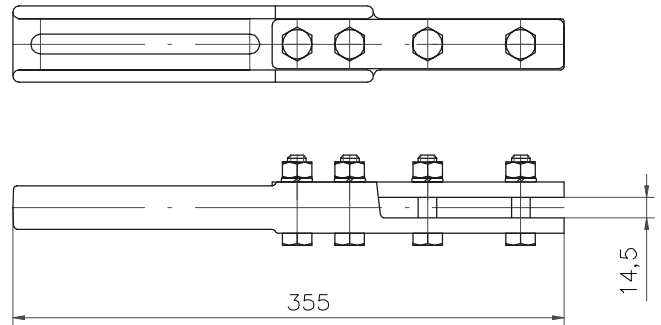
Materijal: čelik DIN 17100, vruće pocinčan
Masa: 5,50 kg
Material : steel DIN 17100, hot dip galvanized
Mass: 5,50 kg



PRODUŽNI NOSAË POLIGONATORA
STEADY ARM SUPPORT

64.164.700

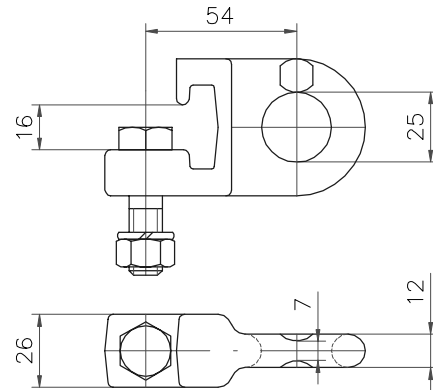
Materijal: ðelik DIN 17100, vruæe pocinèan
Masa: 2,60 kg
Material : steel DIN 17100, hot dip galvanized
Mass: 2,60 kg



PRSTEN POLIGONATORA
RING OF STEADY ARM FASTENER

64.164.800

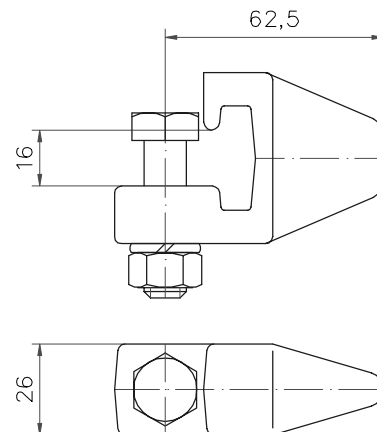
Materijal: aluminijaska bronca, DIN 17656 / 17665
Masa: 0,3 kg
Material : aliminium bronze, DIN 17656 / 17665
Mass: 0,3 kg



GRANIËNIK POLIGONATORA
STEADY ARM LIMITOR

64.164.900

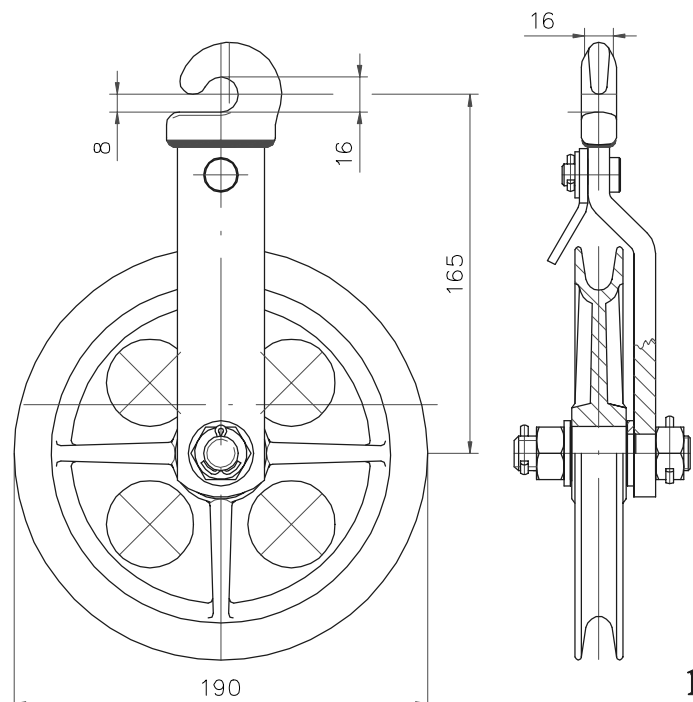
Materijal: aluminijaska bronca, DIN 17656 / 17665
Masa: 0,33 kg
Material : aliminium bronze, DIN 17656 / 17665
Mass: 0,33 kg



KOTAË NOSIVOË UŽETA
RUNNING BLOCK FOR CANTILVER CABLE

64.257.700V

Materijal: aluminijaska bronca, DIN 17656 / 17665
Masa: 3,15 kg
Material : aliminium bronze, DIN 17656 / 17665
Mass: 3,15 kg

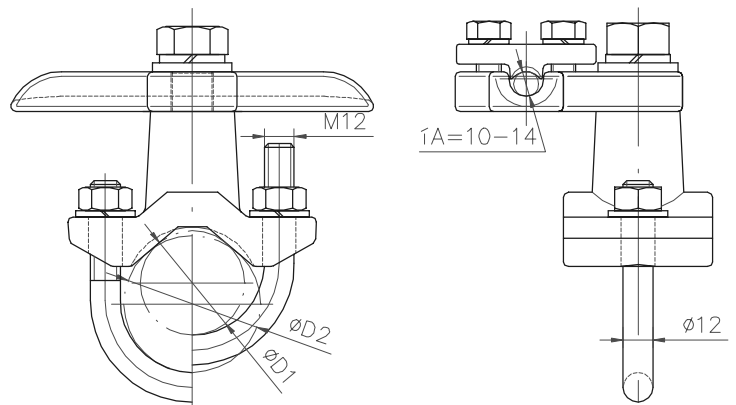


NOSAČ SA STEZALJKOM ZA NU SUPPORT WITH CLAMP FOR CATENARY CABLE

Materijal: čelik DIN 17100, vruće pocinčan

Material: steel DIN 17100, hot dip galvanized

| Kat. br. Cat. No. | Dimenzije Dimensions | | Masa Mass [kg] |
|----------------------|-------------------------|------------|----------------------|
| | D1 [mm] | D2 [mm] | |
| 64.257.800 | 42 | 55 | 1,50 |
| 64.257.850 | 55 | 70 | 1,70 |

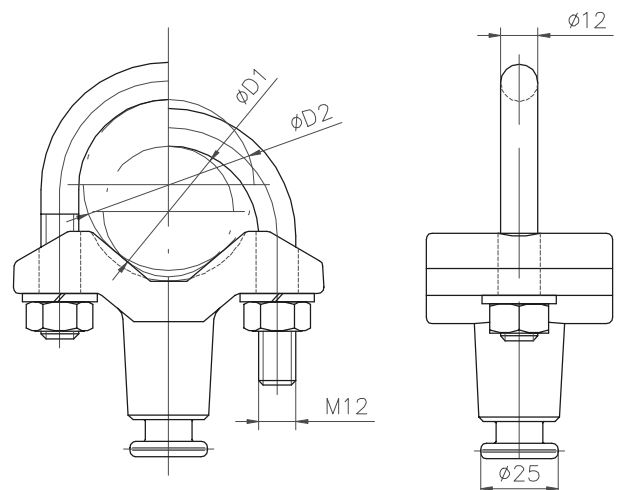


NOSAČ STEZALJKE NA KONZOLI STEADY ARM CLAMP HOLDER

Materijal: aluminijska legura, DIN 1725

Material: aluminium alloy, DIN 1725

| Kat. br. Cat. No. | Dimenzije Dimensions | | Masa Mass [kg] |
|----------------------|-------------------------|------------|----------------------|
| | D1 [mm] | D2 [mm] | |
| 65.19.100 | 42 | 55 | 1,15 |
| 65.19.150 | 55 | 70 | 1,25 |

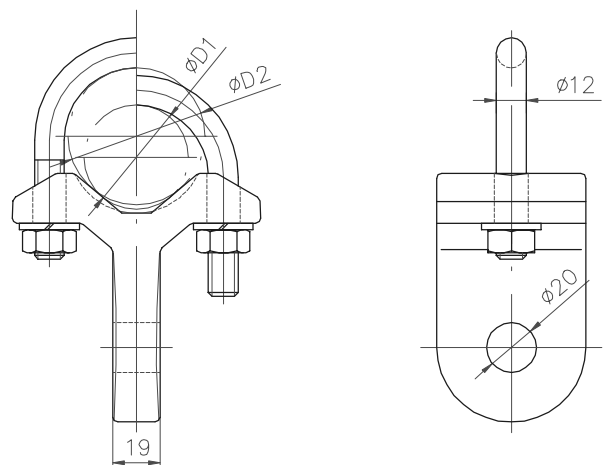


STEZALJKA S OČKOM EYE CLAMPS

Materijal: aluminijska legura, DIN 1725

Material: aluminium alloy, DIN 1725

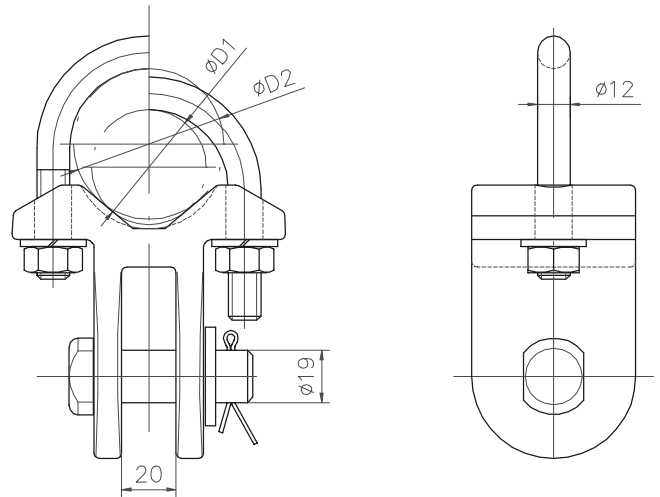
| Kat. br. Cat. No. | Dimenzije Dimensions | | Masa Mass [kg] |
|----------------------|-------------------------|------------|----------------------|
| | D1 [mm] | D2 [mm] | |
| 65.19.300 | 42 | 55 | 1,45 |
| 65.19.350 | 55 | 70 | 1,62 |



STEZALJKA S VILICOM CLEVIS CLAMP

Materijal: aluminijaska legura, DIN 1725
Material : aluminium alloy, DIN 1725

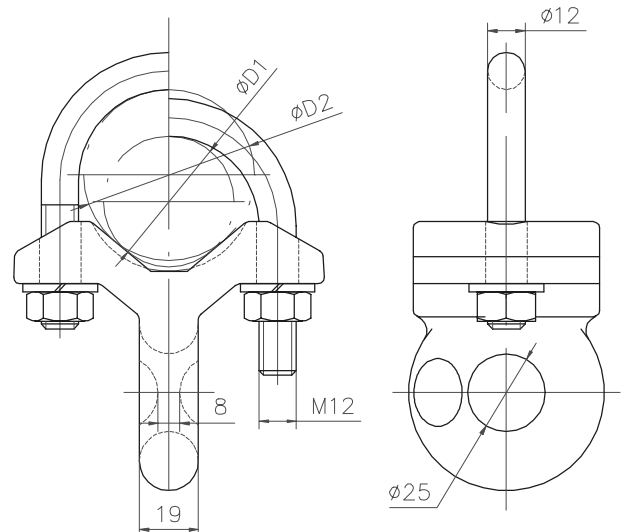
| Kat. br. Cat. No. | Dimenzije Dimensions | | Masa Mass [kg] |
|----------------------|-------------------------|------------|----------------------|
| | D1 [mm] | D2 [mm] | |
| 65.20.200 | 42 | 55 | 0,85 |
| 65.20.250 | 55 | 70 | 0,93 |



STEZALJKA S OČKOM ZA KOSNIK KONZOLE EYE CLAMPS FOR REGISTRATION TUBES

Materijal: aluminijaska legura, DIN1725
Material : aluminium alloy, DIN 1725

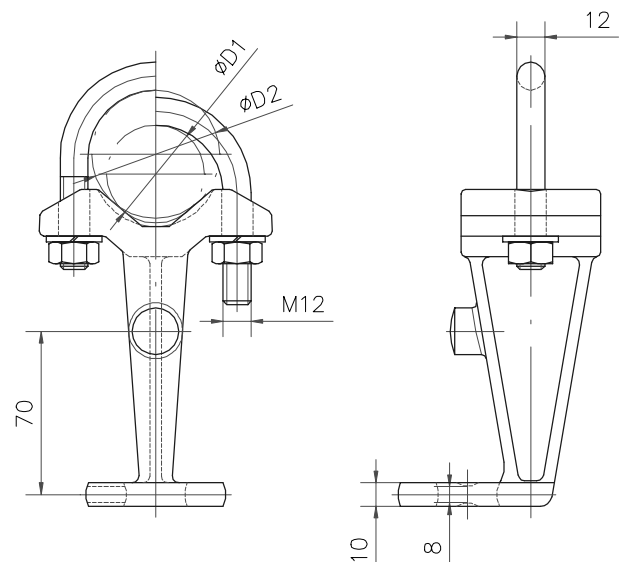
| Kat. br. Cat. No. | Dimenzije Dimensions | | Masa Mass [kg] |
|----------------------|-------------------------|------------|----------------------|
| | D1 [mm] | D2 [mm] | |
| 65.19.200 | 42 | 55 | 0,5 |
| 65.19.250 | 55 | 70 | 0,55 |



DRŽAČ POLIGONATORA DROP BRACKET

Materijal: aluminijaska legura, DIN 1725
Material : aluminium alloy, DIN 1725

| Kat. br. Cat. No. | Dimenzije Dimensions | | Masa Mass [kg] |
|----------------------|-------------------------|------------|----------------------|
| | D1 [mm] | D2 [mm] | |
| 65.19.500 | 42 | 55 | 0,5 |
| 65.19.550 | 55 | 70 | 0,55 |

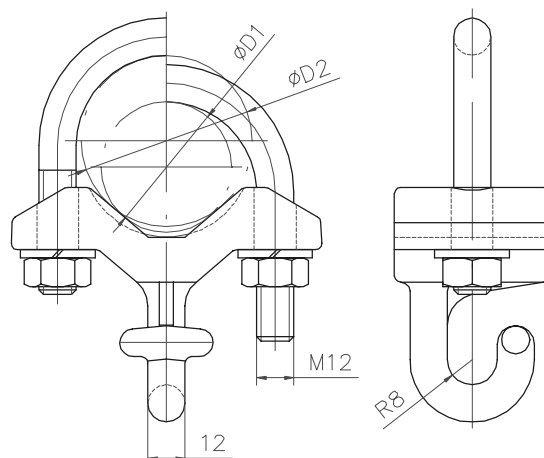


STEZALJKA S KUKOM CLAMP WITH HOOK

Materijal: aluminijska legura, DIN 1725

Material : aluminium alloy, DIN 1725

| Kat. br. Cat. No. | Dimenzije Dimensions | | Masa Mass [kg] |
|----------------------|-------------------------|------------|----------------------|
| | D1 [mm] | D2 [mm] | |
| 65.19.600 | 42 | 55 | 0,40 |
| 65.19.650 | 55 | 70 | 0,45 |

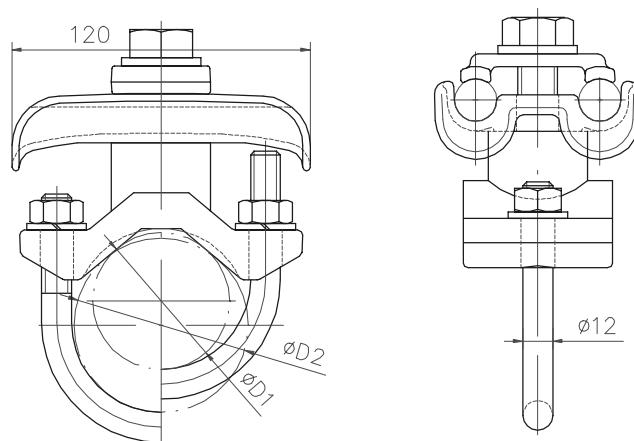


STEZALJKA ZA NOSIVO UŽE NA KONZOLI CATENARY CLAMP

Materijal: aluminijska legura, DIN 1725

Material : aluminium alloy, DIN 1725

| Kat. br. Cat. No. | Dimenzije Dimensions | | Masa Mass [kg] |
|----------------------|-------------------------|------------|----------------------|
| | D1 [mm] | D2 [mm] | |
| 65.19.700 | 42 | 55 | 1,15 |
| 65.19.750 | 55 | 70 | 1,20 |

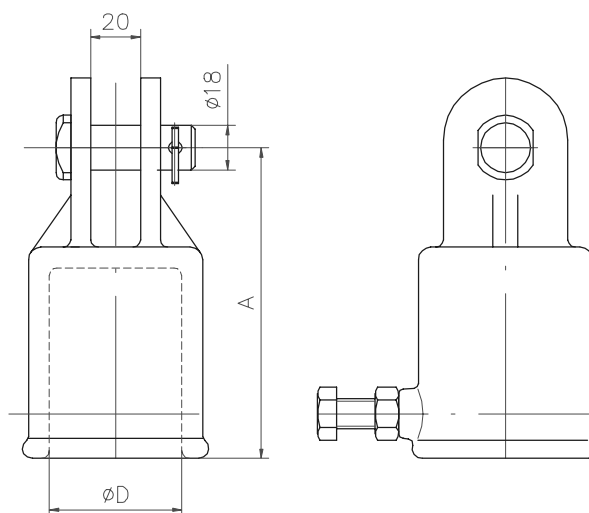


STEZALJKA S VILICOM CLEVIS END FITTING

Materijal: aluminijska legura, DIN 1725

Material : aluminium alloy, DIN 1725

| Kat. br. Cat. No. | Dimenzije Dimensions | | Masa Mass [kg] |
|----------------------|-------------------------|-----------|----------------------|
| | ϕD [mm] | A [mm] | |
| 65.19.800A | 42 | 125 | 0,55 |
| 65.19.800B | 56 | 125 | 0,62 |
| 65.19.800C | 70 | 125 | 0,85 |

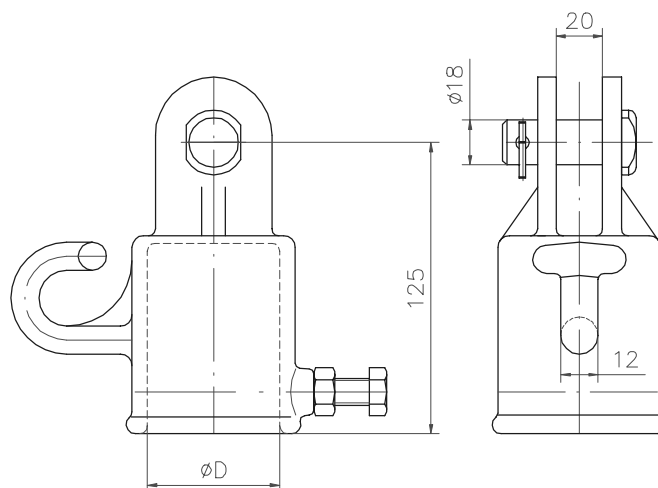


STEZALJKA S VILICOM CLEVIS END FITTING

Materijal: aluminijaska legura, DIN 1725

Material : aluminium alloy, DIN 1725

| Kat. br. Cat. No. | Dimenzije Dimensions | | Masa Mass [kg] |
|----------------------|-------------------------|--|----------------------|
| | ØD [mm] | | |
| 65.19.850A | 56 | | 0,62 |
| 65.19.850B | 71 | | 0,85 |

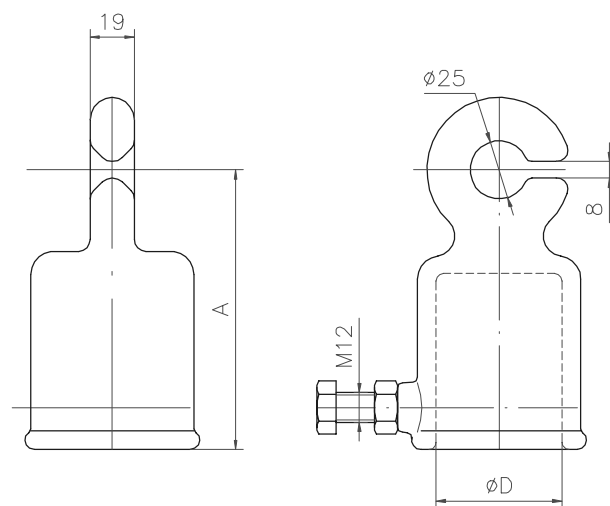


KUKA ZA CIJEV HOOK END FITTING

Materijal: aluminijaska legura, DIN 1725

Material : aluminium alloy, DIN 1725

| Kat. br. Cat. No. | Dimenzije Dimensions | | Masa Mass [kg] |
|----------------------|-------------------------|-----------|----------------------|
| | ØD [mm] | A [mm] | |
| 65.19.900A | 43 | 110 | 0,287 |
| 65.19.900B | 56 | 120 | 0,41 |



DRŽAČ ZAKRIVLJENOG POLIGONATORA DROP TUBE HOLDERS FOR CURVED STEADY ARMS

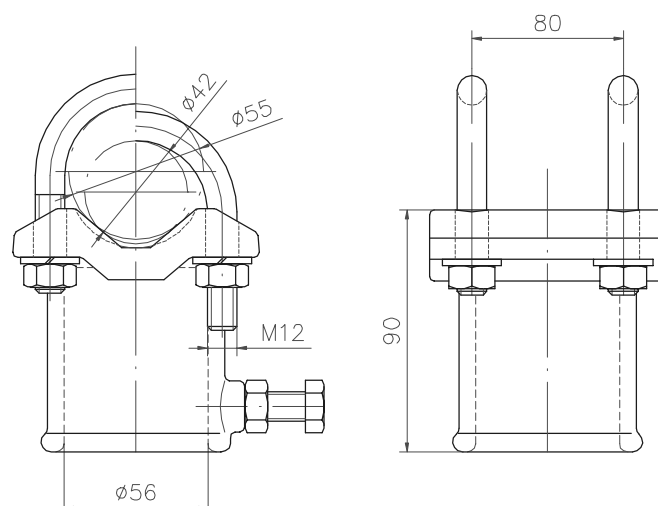
65.20.100

Materijal: aluminijaska legura, DIN 1725

Masa: 0,75 kg

Material : aluminium alloy, DIN 1725

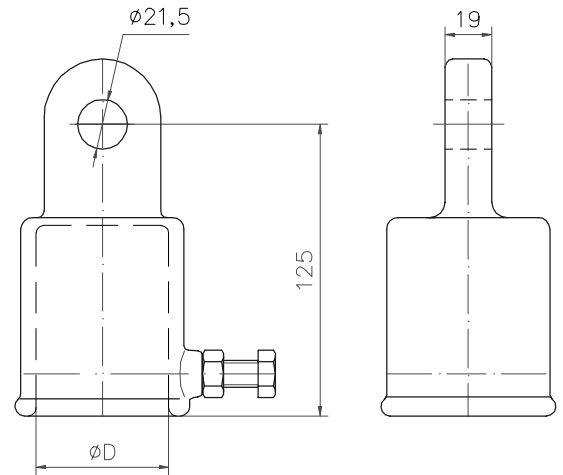
Mass: 0,75 kg



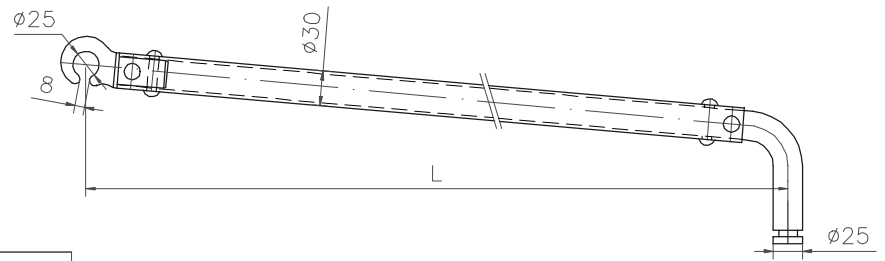
OČKA
EYE END FITTING

Materijal: aluminijaska legura, DIN 1725
 Material: aluminium alloy, DIN 1725

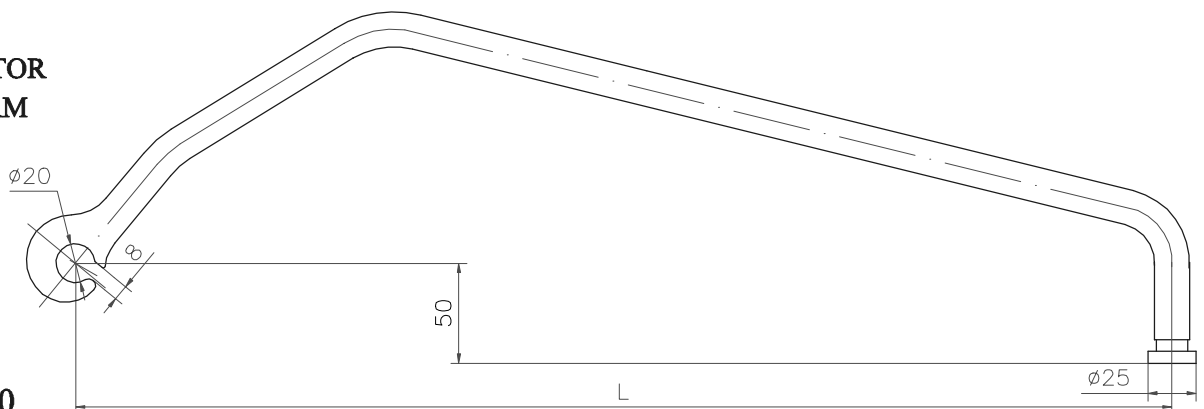
| Kat. br. Cat. No. | Dimenzije Dimensions | Masa Mass |
|----------------------|-------------------------|--------------|
| | ØD [mm] | [kg] |
| 65.18.100 | 43 | 0,62 |
| 65.18.150 | 56 | 0,85 |


POLIGONATOR
STEADY ARM
65.31.100

Materijal: čelik, DIN 17100 vruće pocinčano
 Material: steel, DIN 17100 hot dip galvanized



| Tip / Type | A | B | C |
|------------------------|------|------|------|
| Dužina / Length L [mm] | 900 | 1100 | 1350 |
| Masa / Mass [kg] | 2,75 | 3,10 | 3,55 |

POLIGONATOR
STEADY ARM

65.31.150

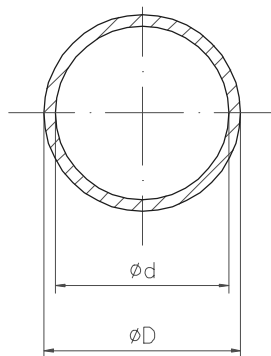
Materijal: aluminijaska legura, DIN 1725
 Material: aluminium alloy, DIN 1725

| Tip / Type | A | B | C | D |
|------------------------|------|------|------|------|
| Dužina / Length L [mm] | 900 | 1100 | 1350 | 1500 |
| Masa / Mass [kg] | 0,45 | 0,55 | 0,67 | 0,75 |

CIJEVI
TUBES
Materijal: aluminijaska legura, DIN 1725

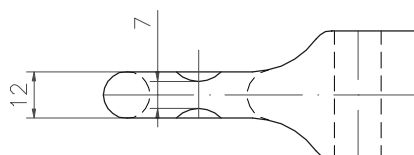
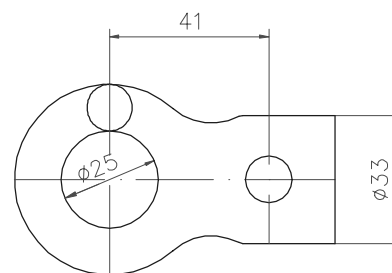
Material : aluminium alloy, DIN 1725

| Kat. br. Cat. No. | Dimenzije Dimensions | | Masa Mass [kg/m] |
|----------------------|-------------------------|-------------------------|------------------------|
| | $\varnothing D$ [mm] | $\varnothing d$ [mm] | |
| 65.10.100 | 55 | 43 | 0,62 |
| 65.10.200 | 70 | 58 | 0,85 |
| 65.10.300 | 42 | 34 | 0,85 |


DRŽAČ POLIGONATORA
STEADY ARM FASTENER
65.31.200
Materijal: čelik, DIN 17100 vruće pocinčano

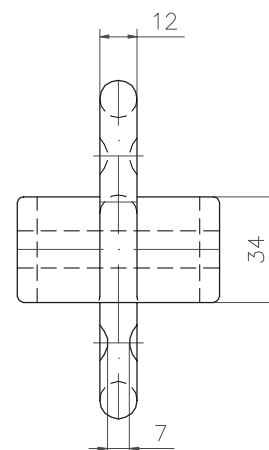
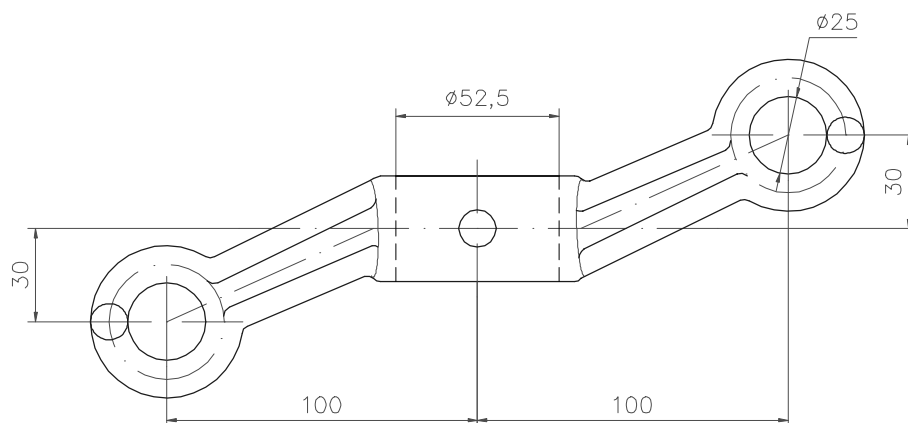
Masa: 0,32 kg

Material : steel, DIN 17100 hot dip galvanized

Mass: 0,32 kg

DRŽAČ DVA POLIGONATORA
TWO STEADY ARMS FASTENER
65.31.300
Materijal: čelik, DIN 17100 vruće pocinčano

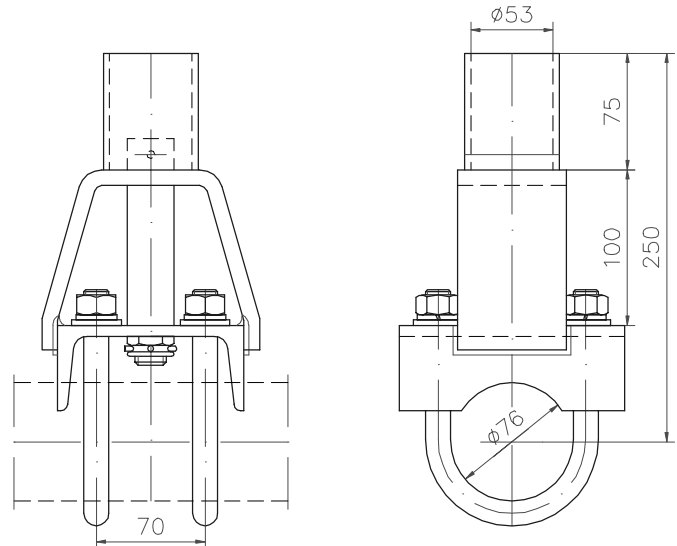
Masa: 0,75 kg

Material : steel, DIN 17100 hot dip galvanized

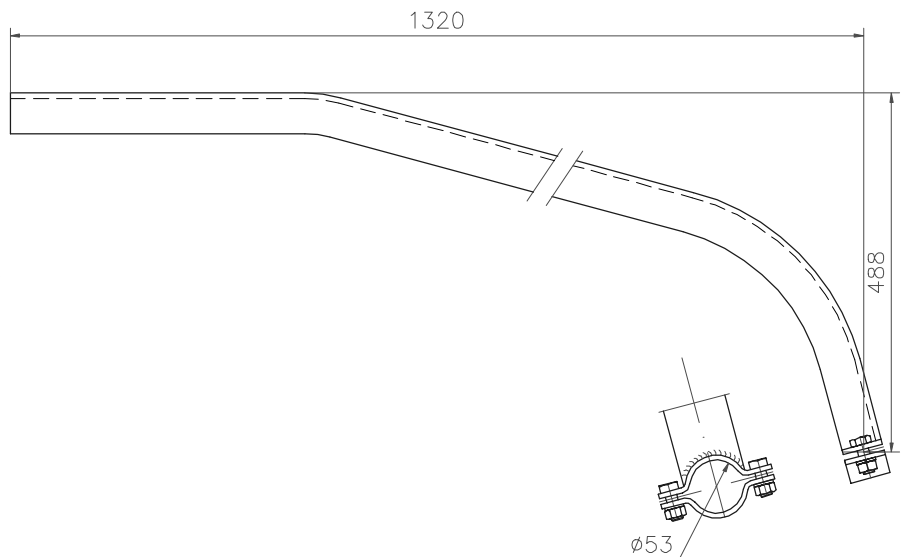
Mass: 0,75 kg


**NOSAČ IZOLATORA
INSULATOR SUPPORT**
65.31.400

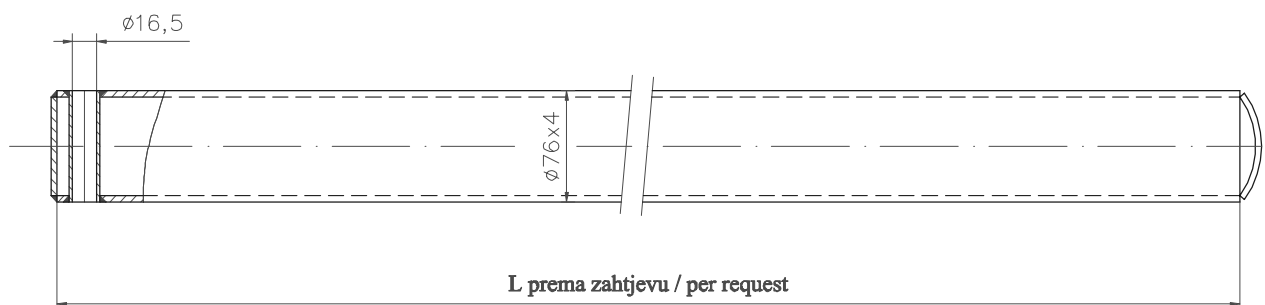
Materijal: čelik, DIN 17100 vruće pocinčano
Masa: 7,15 kg
Material : steel, DIN 17100 hot dip galvanized
Materijal: 7,15 kg


**NOSAČ IZOLATORA
INSULATOR SUPPORT**
65.31.500

Materijal: čelik, DIN 17100 vruće pocinčano
Masa: 10,50 kg
Material : steel, DIN 17100 hot dip galvanized
Mass: 10,50 kg


**CIJEV Ø76
BRACKET**
65.31.600

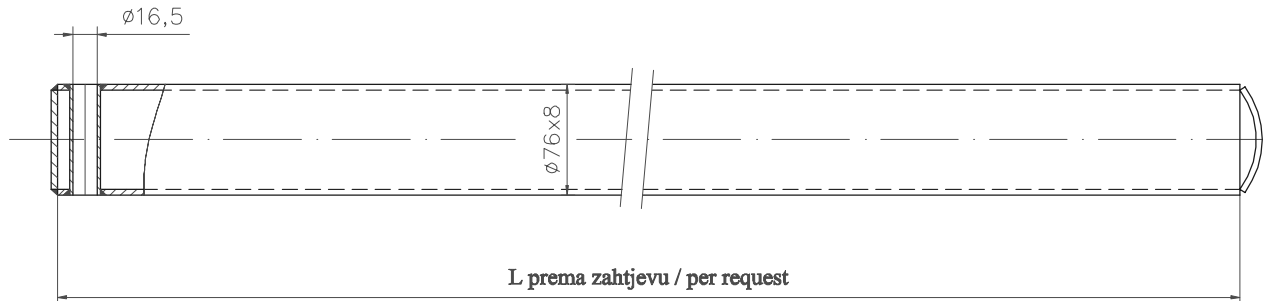
Materijal: čelik, DIN 17100 vruće pocinčano
Material : steel, DIN 17100 hot dip galvanized



**CIJEV Ø76
BRACKET**

65.31.650

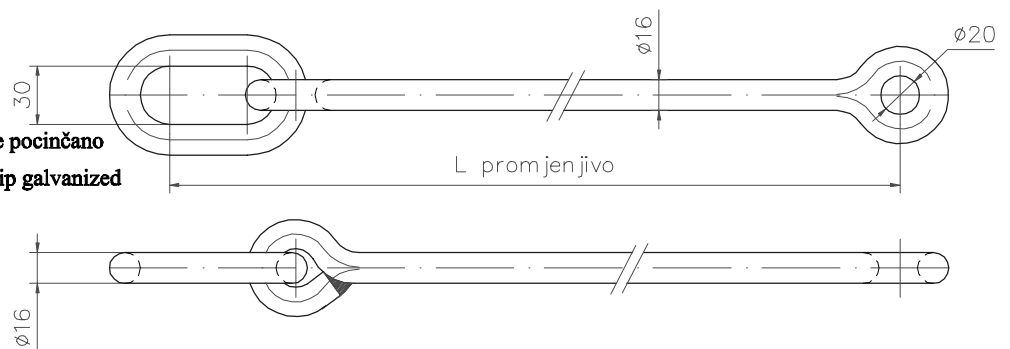
Materijal: čelik, DIN 17100 vruće pocinčano
Material: steel, DIN 17100 hot dip galvanized



**ZATEGA KONZOLE
BRACKET STAY ROD**

65.31.700

Materijal: čelik, DIN 17100 vruće pocinčano
Material: steel, DIN 17100 hot dip galvanized

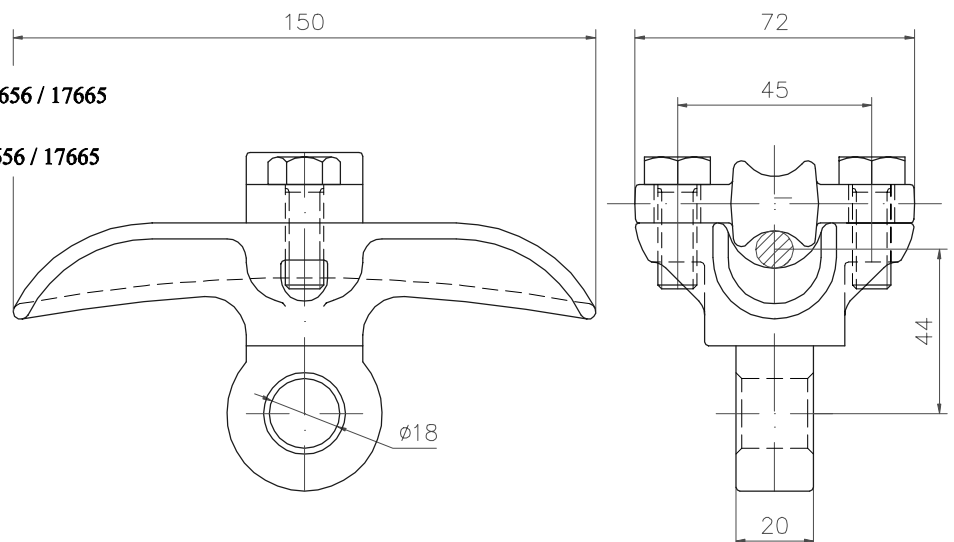


| Tip / Type | A | B | C | D | E | F | G | H | K | L | M | N | P | R |
|------------------------|------|------|------|------|------|------|------|------|------|------|------|------|------|------|
| Dužina / Length L [mm] | 1600 | 1800 | 2000 | 2400 | 2500 | 2600 | 2700 | 2500 | 2700 | 2800 | 2900 | 3000 | 3200 | 3300 |
| Masa / Mass [kg] | 4,4 | 5,2 | 6,0 | 6,8 | 7,6 | 8,4 | 9,2 | 10,0 | 10,8 | 11,6 | 12,4 | 13,2 | 14,0 | 14,8 |

**NOSNA STEZALJKA
SUSPENSION CLAMP**

65.32.100

Materijal: aluminijska bronca, DIN 17656 / 17665
Masa: 1,95 kg
Material: aluminium bronze, DIN 17656 / 17665
Mass: 1,95 kg



NOSNA STEZALJKA ZA DVA VODIČA
SUSPENSION CLAMP FOR TWO CONDUCTORS

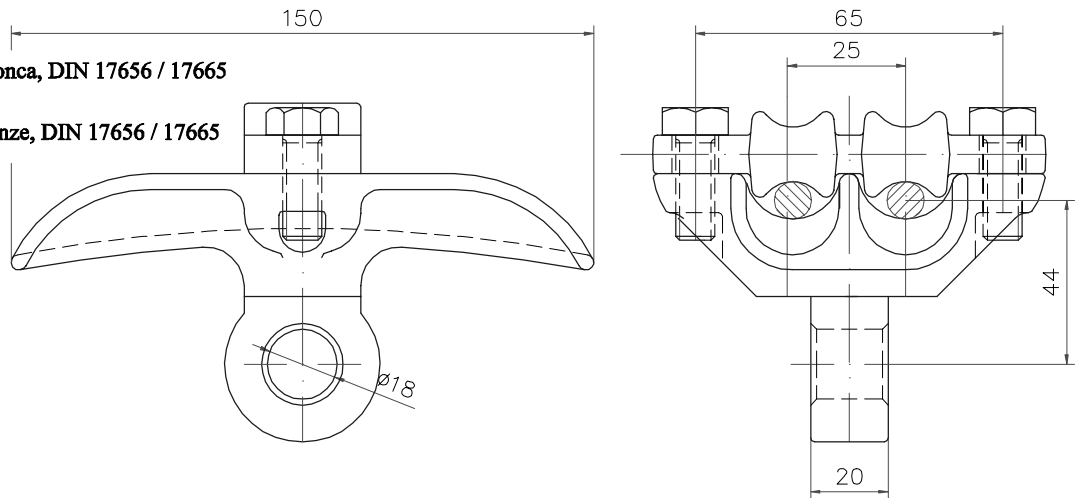
65.32.200

Materijal: aluminijaska bronca, DIN 17656 / 17665

Masa: 2,65 kg

Material: aliminium bronze, DIN 17656 / 17665

Mass: 2,65 kg



NOSNA STEZALJKA
SUSPENSION CLAMP

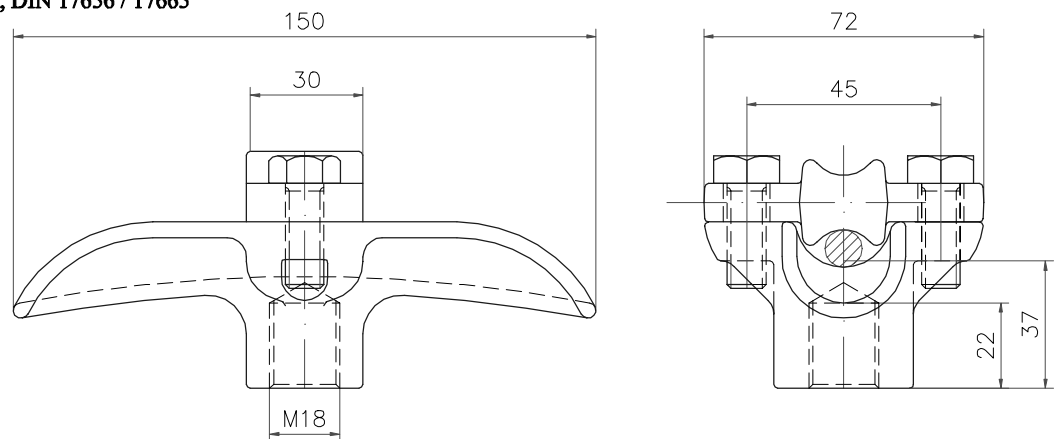
65.32.300

Materijal: aluminijaska bronca, DIN 17656 / 17665

Masa: 1,80 kg

Material: aliminium bronze, DIN 17656 / 17665

Mass: 1,80 kg



NOSNA STEZALJKA ZA DVA VODIČA
SUSPENSION CLAMP FOR TWO CONDUCTORS

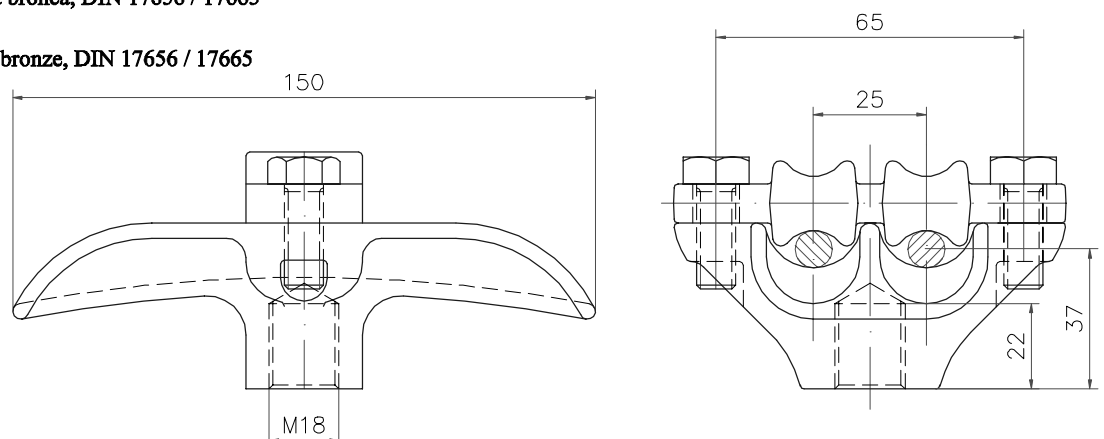
65.32.400

Materijal: aluminijaska bronca, DIN 17656 / 17665

Masa: 2,50 kg

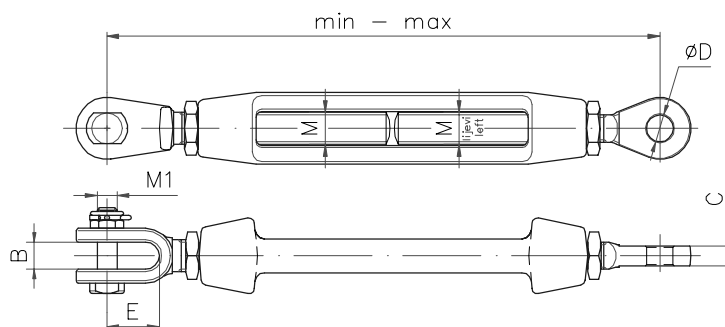
Material: aliminium bronze, DIN 17656 / 17665

Mass: 2,50 kg



**ZATEZAČ
TURNBUCKLE**

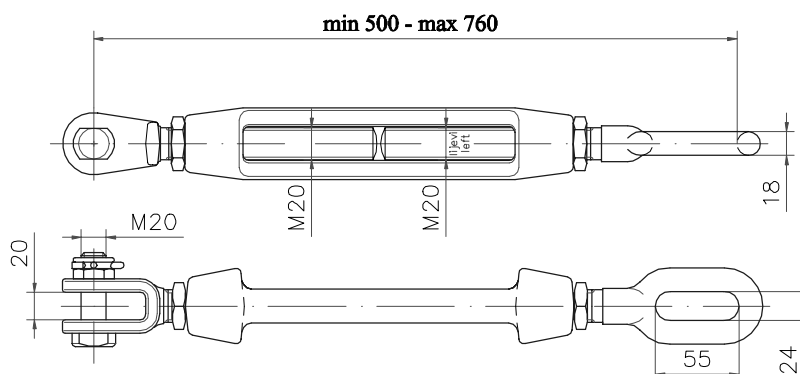
Materijal: čelik, DIN 17100 vruće pocinčano
Material: steel, DIN 17100 hot dip galvanized



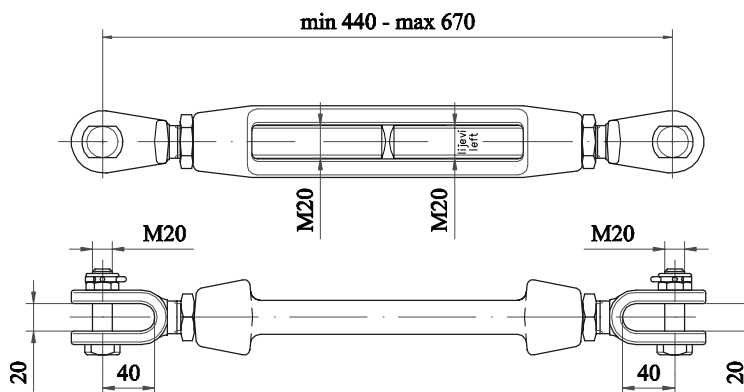
| Kat. br. Cat. No. | Dimenzije Dimensions | | | | | | | Masa Mass [kg] |
|----------------------|-------------------------|----|------------|----|----|----|----|----------------------|
| | min - max | M | ØD [mm] | C | B | E | M1 | |
| 25.37.011 | 315 - 425 | 16 | 17,5 | 16 | 18 | 35 | 16 | 1,90 |
| 25.37.013 | 440 - 670 | 20 | 25 | 18 | 20 | 40 | 20 | 3,50 |

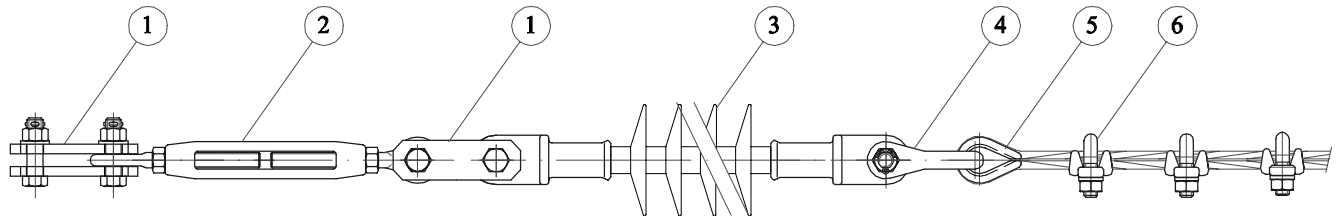
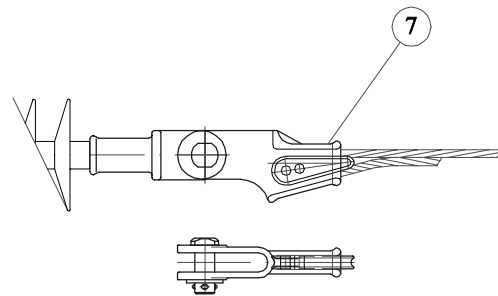
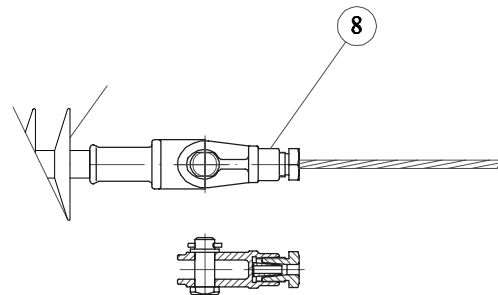
**ZATEZAČ
TURNBUCKLE**
25.32.024

Materijal: čelik, DIN 17100 vruće pocinčano
Masa: 3,60 kg
Material: steel, DIN 17100 hot dip galvanized
Mass: 3,60 kg


**ZATEZAČ
TURNBUCKLE**
25.35.044

Materijal: čelik, DIN 17100 vruće pocinčano
Masa: 3,55 kg
Material: steel, DIN 17100 hot dip galvanized
Mass: 3,55 kg

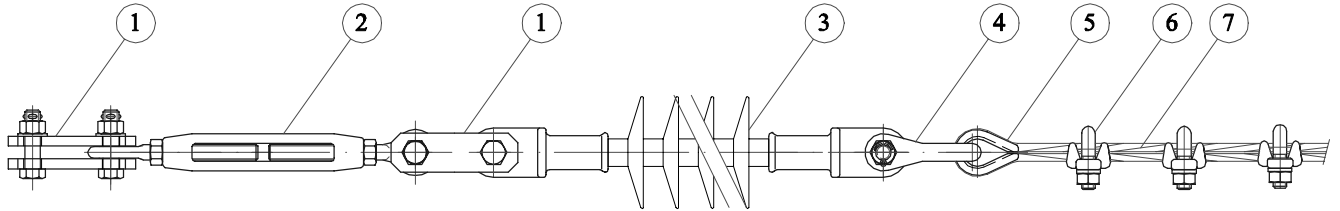
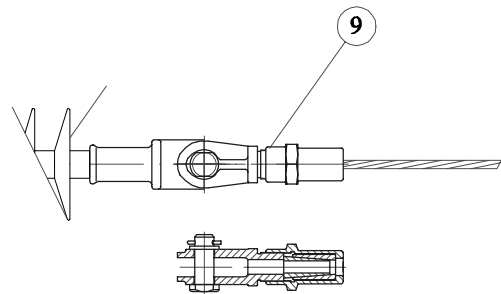


ČVRSTO ZATEZANJE NOSIVOG UŽETA
TENSION EQUIPMENT FOR CATENARY WIRE
64.003.001
Tip 1

Tip 2

Tip 3


| Poz Item | Kom/Pcs Tip/Type | | | Naziv sklopa Description | Kat.br. Cat.No. |
|-------------|---------------------|----|----|---|--------------------|
| | 01 | 02 | 03 | | |
| 1 | 2 | 2 | 2 | Produžnik / Extension link | 64.300.500 |
| 2 | 1 | 1 | 1 | Zatezač / Turnbuckle | 64.300.600 |
| 3 | 1 | 1 | 1 | Izolator / Insulator | 64.300.400 |
| 4 | 1 | / | / | Škopac/ Shackle | 64.300.300 |
| 5 | 1 | / | / | Uška alke za užu 10-10,5 / Thimble 10-10,5 | 64.300.200 |
| 6 | 3 | / | / | Stezaljka s U-vijkom za užad Ø10-12 mm / U-bolt clamp for cable Ø10-12 mm | 64.300.100 |
| 7 | / | 1 | / | Završna stezaljka / Tension clamp Ø9 - Ø12 | 65.30.350 |
| 8 | / | / | 1 | Završna stezaljka za nosivo užu / Tension clamp for catenary cable | 64.502.450 |

ČVRSTO ZATEZANJE KONTAKTNOG VODIČA
TENSION EQUIPMENT FOR CONTACT WIRE

64.003.002

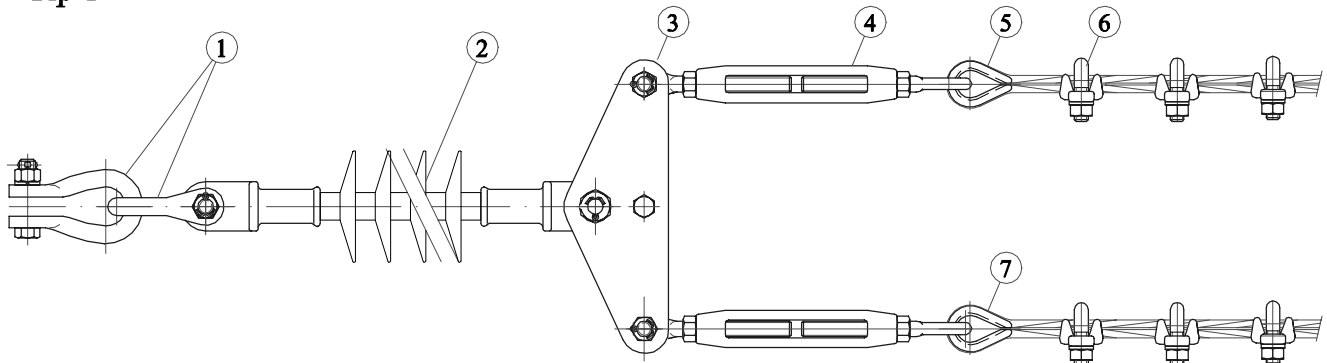

Tip 2


| Poz Item | Kom/Pcs Tip/Type | | Naziv sklopa Description | Kat.br. Cat.No. |
|-------------|---------------------|----|---|--------------------|
| | 01 | 02 | | |
| 1 | 2 | 2 | Produžnik / Extension link | 64.300.500 |
| 2 | 1 | 1 | Zatezač / Turnbuckle | 64.300.600 |
| 3 | 1 | 1 | Izolator / Insulator | 64.300.400 |
| 4 | 1 | / | Škopac/ Shackle | 64.300.300 |
| 5 | 1 | / | Uška alke za uže Ø11,8 / Thimble | 64.300.700 |
| 6 | 3 | / | Stezaljka s U-vijkom za užad Ø10-Ø12 mm / U-bolt clamp for cable Ø10-Ø12 mm | 64.300.100 |
| 7 | / | 1 | Završna stezaljka za kontaktni vodič / Tension clamp for contact wire | 64.502.550 |

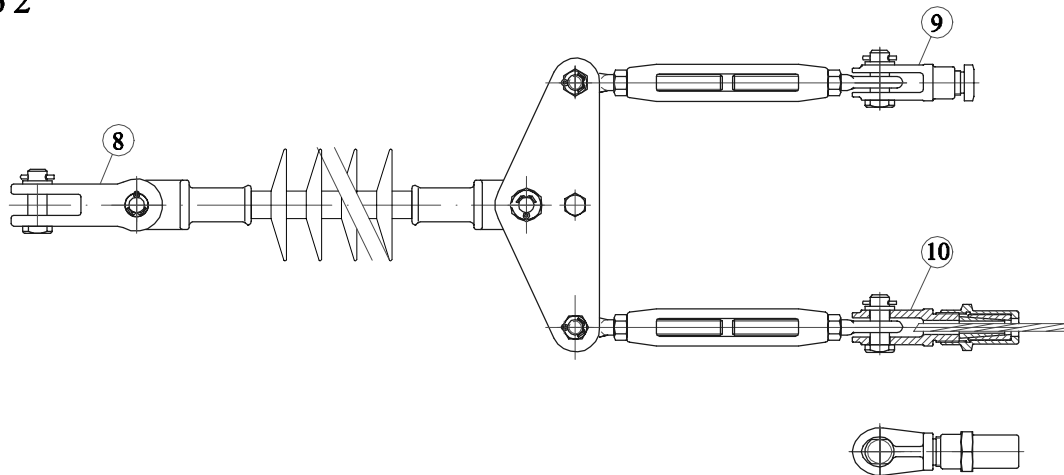
ČVRSTO ZATEZANJE VOZNOG VODA KOMPENZIRANE KONTAKTNE MREŽE
TENSION EQUIPMENT

64.003.003

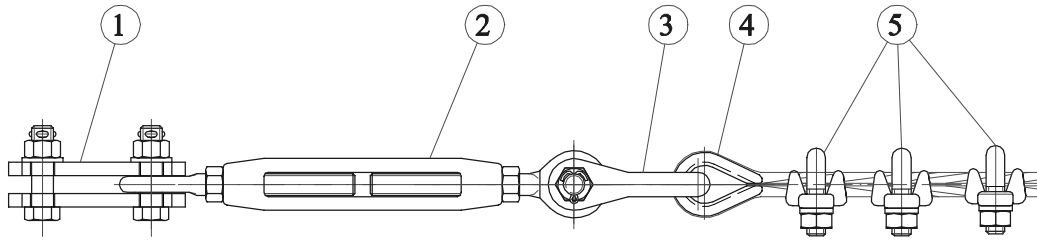
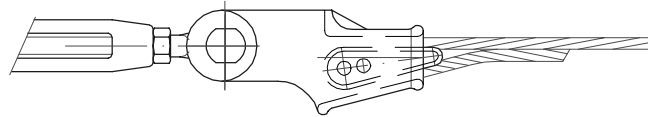
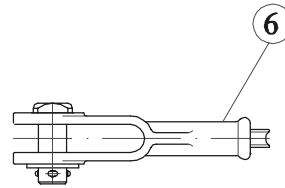
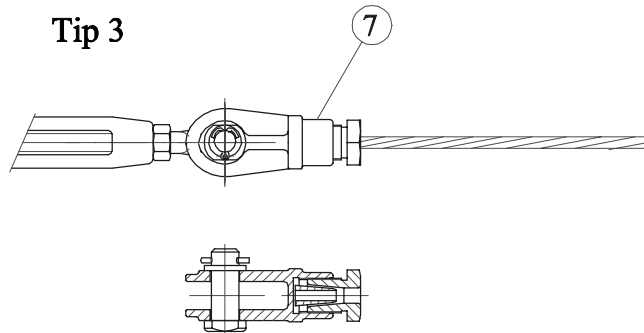
Tip 1



Tip 2



| Poz Item | Kom/Pcs Tip/Type 01 02 | Naziv sklopa Description | Kat.br. Cat.No. |
|-------------|------------------------------|---|--------------------|
| 1 | 2 / | Škopac/ Shackle | 64.300.300 |
| 2 | 1 1 | Izolator / Insulator | 64.300.900 |
| 3 | 1 1 | Odstojnik / Yoke | 64.300.800 |
| 4 | 2 2 | Zatezač / Turnbuckle | 64.300.600 |
| 5 | 1 / | Uška alke za uže Ø10-10,5 / Thimble Ø10-10,5 | 64.300.700 |
| 6 | 6 / | Stezaljka s U-vijkom za užad Ø10-Ø12 mm / U-bolt clamp for cable Ø10-Ø12 mm | 64.300.100 |
| 7 | 1 / | Uška alke za uže Ø11,8 / Thimble Ø11,8 | 64.300.200 |
| 8 | / 1 | Dvostruka zaokrenuta vilica / Double clevis | 64.350.300 |
| 9 | / 1 | Završna stezaljka za nosivo uže / Tension clamp for catenary wire | 64.502.450 |
| 10 | / 1 | Završna stezaljka za kontaktni vodič / Tension clamp for contact wire | 64.502.550 |

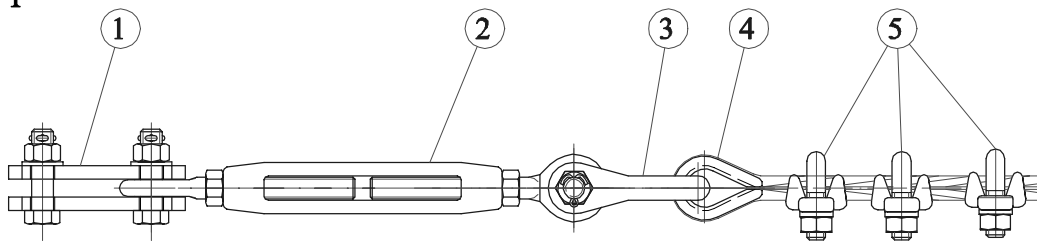
ČVRSTO ZATEZANJE NOSIVOG UŽETA BEZ IZOLATORA
FIXED TERMINATION OF CATENARY CABLE WITHOUT INSULATOR
64.003.008

Tip 2

Tip 3


| Poz Item | Kom/Pcs Tip/Type | | | Naziv sklopa Description | Kat.br. Cat.No. |
|-------------|---------------------|----|----|---|--------------------|
| | 01 | 02 | 03 | | |
| 1 | 1 | 1 | 1 | Produžnik / Extension link | 64.300.500 |
| 2 | 1 | 1 | 1 | Zatezač / Turnbuckle | 64.300.600 |
| 3 | 1 | / | / | Škopac/ Shackle | 64.300.300 |
| 4 | 1 | / | / | Uška alke za užu Ø10-10,5 / Thimble Ø10-10,5 | 64.300.200 |
| 5 | 3 | / | / | Stezaljka s U-vijkom za užad Ø5-7 mm / U-bolt clamp for cable Ø5-7 mm | 64.300.100 |
| 6 | 1 | 1 | 1 | Završna stezaljka / Tension clamp Ø9 - Ø12 | 64.502.450 |
| 7 | / | 1 | / | Završna stezaljka za nosivo užu / Tension clamp for catenary cable | 64.502.450 |

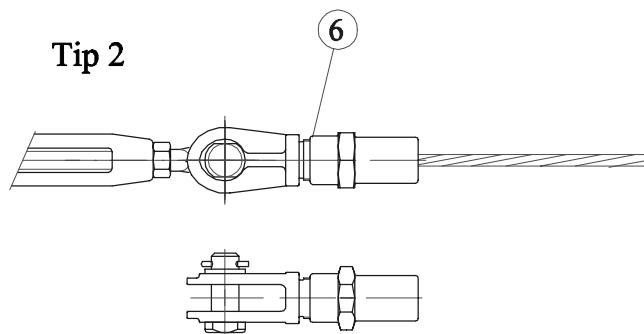
ČVRSTO ZATEZANJE KONTAKTNOG VODIČA BEZ IZOLATORA
FIXED TERMINATION OF CONTACT WIRE WITHOUT INSULATOR

64.003.009

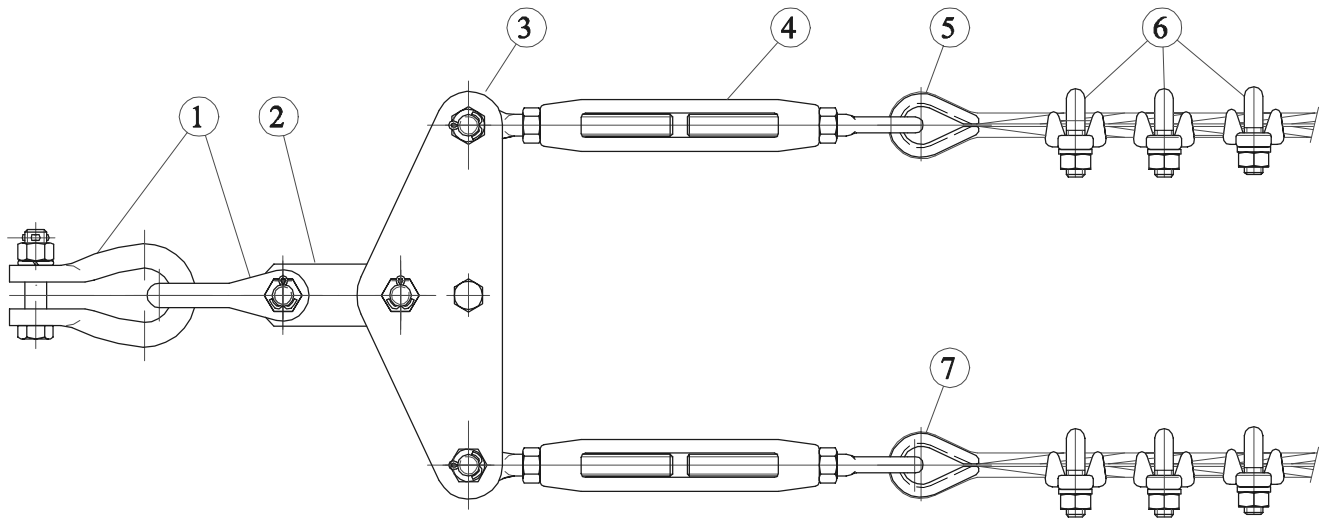
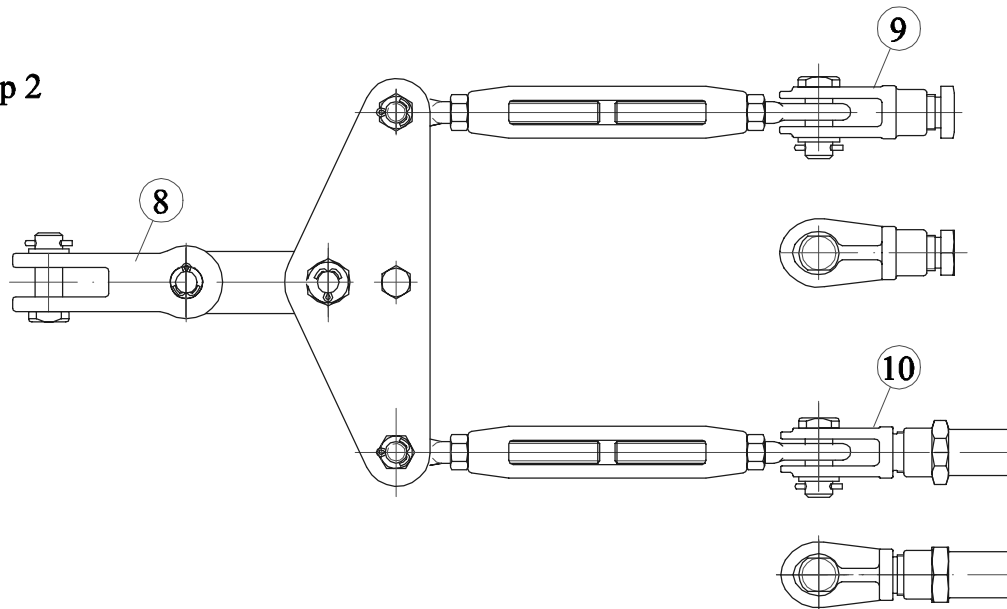
Tip 1



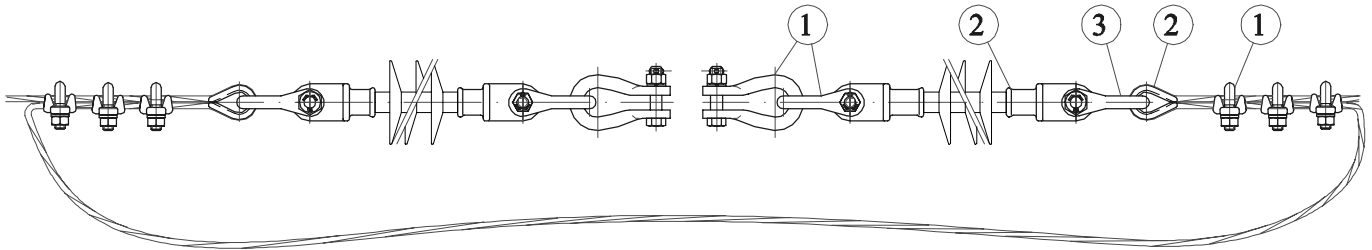
Tip 2



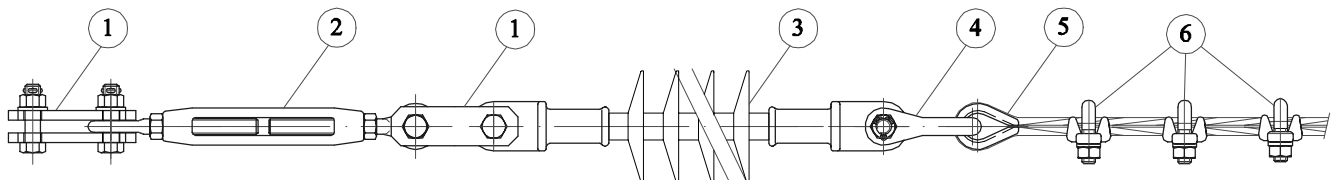
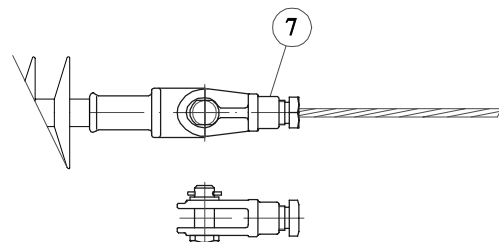
| Poz Item | Kom/Pcs | | Naziv sklopa Description | Kat.br. Cat.No. |
|-------------|----------|----|---|--------------------|
| | Tip/Type | | | |
| | 01 | 02 | | |
| 1 | 1 | 1 | Produžnik / Extension link | 64.300.500 |
| 2 | 1 | 1 | Zatezač / Turnbuckle | 64.300.600 |
| 3 | 1 | / | Škopac/ Shackle | 64.300.300 |
| 4 | 1 | / | Uška alke za užu / Thimble | 64.300.700 |
| 5 | 3 | / | Stezaljka s U-vijkom za užad Ø10-12 mm / U-bolt clamp for cable Ø10-12 mm | 64.300.100 |
| 6 | / | 1 | Završna stezaljka za kontaktni vodič / Tension clamp for contact wire | 64.502.550 |

**ČVRSTO ZATEZANJE VOZNOG VODA BEZ IZOLATORA
FIXED TERMINATION WITHOUT INSULATOR**
64.003.010

Tip 2


| Poz Item | Kom/Pcs Tip/Type 01 02 | Naziv sklopa Description | Kat.br. Cat.No. |
|-------------|------------------------------|---|--------------------|
| 1 | 2 / | Škopac/ Shackle | 64.300.300 |
| 2 | 1 1 | Produžnik / Extension link | 64.302.900 |
| 3 | 1 1 | Odstojnik / Yoke | 64.300.800 |
| 4 | 2 2 | Zatezač / Turnbuckle | 64.300.600 |
| 5 | 1 / | Uška alke za užu Ø11,8 / Thimble | 64.300.700 |
| 6 | 6 / | Stezaljka s U-vijkom za užad Ø10-Ø12 mm / U-bolt clamp for cable Ø10-Ø12 mm | 64.300.100 |
| 7 | 1 / | Uška alke za užu Ø10,5 / Thimble | 64.300.200 |
| 8 | / 1 | Dvostruka zaokrenuta vilica / Double clevis | 64.350.300 |
| 9 | / 1 | Završna stezaljka za nosivo užu / Tension clamp for catenary wire | 64.502.450 |
| 10 | / 1 | Završna stezaljka za kontaktni vodič / Tension clamp for contact wire | 64.502.550 |

**ZATEZANJE NOSIVOG UŽETA U ČVRSTOJ TOČKI NA KRUTOM PORTALU
FIXED TERMINATION OF CATENARY CABLE ON RIGID PORTAL**
64.003.021


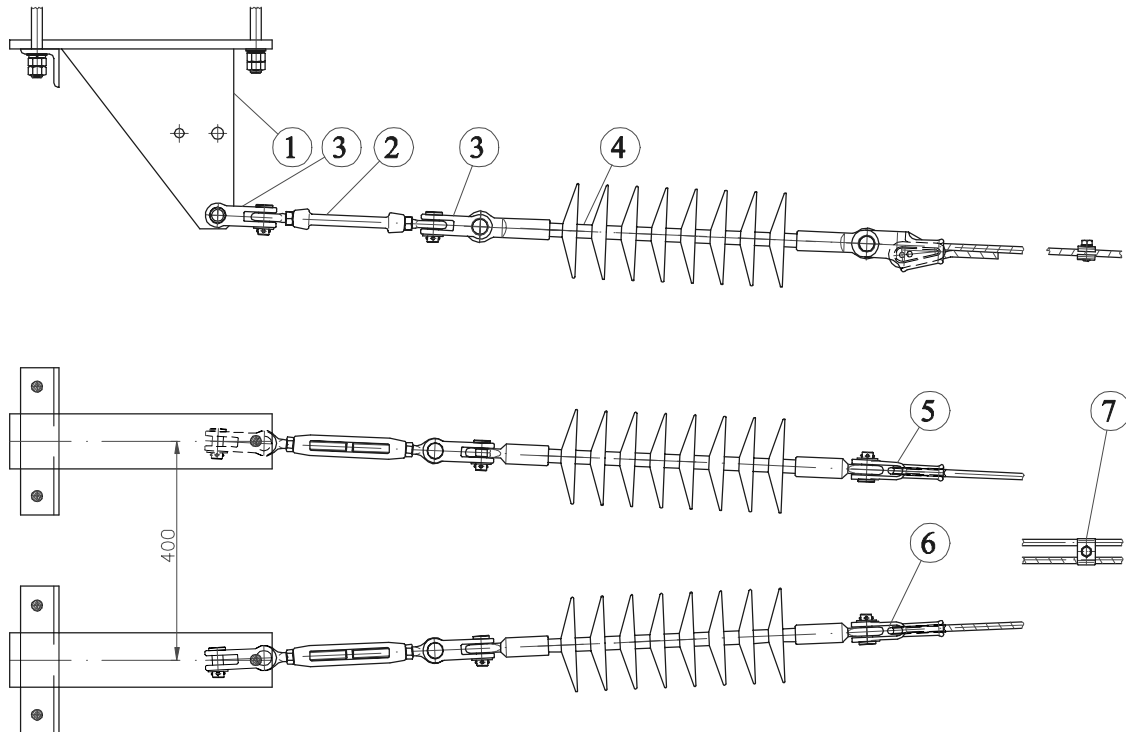
| Poz Item | Kom Pcs | Naziv sklopa Description | Kat.br. Cat.No. |
|-------------|------------|---|--------------------|
| 1 | 4 | Škopac/ Shackle | 64.300.300 |
| 2 | 2 | Zatezni izolator / Tension insulator | 64.300.400 |
| 3 | 1 | Uška alke za užu Ø10,5 / Thimble | 64.300.200 |
| 4 | 2 | Stezaljka s U-vijkom za užad Ø10-Ø12 mm / U-bolt clamp for cable Ø10-Ø12 mm | 64.300.100 |

**ZATEZANJE OBILAZNOG VODA
TENSION EQUIPMENT FOR BYPASS**
64.003.071
Tip 1

Tip 2


| Poz Item | Kom/Pcs Tip/Type 01 02 | Naziv sklopa Description | Kat.br. Cat.No. |
|-------------|------------------------------|---|--------------------|
| 1 | 2 2 | Produžnik / Extension link | 64.300.500 |
| 2 | 1 1 | Zatezač / Turnbuckle | 64.302.000 |
| 3 | 1 1 | Izolator / Insulator | 64.300.900 |
| 4 | 1 / | Škopac/ Shackle | 64.300.300 |
| 5 | 1 / | Uška alke za užu Ø16 / Thimble for cable Ø16 | 64.301.900 |
| 6 | 3 / | Stezaljka s U-vijkom za užad Ø13-Ø16 mm / U-bolt clamp for cable Ø13-Ø16 mm | 64.301.800 |
| 7 | / 1 | Završna stezaljka za obilazni vod / Tension clamp for bypass cable | 64.502.650 |

**ČVRSTO ZATEZANJE VOZNOG VODA U TUNELU
 NORMALNOG I SMANJENOG PROFILA
 TENSION EQUIPMENT IN TUNEL**

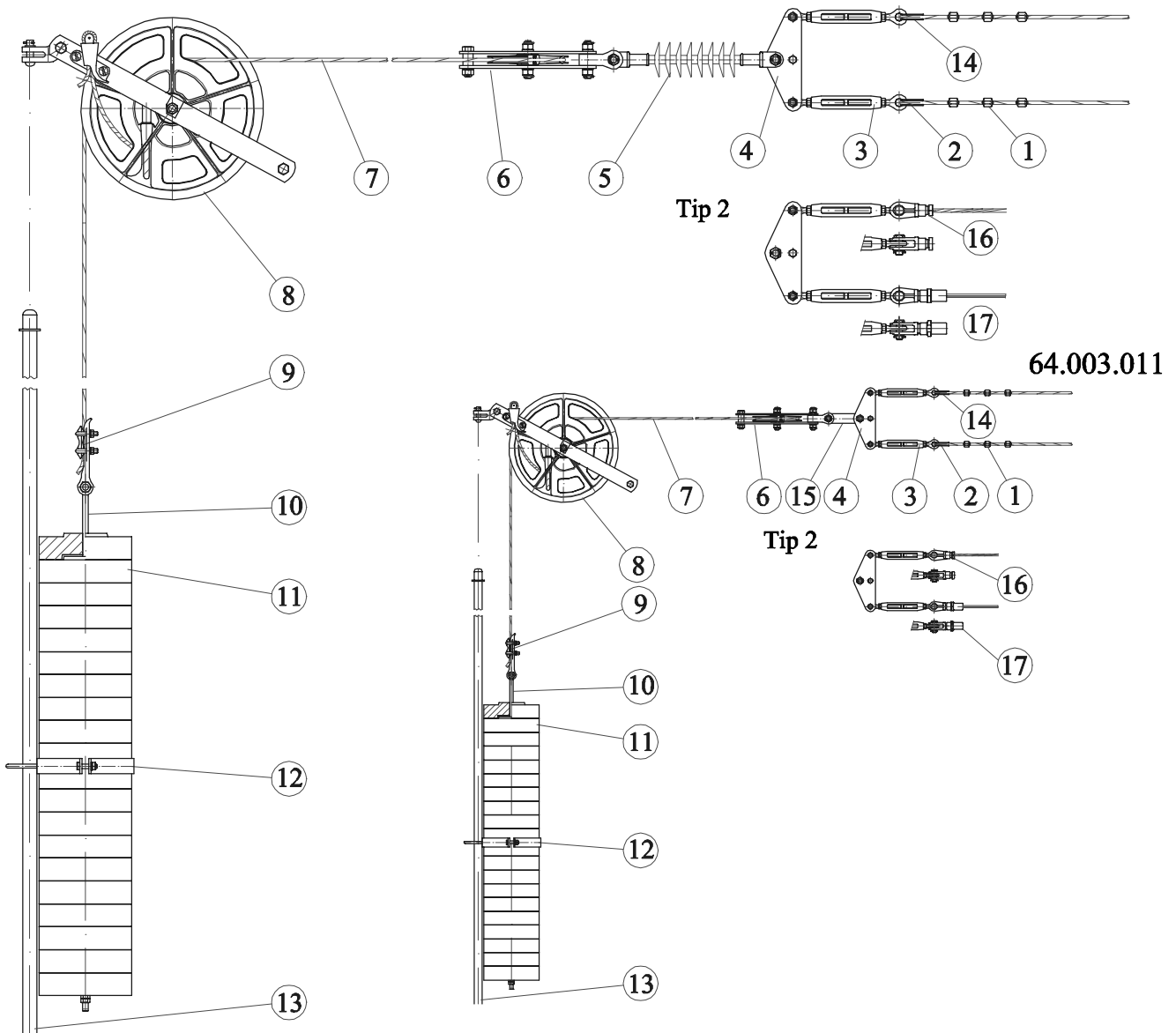
64.001.575



| Poz Item | Kom Pcs | Naziv sklopa Description | Kat.br. Cat.No. |
|-------------|------------|---|--------------------|
| 1 | 2 | Pričvrtnik čvrstog zatezanja u tunelu / | 64.165.700 |
| 2 | 2 | Zatezač M16/ Turnbuckle M16 | 64.350.600 |
| 3 | 4 | Dvostruka zaokrenuta vilica / Double clevis | 64.350.300 |
| 4 | 2 | Zatezni izolator / Tension insulator | 64.350.100 |
| 5 | 1 | Završna stezaljka 12/ Tension clamp 12 | 65.30.350 |
| 6 | 1 | Završna stezaljka 10/ Tension clamp 10 | 65.30.350 |
| 7 | 1 | Univerzalna stezaljka NU - KV / Parallel groove clamp for C.W - C.C | 64.550.100 |

AUTOMATSKO ZATEZANJE VOZNOG VODA
CONTACT WIRE AND CATENARY REGULATED TERMINATION

64.003.004

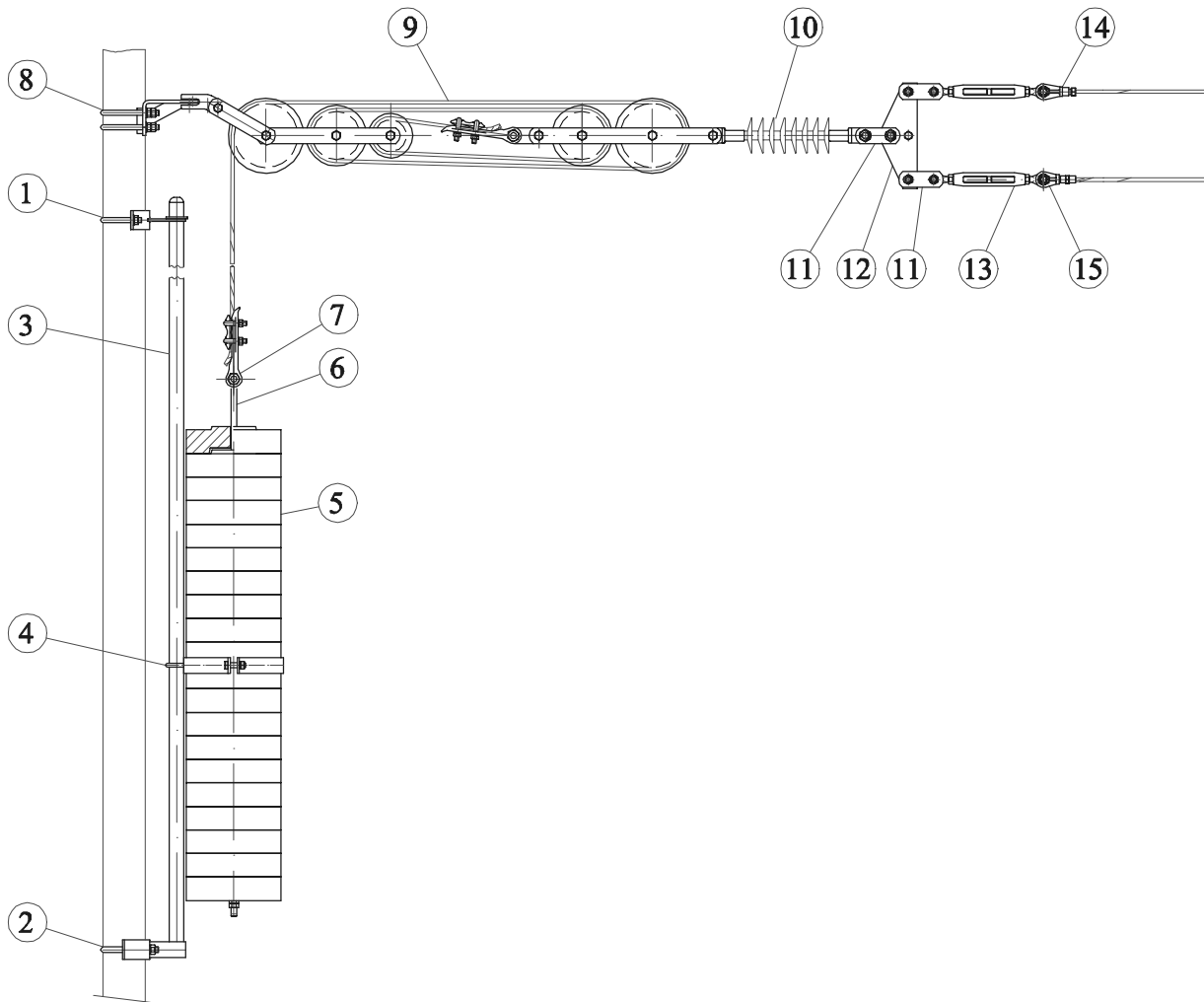


64.003.011

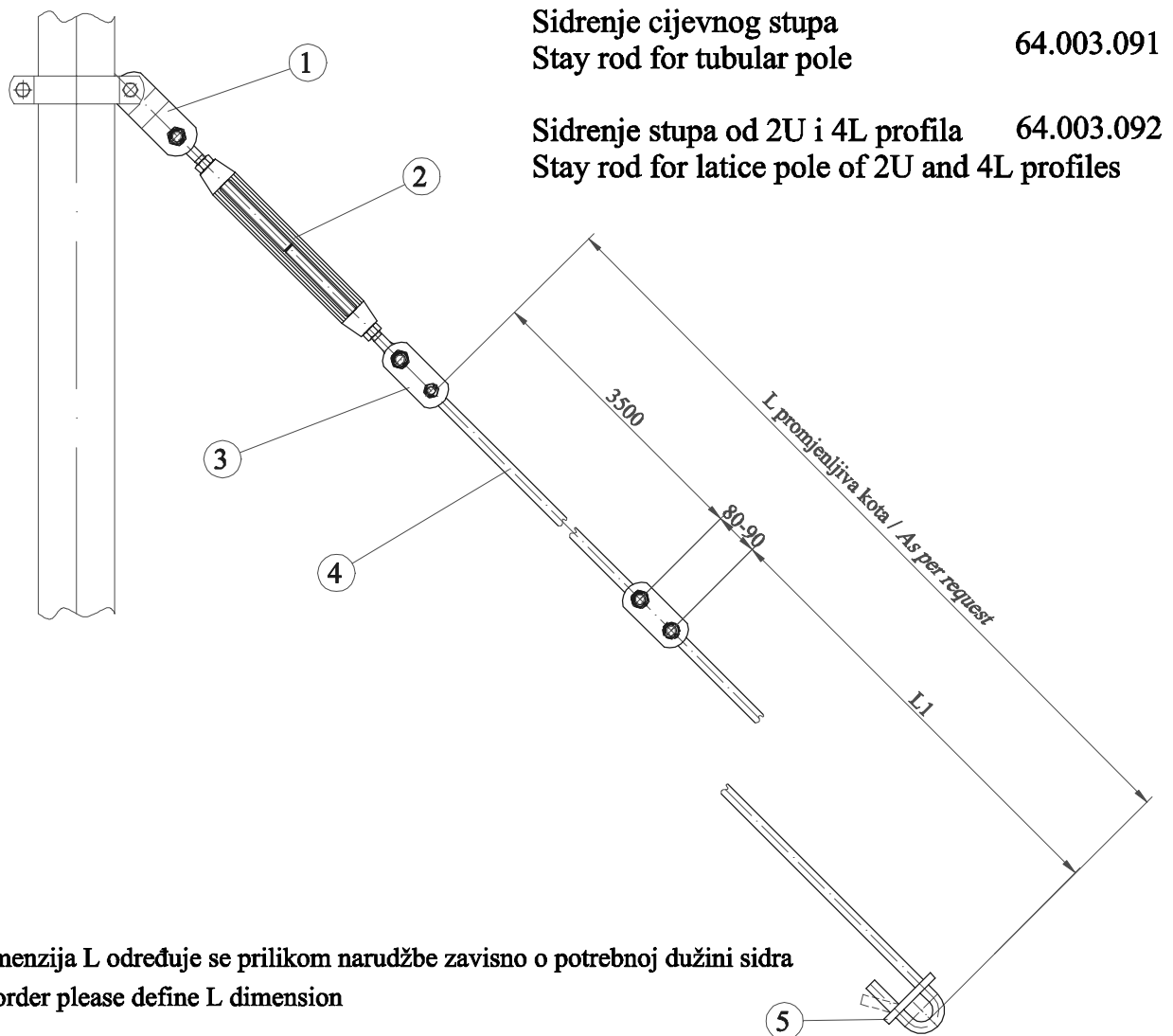
| Poz Item | Kom Pcs | | Naziv sklopa Description | Kat.br. Cat.No. |
|-------------|------------|----------|--|--------------------|
| | 004 tip2 | 011 tip2 | | |
| 1 | 6 / | 6 / | Stezaljka s "U" vijkom / "U" bolt clamp for cable | 64.300.100 |
| 2 | 1 / | 1 / | Uška alke za uže / Thimbles | 64.300.700 |
| 3 | 2 2 | 2 2 | Zatezač / Top tie turnbuckle | 64.300.600 |
| 4 | 1 1 | 1 1 | Kompenzaciona ploča / Yoke | 64.300.800 |
| 5 | 1 1 | / / | Zatezni izolator / Tension insulator | 64.300.900 |
| 6 | 1 1 | 1 1 | Kolotura uređaja za automatsko zatezanje voznog voda / Pully assembly | 64.301.000A |
| 7 | 1 1 | 1 1 | Uže Ø10 uređaja za automatsko zatezanje / Catenary wire for automatic tensioning | 64.302.400 |
| 8 | 1 1 | 1 1 | Diferencijalna kolotura uređaja za automatsko zatezanje / Regulating equipment | 64.301.100A |
| 9 | 1 1 | 1 1 | Stezaljka s "U" vijcima / "U" bolt type tension clamp | 64.301.200 |
| 10 | 1 1 | 1 1 | Vijak s očkom za vješanje utega / Bolt with eye for counterweights attachment | 64.301.300 |
| 11 | 20 20 | 20 20 | Uteg / Counterweight | 64.301.400 |
| 12 | 1 1 | 1 1 | Obujmica za vođenje utega / Guide ring | 64.301.500 |
| 13 | 1 1 | 1 1 | Vodilica utega / Weight guide | 64.301.600 |
| 14 | 1 / | 1 / | Uška alke za uže / Thimbles | 64.300.200 |
| 15 | / / | 1 1 | Produžnik / Extension link | 64.302.900 |
| 16 | / 1 | / 1 | Završna stezaljka za nosivo uže / Tension clamp for catenary cable | 64.502.450 |
| 17 | / 1 | / 1 | Završna stezaljka za kontaktni vodič / Tension clamp for contact cable | 64.502.550 |

AUTOMATSKO ZATEZANJE VOZNOG VODA
CONTACT WIRE AND CATENARY REGULATED TERMINATION

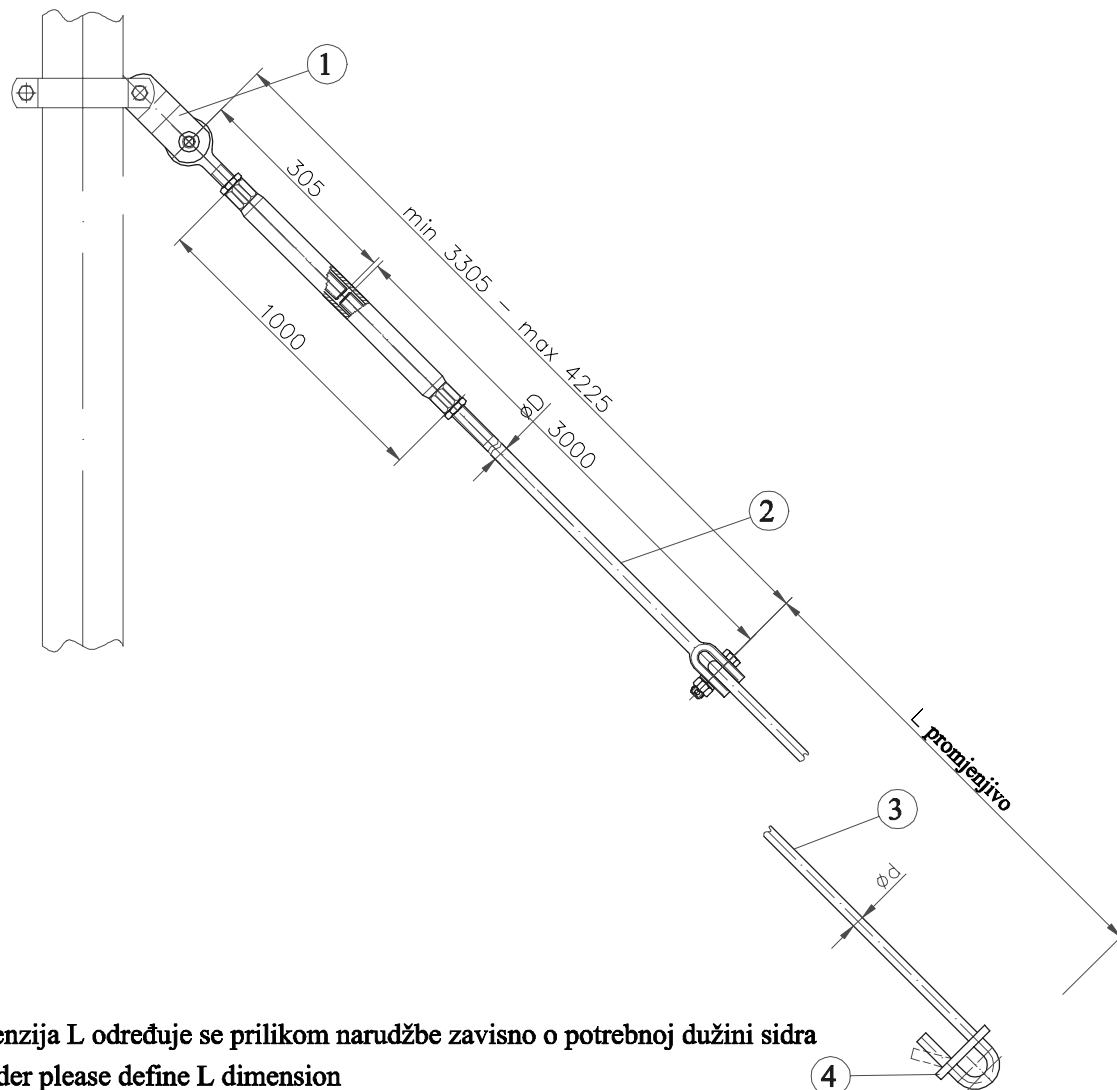
64.003.004A



| Poz Item | Kom Pcs | Naziv sklopa Description | Kat.br. Cat.No. |
|-------------|------------|--|--------------------|
| 1 | 1 | Gornji prič vrsnik vodilice utega za cijevni stup / Upper fastener for weight tube | 43.64.012 |
| 2 | 1 | Donji prič vrsnik vodilice utega za cijevni stup / Bottom fastener for weight tube | 43.64.013 |
| 3 | 1 | Vodilica utega / Weight guide | 43.64.175.2 |
| 4 | 1 | Obujmica za vođenje utega / Guide ring | 64.301.500 |
| 5 | 1 | Uteg / Counterweight | 64.301.400 |
| 6 | 1 | Vijak s očkom za vješanje utega / Bolt with eye for counterweights attachment | 43.64.174 |
| 7 | 1 | Stezaljka s "U" vijcima / "U" bolt type tension clamp | 64.302.100 |
| 8 | 1 | Prič vrsnik automatskog zatezanja / Fastener for automatic tensioner | 43.64.171 |
| 9 | 1 | Koloturnik komplet / Running block attachment | 64.301.050 |
| 10 | 1 | Izolator / Insulator | |
| 11 | 3 | Dvostruka spona / Extension link | 64.303.600 |
| 12 | 1 | Kompenzaciona ploča / Yoke | 43.64.173.2 |
| 13 | 2 | Zatezač / Top tie turnbuckle | 43.64.190 |
| 14 | 1 | Završna stezaljka za nosivo uže / Tension clamp for catenary cable | 64.502.450 |
| 15 | 1 | Završna stezaljka za kontakti vodič / Tension clamp for contact cable | 64.502.550 |

SIDRENJE STUPA
STAY ROD


| Poz Item | Kom/Pcs Tip/Type | | | Naziv sklopa Description | Kat.br. Cat.No. |
|-------------|---------------------|----|----|----------------------------------|--------------------|
| | 18 | 20 | 24 | | |
| 1 | 1 | 1 | 0 | Produžnik / Extension link | 64.303.100 |
| | 0 | 0 | 1 | | 64.303.200 |
| 2 | 1 | 1 | 0 | Zatezač / Turnbuckle | 64.300.300 |
| | 0 | 0 | 1 | | 64.300.400 |
| 3 | 1 | 0 | 0 | Produžnik sidra / Extension link | 64.303.500 |
| | 0 | 1 | 0 | | 64.303.600 |
| | 0 | 0 | 1 | | 64.303.700 |
| 4 | 1 | 0 | 0 | Sidro / Stay rod | 64.303.800M |
| | 0 | 1 | 0 | | 64.303.900M |
| | 0 | 0 | 1 | | 64.304.000M |
| 5 | 1 | 1 | 1 | Pločica / Plate | 64.304.100 |

**SIDRENJE STUPA
STAY ROD**


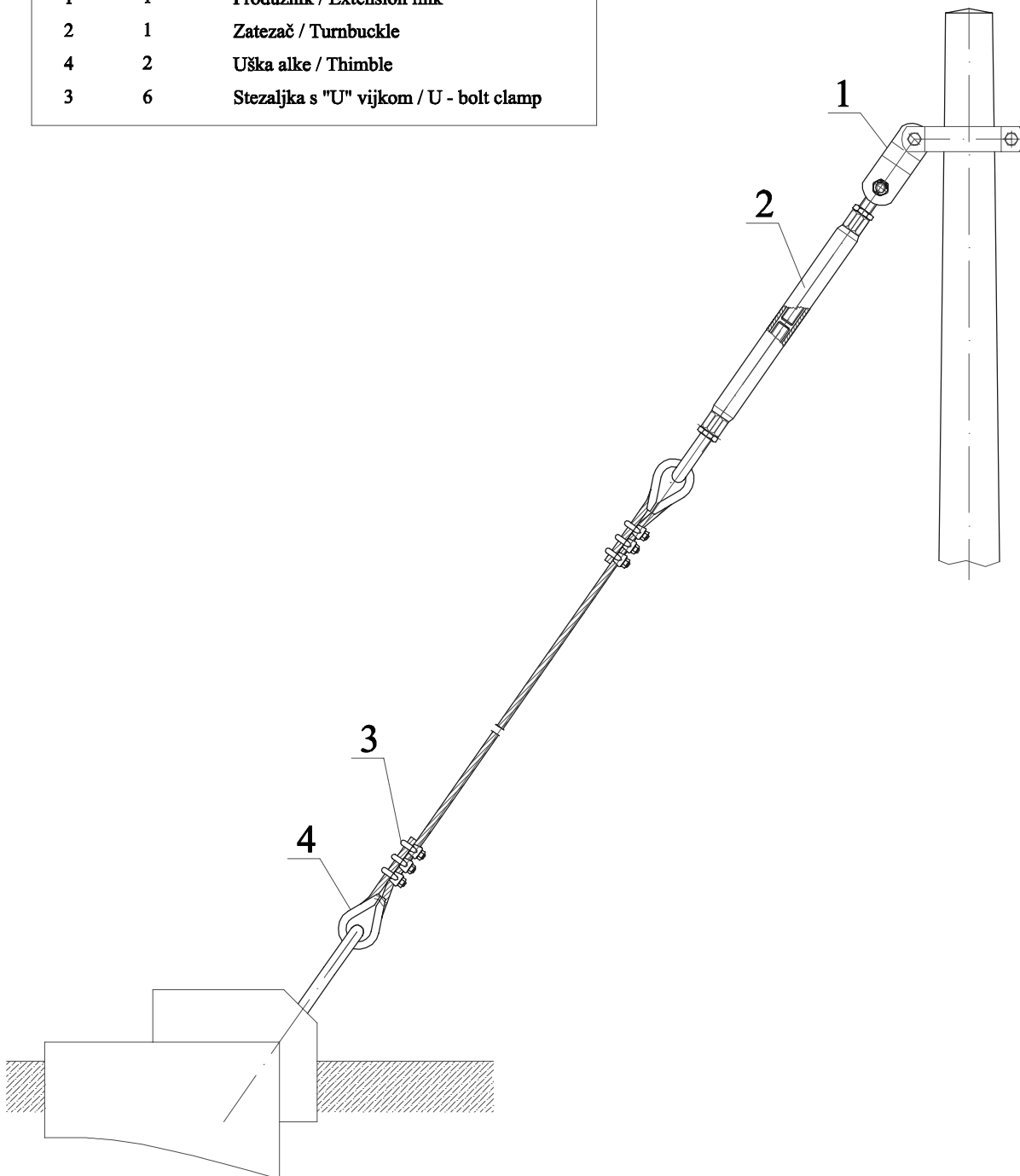
Dimenzija L određuje se prilikom narudžbe zavisno o potrebnoj dužini sidra
In order please define L dimension

| Poz. Item | Naziv sklopa Description | Tip Type | Kat.br. Cat.No. | Kom Pcs |
|--------------|-----------------------------|--------------|--------------------|------------|
| 1 | Produžnik /Extension link | 18 / 20 | 64.303.100 | 1 |
| | | 24 | 64.303.200 | 1 |
| 2 | Zatezač /Turnbuckle | 18 / 20 | 43.85.125 | 1 |
| | | 24 | 43.85.126 | 1 |
| 3 | Sidro / Stay rod | 18 | 64.303.850 | 1 |
| | | 20 | 64.303.950 | 1 |
| | | 24 | 64.304.050 | 1 |
| 4 | Pločica / Plate | 18 / 20 / 24 | 64.304.100 | 1 |

**OPREMA ZA ZATEZANJE ILI SIDRENJE STUPOVA
EQUIPMENT FOR PULLING OR ANCHORING POLES**

64.003.091B

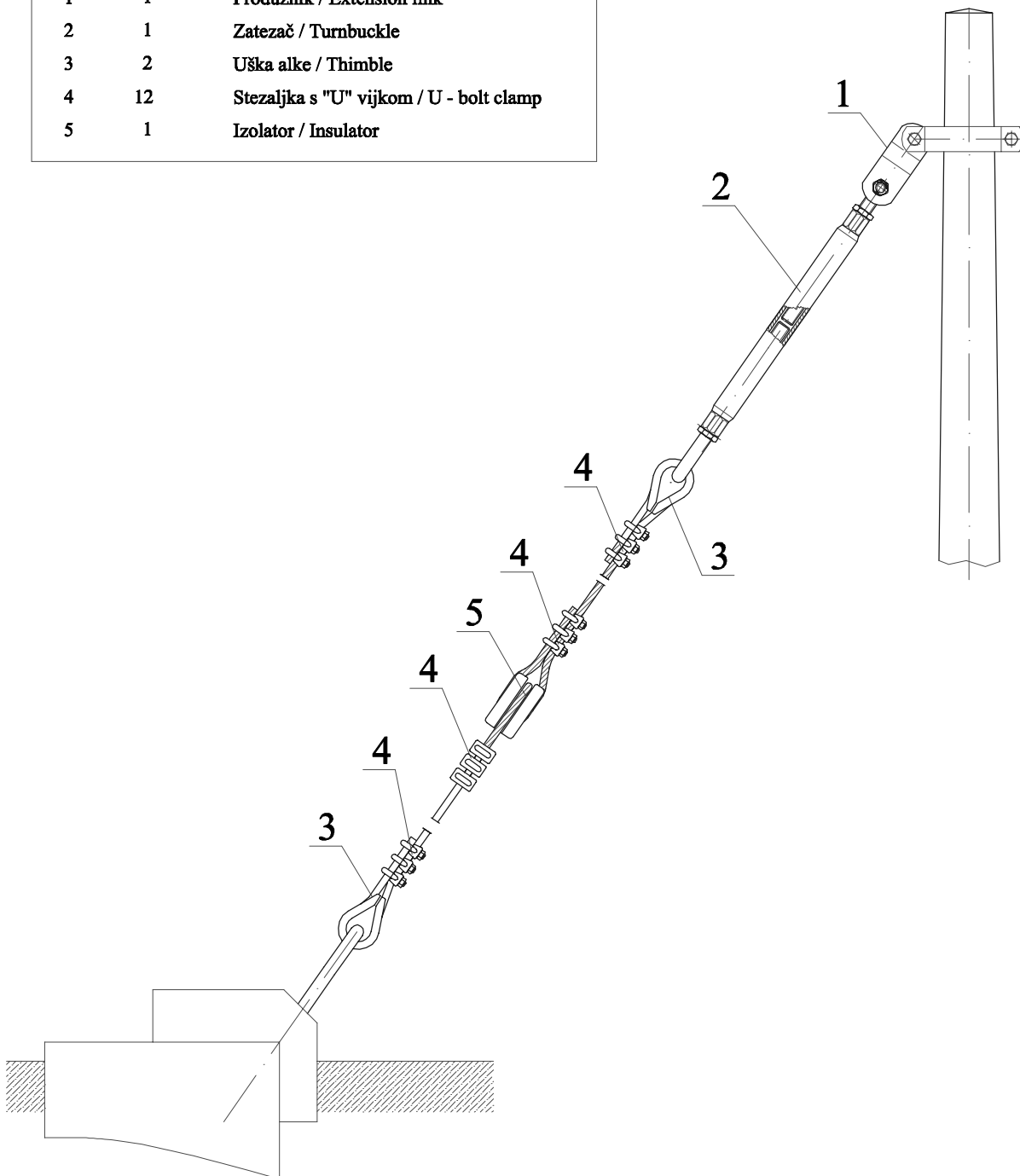
| Poz. Item | Kom. Pcs. | Opis Description |
|--------------|--------------|---|
| 1 | 1 | Produžnik / Extension link |
| 2 | 1 | Zatezač / Turnbuckle |
| 4 | 2 | Uška alke / Thimble |
| 3 | 6 | Stezaljka s "U" vijkom / U - bolt clamp |



**OPREMA ZA ZATEZANJE ILI SIDRENJE STUPOVA
EQUIPMENT FOR PULLING OR ANCHORING POLES**

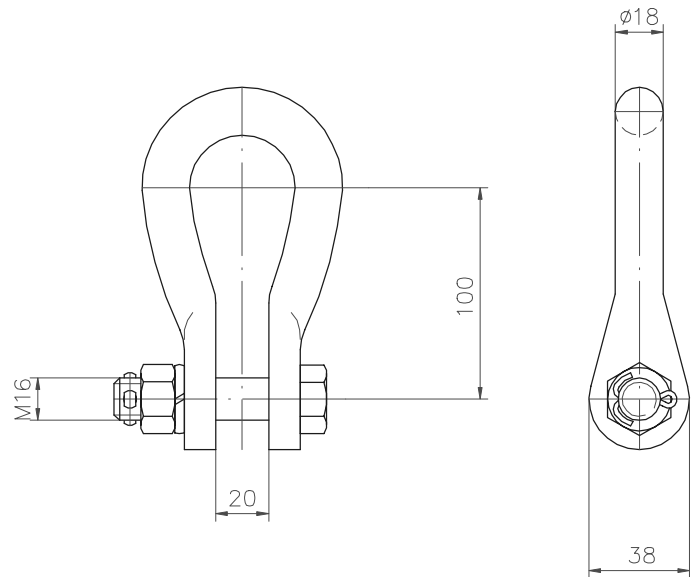
64.003.091C

| Poz. Item | Kom. Pcs. | Opis Description |
|--------------|--------------|---|
| 1 | 1 | Produžnik / Extension link |
| 2 | 1 | Zatezač / Turnbuckle |
| 3 | 2 | Uška alke / Thimble |
| 4 | 12 | Stezaljka s "U" vijkom / U - bolt clamp |
| 5 | 1 | Izolator / Insulator |

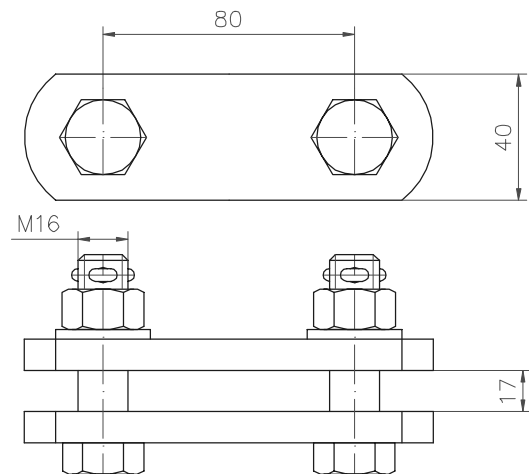


ZATEZNA ALKA
SHACKLE
64.300.300

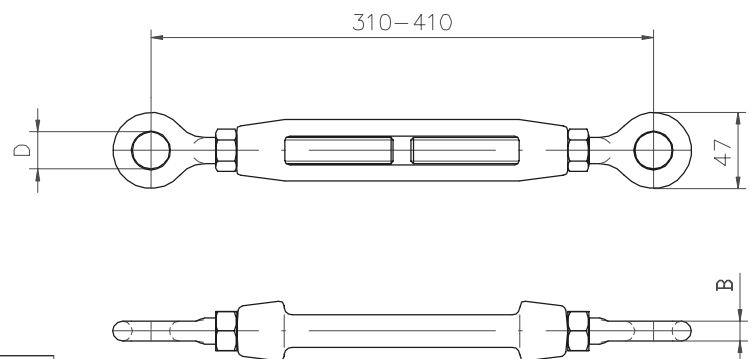
Materijal: kovani čelik DIN 17200, vruće pocinčano
Masa: 0,76 kg
Material : drop forged steel DIN 17200, hot dip galvanized
Mass: 0,76 kg


PRODUŽNIK
EXTENSION LINK
64.300.500

Materijal: čelik DIN 17100, vruće pocinčano
Masa: 1,21 kg
Material : steel DIN 17100, hot dip galvanized
Mass: 1,21 kg


PODESIVI VIJAK M16
TURNBUCKLE M16

Materijal: kovani čelik DIN 17200, vruće pocinčano
Material : drop forged steel DIN 17200, hot dip galvanized



| Kat. br. Cat. No. | Dimenzije Dimensions | | Masa Mass [kg] |
|----------------------|-------------------------|----|----------------------|
| | D [mm] | B | |
| 64.300.600 | 23 | 12 | 1,10 |
| 64.350.600 | 21 | 14 | 1,10 |

**KOMPENZACIONA PLOČA
YOKE**

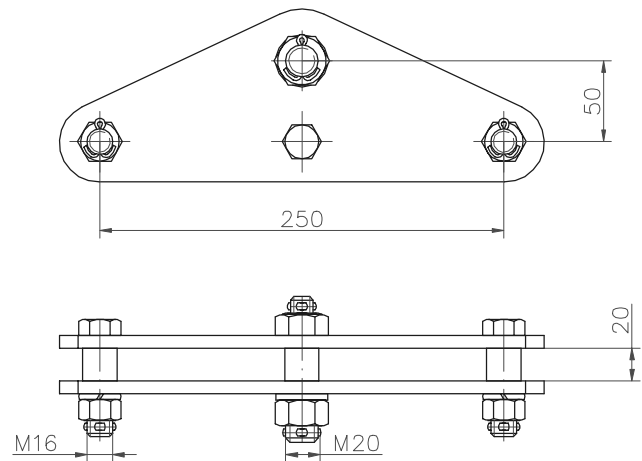
64.300.800

Materijal: čelik DIN 17100, vruće pocinčano

Masa: 3,20 kg

Material: steel DIN 17100, hot dip galvanized

Mass: 3,20 kg



**KOMPENZACIONA PLOČA
YOKE**

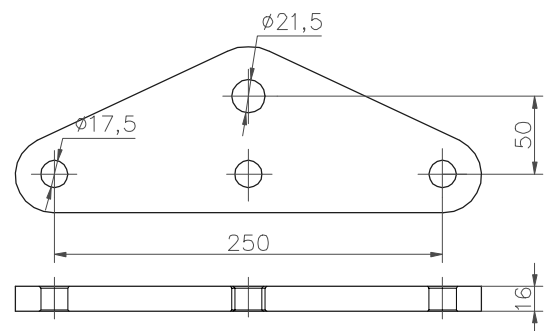
43.64.173.2

Materijal: čelik DIN 17100, vruće pocinčano

Masa: 2,40 kg

Material: steel DIN 17100, hot dip galvanized

Mass: 2,40 kg



**KOTAČ UREĐAJA ZA AUTOMATSKO ZATEZANJE
PULLY ASSEMBLY**

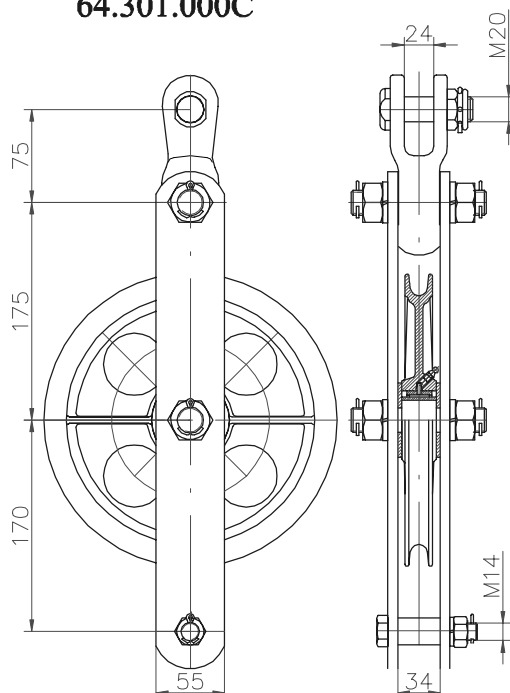
Materijal: aluminijaska bronca, DIN17656/17665

Masa: 8,25 kg

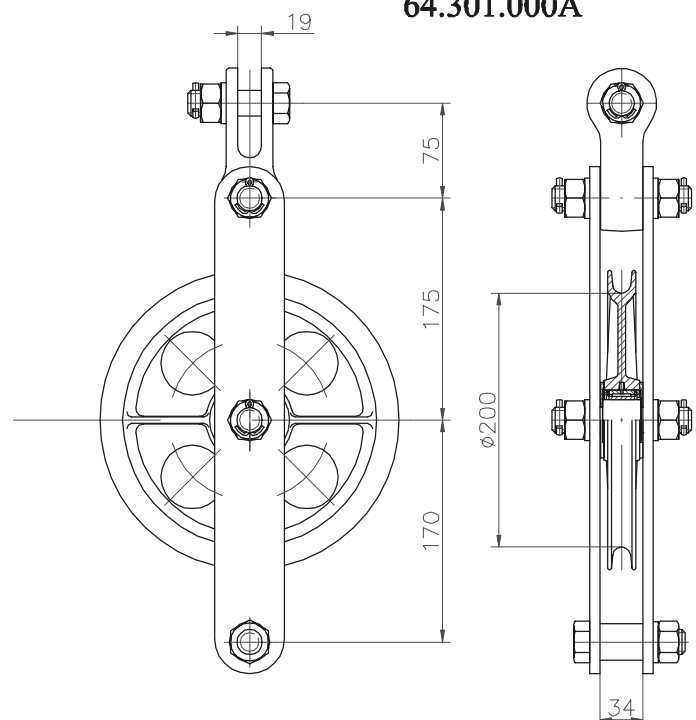
Material: aluminium bronze, DIN 17656/17665

Mass: 8,25 kg

64.301.000C



64.301.000A



DIFERENCIJALNA KOLOTURA UREĐAJA ZA AUTOMATSKO ZATEZANJE
REGULATING EQUIPMENT

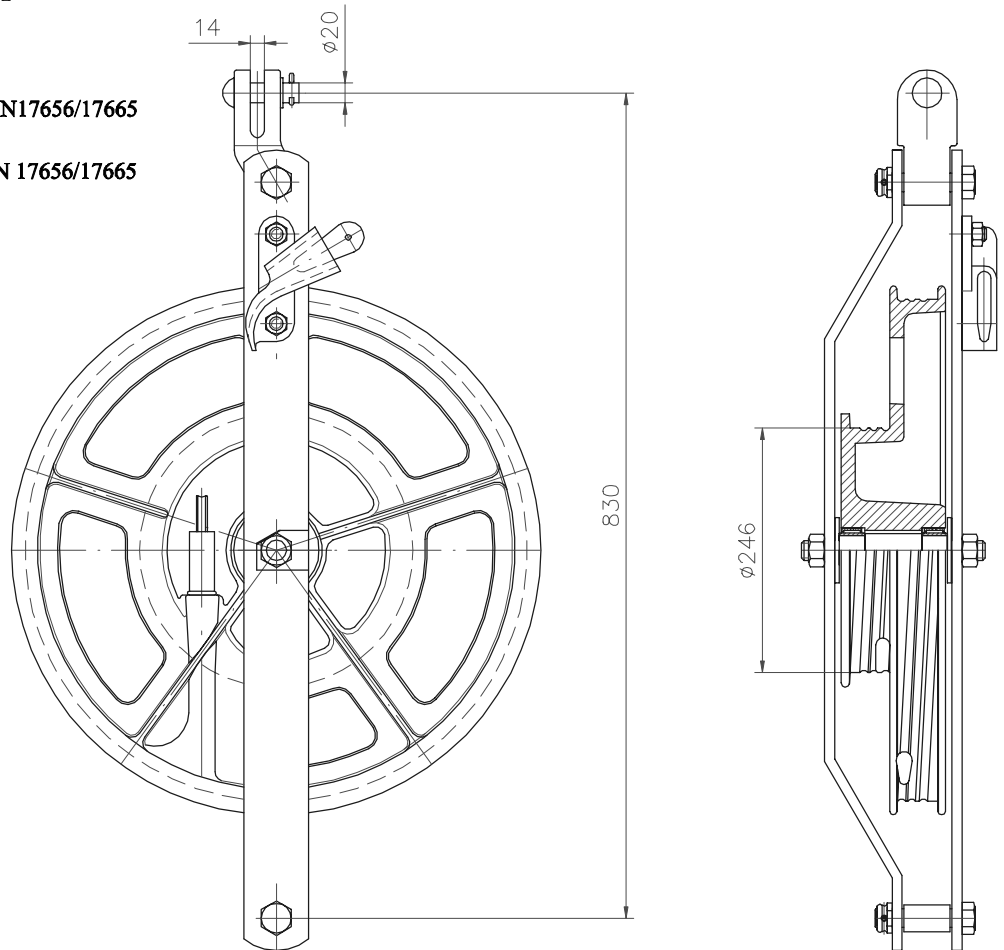
64.301.100A

Materijal: aluminijaska bronca, DIN17656/17665

Masa: 25,0 kg

Material : aluminium bronze, DIN 17656/17665

Mass: 25,0 kg



STEZALJKA S "U" VIJCIMA ZA UŽE ZA OVJEŠENJE UTEGA
"U" BOLT TYPE TENSION CLAMP

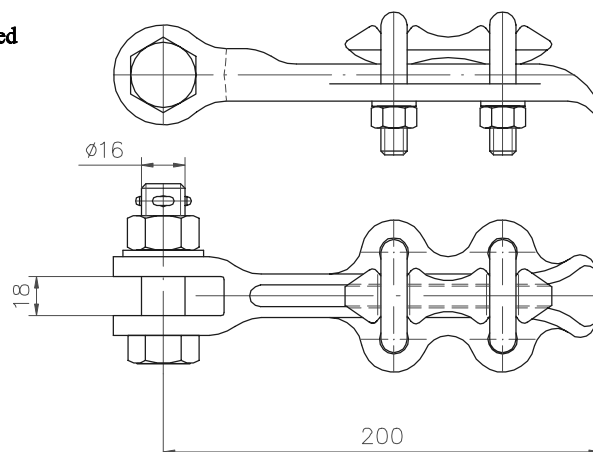
64.301.200

Materijal: kovani čelik DIN 17200, vruće pocinčano

Masa: 1,00 kg

Material : drop forged steel DIN 17200, hot dip galvanized

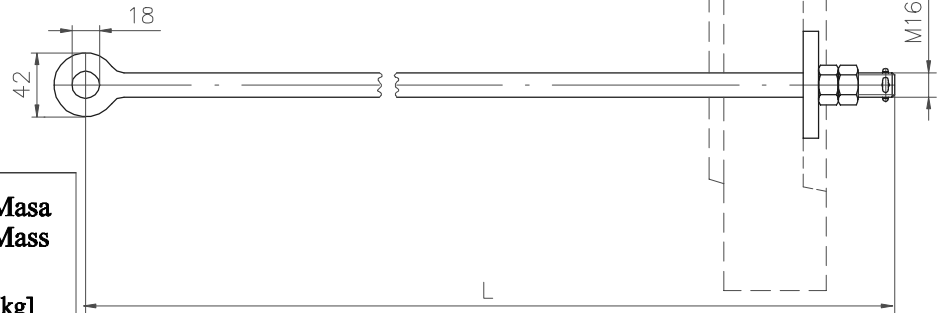
Mass: 1,00 kg



VIJAK S OČKOM ZA OVJEŠENJE UTEGA BOLT WITH EYE FOR COUNTERWEIGHTS ATTACHMENT

Materijal: kovani čelik DIN 17200, vruće pocinčano

Material: drop forged steel DIN 17200, hot dip galvanized



| Kat. br. Cat. No. | Dimenzije Dimensions L [mm] | Masa Mass [kg] |
|----------------------|--------------------------------------|----------------------|
| 43.64.174A | 1300 | 4,25 |
| 64.301.300 | 1530 | 4,50 |
| 43.64.174B | 2100 | 8,20 |

UTEK COUNTERWEIGHT

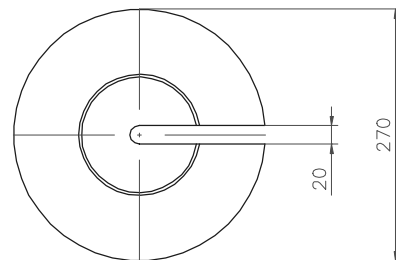
64.301.400

Materijal: sivi lijev DIN 1692, vruće pocinčano

Masa: 25,0 kg

Material: malleable cast iron DIN 1692, hot dip galvanized

Mass: 25,0 kg



OBUJMICA ZA VOĐENJE UTEGA WEIGHT GUIDE

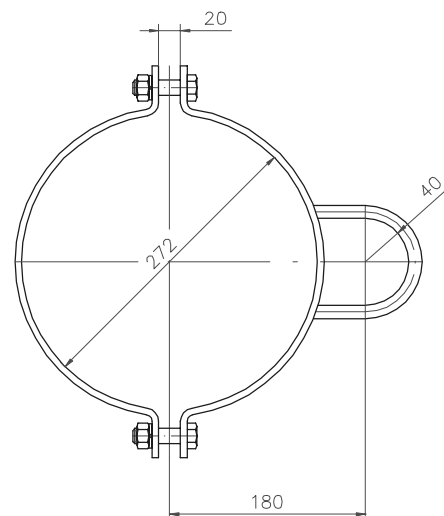
64.301.500

Materijal: čelik DIN 17100, vruće pocinčano

Masa: 2,45 kg

Material: steel DIN 17100, hot dip galvanized

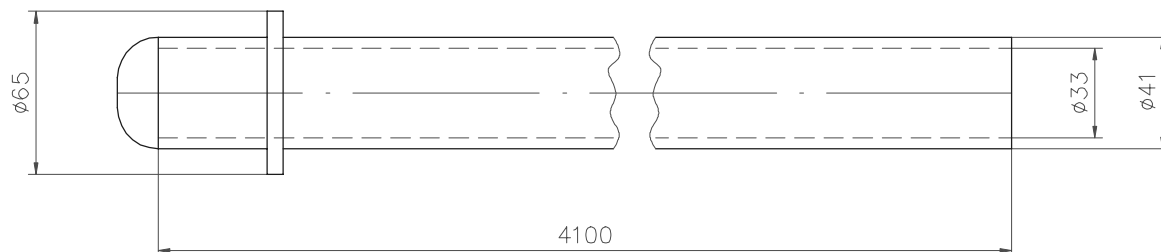
Mass: 2,45 kg



VODILICA UTEGA
WEIGHT GUIDE
64.301.600
Materijal: čelik DIN 17100, vruće pocinčano

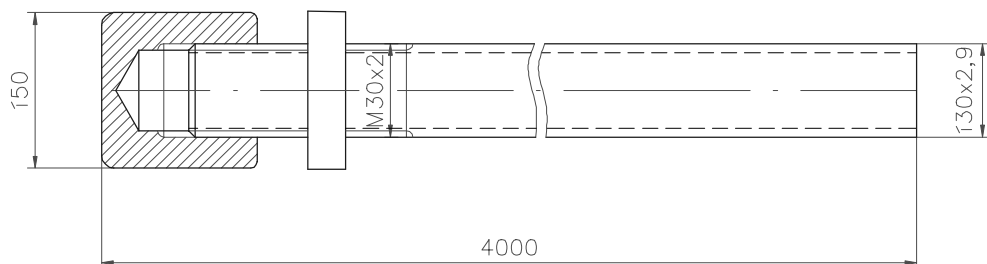
Masa: 16,20 kg

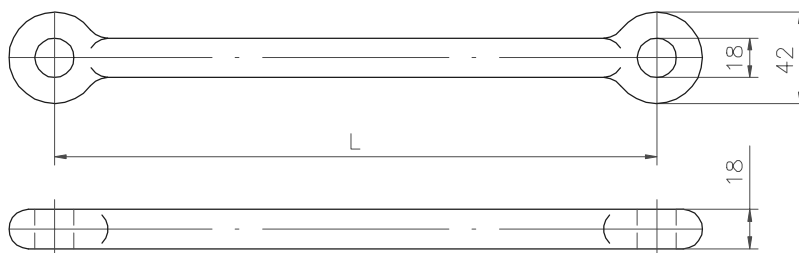
Material : steel DIN 17100, hot dip galvanized

Mass: 16,20 kg

VODILICA UTEGA
WEIGHT GUIDE
43.64.175.2
Materijal: čelik DIN 17100, vruće pocinčano

Masa: 9,20 kg

Material : steel DIN 17100, hot dip galvanized

Mass: 9,20 kg

PRODUŽNIK
EXTENSION LINK
64.301.700
Materijal: kovani čelik DIN 17200, vruće pocinčano

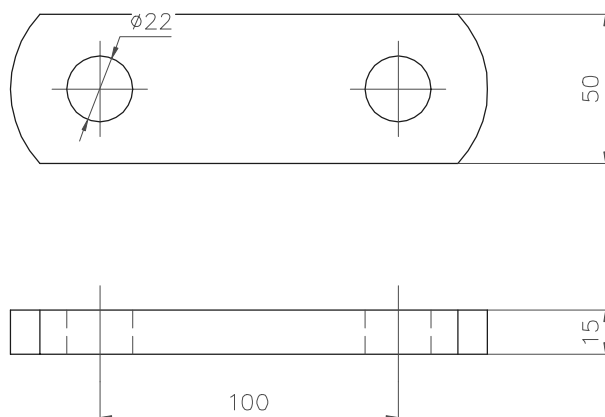
Material : drop forged steel DIN 17200, hot dip galvanized


| Tip / Type | A | B | C |
|------------------------|------|------|------|
| Dužina / Length L [mm] | 1000 | 1500 | 2000 |
| Masa / Mass [kg] | 1,85 | 2,60 | 3,50 |

PRODUŽNIK
EXTENSION LINK
64.302.900
Materijal: čelik DIN 17100, vruće pocinčano

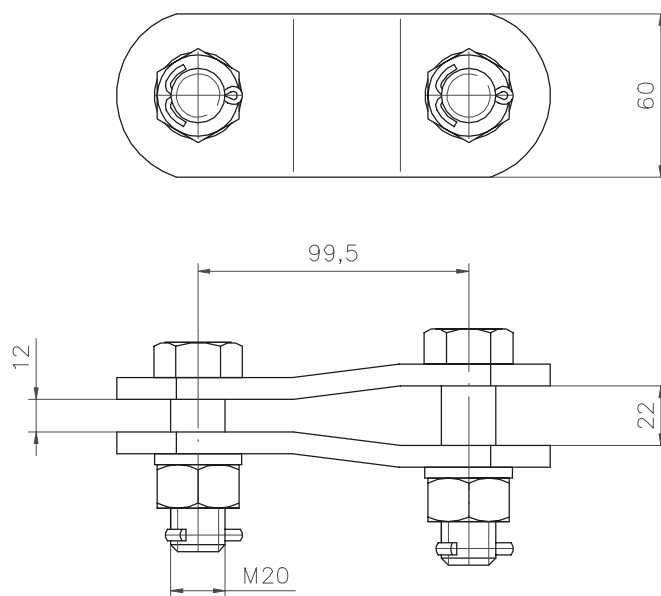
Masa: 0,95 kg

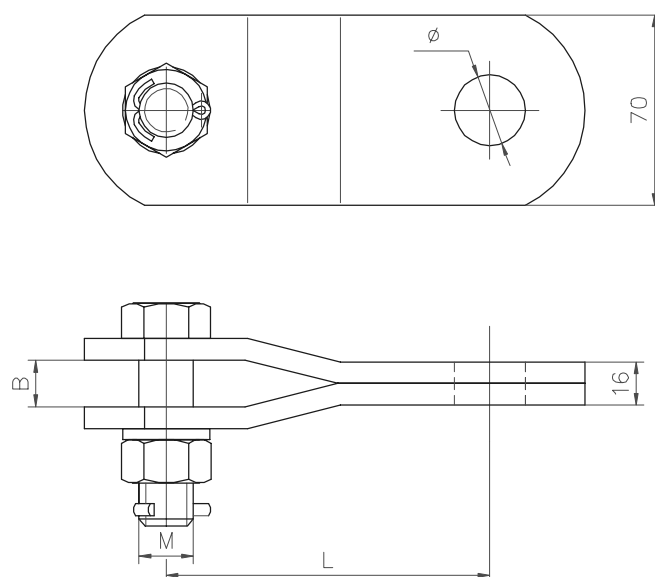
Material : steel DIN 17100, hot dip galvanized

Mass: 0,95 kg

PRODUŽNIK SIDRA
EXTENSION LINK
64.303.000
Materijal: čelik DIN 17100, vruće pocinčano

Masa: 1,86 kg

Material : steel DIN 17100, hot dip galvanized

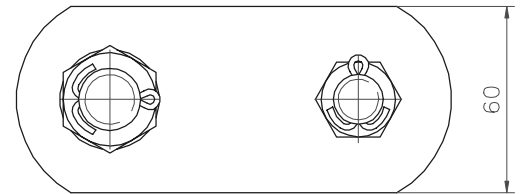
Mass: 1,86 kg

PRODUŽNIK SIDRA
EXTENSION LINK CLEVIS EYE
Materijal: čelik DIN 17100, vruće pocinčano

Material : steel DIN 17100, hot dip galvanized


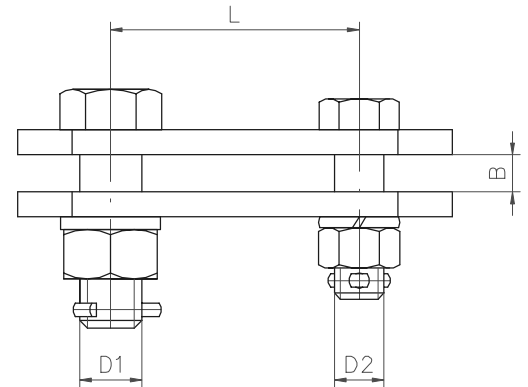
| Kat. br. Cat. No. | Tip Type | Dimenzije Dimensions | | | | Masa Mass [kg] |
|----------------------|-------------|-------------------------|----|----|----|----------------------|
| | | L | B | M | Ø | |
| 64.303.100 | 18/20 | 119 | 17 | 20 | 22 | 1,90 |
| 64.303.200 | 24 | 128,5 | 22 | 24 | 26 | 2,17 |

PRODUŽNIK SIDRA EXTENSION LINK FOR STAY ROD

Materijal: čelik DIN 17100, vruće pocinčano
Material : steel DIN 17100, hot dip galvanized

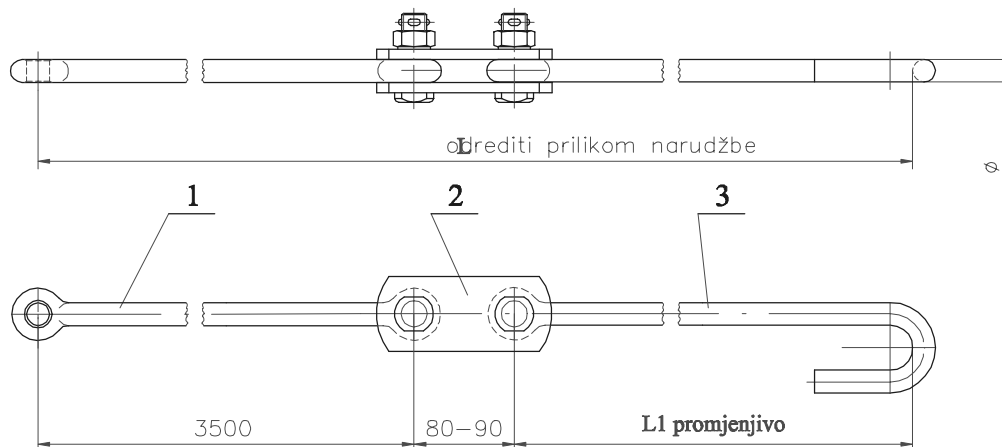


| Kat. br. Cat. No. | Tip Type | Dimenzije Dimensions | | | | Masa Mass [kg] |
|----------------------|-------------|-------------------------|----|-----|-----|----------------------|
| | | L [mm] | B | D1 | D2 | |
| 64.303.500 | 18 | 80 | 20 | M20 | M16 | 1,43 |
| 64.303.500A | 18 | 80 | 20 | M16 | M16 | 0,92 |
| 64.303.600A | 20 | 80 | 20 | M20 | M20 | 1,57 |
| 64.303.700 | 24 | 90 | 22 | M24 | M24 | 2,25 |



SIDRO STAY ROD

Materijal: čelik DIN 17100, vruće pocinčano
Material : steel DIN 17100, hot dip galvanized

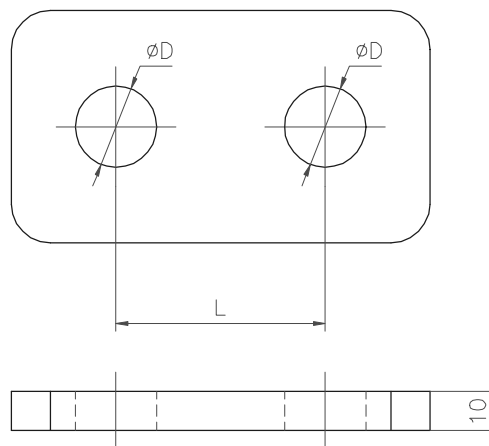


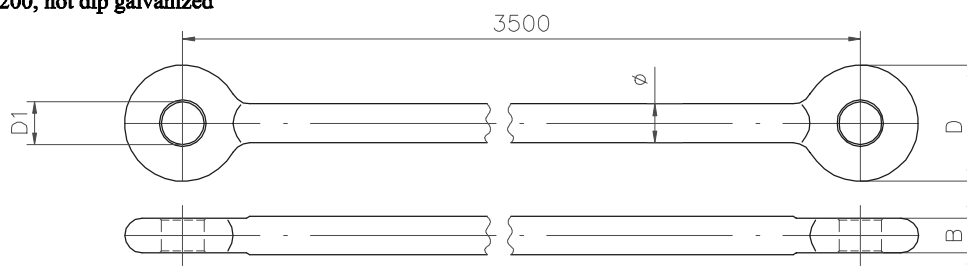
| Poz. Item | Kat. br. / Cat. No. | | | Naziv sklopa Description |
|--------------|--------------------------------|--------------------------------|--------------------------------|---|
| | 64.303.800M Ø 18 [mm] | 64.303.900M Ø 20 [mm] | 64.304.000M Ø 24 [mm] | |
| 1 | 64.306.100 | 64.306.200 | 64.306.300 | Produžnik sidra / Extension link for stay rod |
| 2 | 64.303.500A | 64.303.600A | 64.303.700 | Produžnik sidra / Extension link for stay rod |
| 3 | 64.303.800 | 64.303.900 | 64.304.000 | Šipka sidra s kukom / Stay rod with hook |

PRODUŽNIK
EXTENSION LINK
64.304.100
Materijal: čelik DIN 17100, vruće pocinčano

Material: steel DIN 17100, hot dip galvanized

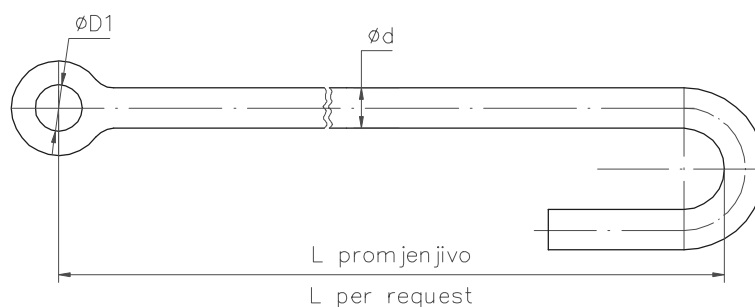
| Dimenzije/ Dimensions | | Tip / Type | | |
|--------------------------|------|------------|------|------|
| | | A | B | C |
| L | [mm] | 54 | 60 | 72 |
| ØD | [mm] | 21 | 23 | 27 |
| Masa / Mass | [kg] | 0,37 | 0,48 | 0,67 |


PRODUŽNIK SIDRA
EXTENSION LINK FOR STAY ROD
Materijal: kovani čelik DIN 17200, vruće pocinčano

Material: drop forged steel DIN 17200, hot dip galvanized


| Kat. br. Cat. No. | Tip Type | Dimenzije Dimensions | | | | Masa Mass [kg] |
|----------------------|-------------|-------------------------|------------|----|----|----------------------|
| | | D [mm] | D1 [mm] | B | Ø | |
| 64.306.100 | 18 | 42 | 18 | 18 | 18 | 7,50 |
| 64.306.200 | 20 | 60 | 22 | 18 | 20 | 10,00 |
| 64.306.300 | 24 | 60 | 26 | 20 | 24 | 13,60 |

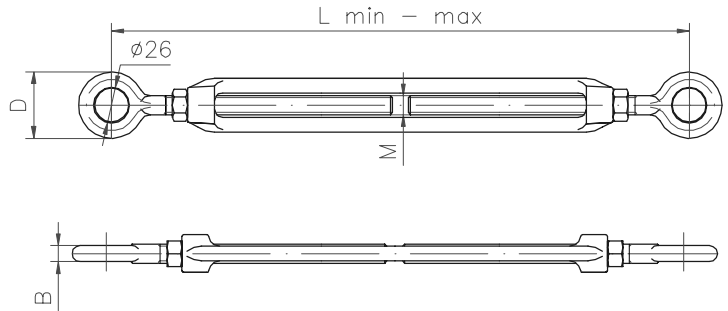
PRODUŽNIK SIDRA S KUKOM
EXTENSION LINK FOR STAY ROD WITH HOOK
Materijal: kovani čelik DIN 17200, vruće pocinčano

Material: drop forged steel DIN 17200, hot dip galvanized


| Kat. br. Cat. No. | Tip Type | Dimenzije Dimensions | |
|----------------------|-------------|-------------------------|-------------|
| | | Ød [mm] | ØD1 [mm] |
| 64.303.800 | 18 | 18 | 18 |
| 64.303.900 | 20 | 20 | 22 |
| 64.304.000 | 24 | 24 | 26 |

PODESIVI VIJAK 20, 18/20, 24 TURNBUCKLE

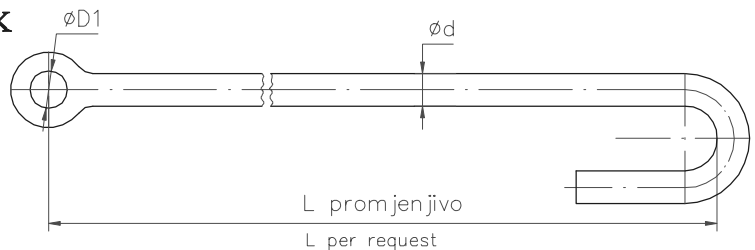
Materijal: kovani čelik DIN 17200, vruće pocinčano
Material: drop forged steel DIN 17200, hot dip galvanized



| Kat. br. Cat. No. | Tip Type | Dužina Length L min - max | Dimenzije Dimensions [mm] | | | Masa Mass [kg] |
|----------------------|-------------|---------------------------------|---------------------------------|----|----|----------------------|
| | | | M | D | B | |
| 64.300.600 | 20 | 380-520 | 20 | 42 | 15 | 2,80 |
| 64.350.600 | 18/20 | 570-875 | 20 | 60 | 15 | 5,17 |
| 64.350.600 | 24 | 575-875 | 24 | 60 | 20 | 5,62 |

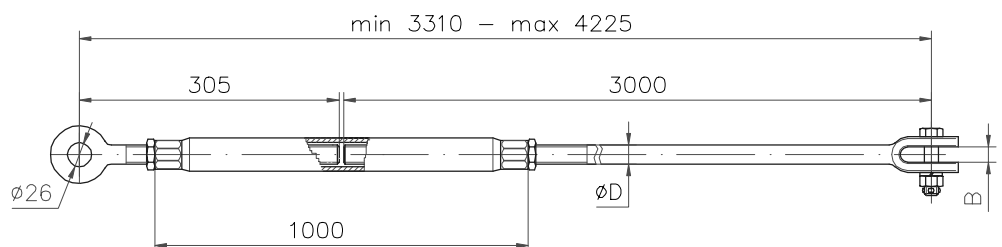
PRODUŽNIK SIDRA S KUKOM EXTENSION LINK FOR STAY ROD WITH HOOK

Materijal: kovani čelik DIN 17200, vruće pocinčano
Material: drop forged steel DIN 17200, hot dip galvanized



| Kat. br. Cat. No. | Tip Type | Dimenzije Dimensions [mm] | | Masa Mass (kg) | | | | | |
|----------------------|-------------|---------------------------------|-----|-------------------|-------|-------|------|------|--|
| | | Ød | ØD1 | L | | | | | |
| | | | | 5800 | 4900 | 4000 | 3100 | 2200 | |
| 64.303.850 | 18 | 18 | 18 | 11,94 | 10,14 | 8,34 | 6,54 | 4,74 | |
| 64.303.950 | 20 | 20 | 22 | 14,75 | 12,53 | 10,31 | 8,08 | 5,86 | |
| 64.304.050 | 24 | 24 | 26 | 17,71 | 15,05 | 12,38 | 9,72 | 7,05 | |

PODESIVI VIJAK TURNBUCKLE

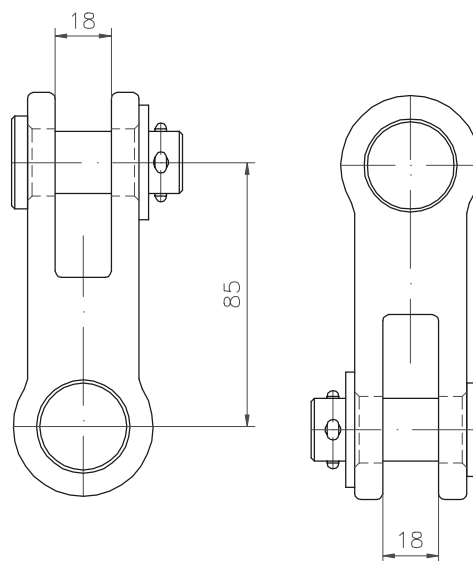


Materijal: kovani čelik DIN 17200, vruće pocinčano
Material: drop forged steel DIN 17200, hot dip galvanized

| Kat. br. Cat. No. | Tip Type | Dužina Length L min - max | Dimenzije Dimensions [mm] | | | Masa Mass [kg] |
|----------------------|-------------|---------------------------------|---------------------------------|----|----|----------------------|
| | | | M | D | B | |
| 43.85.125 | 18/20 | 3305 - 4225 | 20 | 20 | 20 | 12,20 |
| 43.85.126 | 24 | 3305 - 4225 | 24 | 24 | 22 | 16,30 |

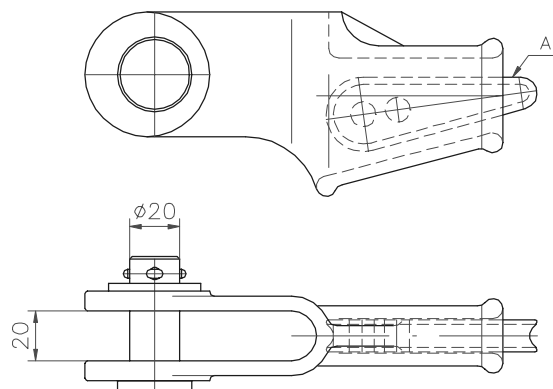
DVOSTRUKA ZAOKRENUTA VILICA
DOUBLE CLEVIS
64.350.300

Materijal: kovani čelik DIN 17200, vruće pocinčano
Masa: 1,30 kg
Material : drop forged steel DIN 17200, hot dip galvanized
Mass: 1,30 kg

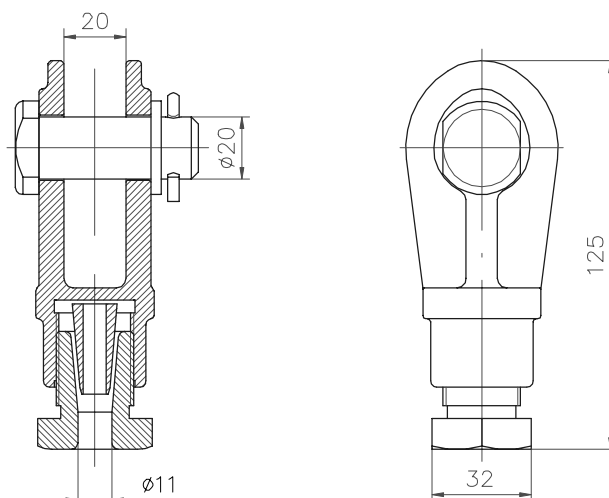

ZAVRŠNA STEZALJKA
TENSION CLAMP
65.30.300

Materijal: alumijska bronca, DIN17656/17665
Material : aluminium bronze, DIN 17656/17665

| Tip / Type | A | B | C | D |
|--------------------------------|------|------|------|------|
| Uže / Cable [mm ²] | 70 | 95 | 100 | 120 |
| Masa / Mass [kg] | 1,09 | 1,12 | 1,50 | 1,55 |


ZAVRŠNA STEZALJKA ZA NOSIVO UŽE
TENSION CLAMP FOR CATENARY CABLE
64.502.450

Materijal: alumijska bronca, DIN17656/17665
Masa: 0,76 kg
Material : aluminium bronze, DIN 17656/17665
Mass: 0,76 kg



ZAVRŠNA STEZALJKA ZA KONTAKTNI VODIČ TENSION CLAMP FOR CONTACT WIRE

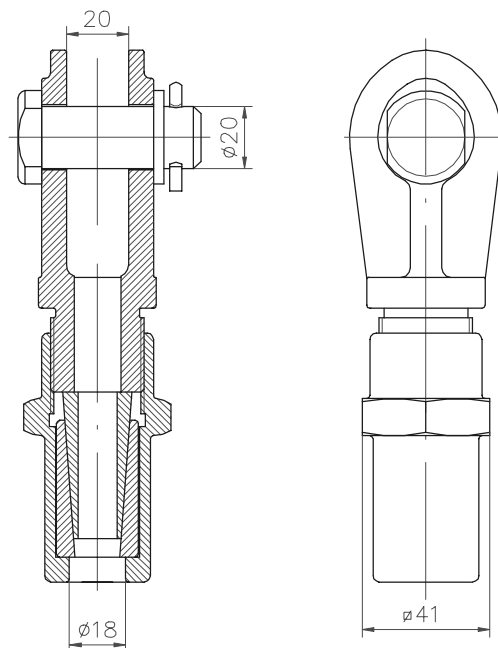
64.502.550

Materijal: aluminijska bronca, DIN17656/17665

Masa: 1,00 kg

Material : aluminium bronze, DIN 17656/17665

Mass: 1,00 kg



ZAVRŠNA STEZALJKA ZA OBILAZNI VOD TENSION CLAMP FOR BYPASS CABLE

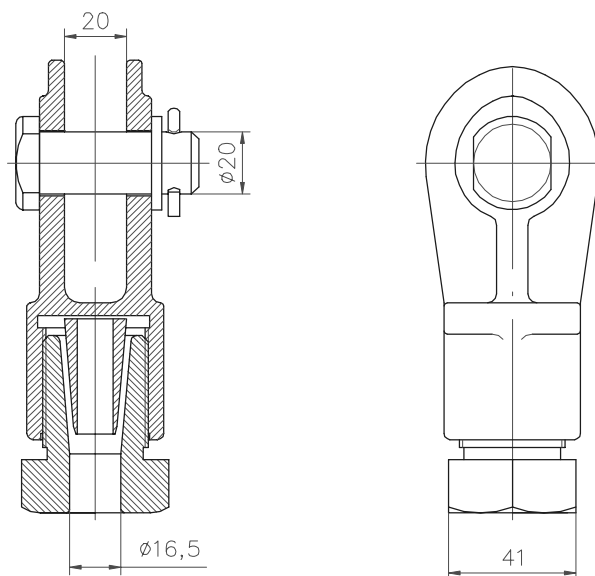
64.502.650

Materijal: aluminijska bronca, DIN17656/17665

Masa: 1,10 kg

Material : aluminium bronze, DIN 17656/17665

Mass: 1,10 kg

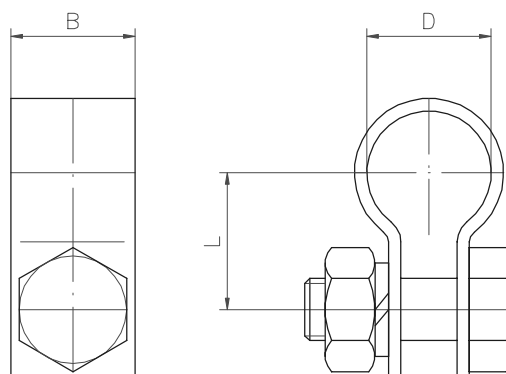


STEZALJKA ZA IZOLATOR CLAMP FOR INSULATOR

Materijal: čelik DIN 17100, vruće pocinčano

Material : steel DIN 17100, hot dip galvanized

| Kat. br. Cat. No. | Dimenzije Dimensions | | | Masa Mass [kg] |
|----------------------|-------------------------|-----------|----|----------------------|
| | L | B [mm] | D | |
| 64.400.300 | 22 | 20 | 20 | 0,081 |
| 64.452.800D | 35 | 24 | 39 | 0,10 |



UNIVERZALNA STEZALJKA
PARALLEL GROOVE CLAMP

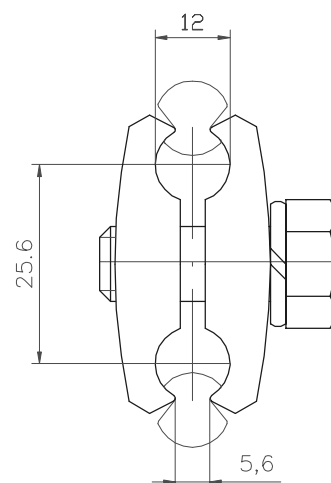
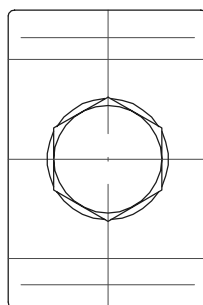
64.550.100

Materijal: aluminijaska bronca, DIN17656/17665

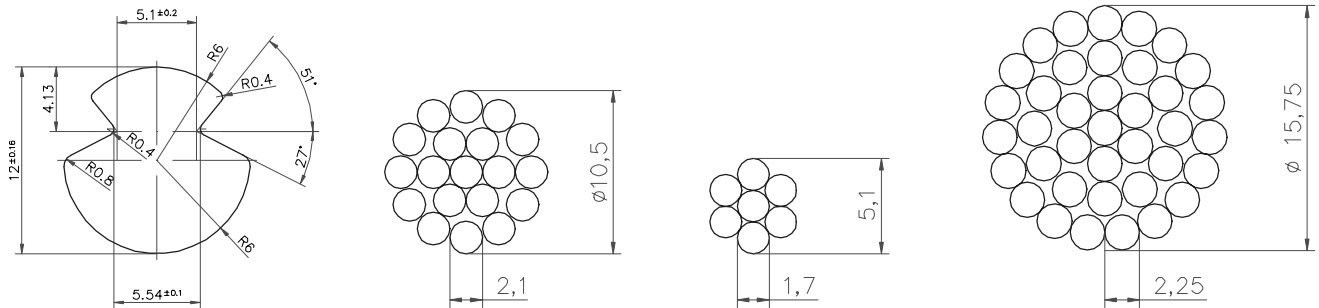
Masa: 0,29 kg

Material : aluminium bronze, DIN 17656/17665

Mass: 0,29 kg

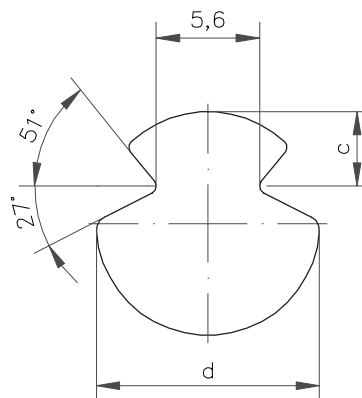


MEHANIČKI PODACI VODIČA KONTAKTNE MREŽE
MECHANICAL DATA FOR CABLES



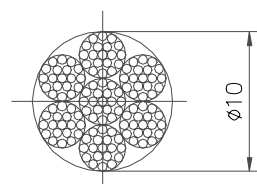
| | | Kontaktni vodič Contact wire | Nosivo uže Catenary cable | Obilazni vod Bypass conductor | Y uže Y cable | Žica za vješaljku Dropper wire | |
|---|---------------------|---------------------------------|---------------------------------|-------------------------------------|------------------------------|-----------------------------------|-------------------------------|
| Kataloški broj / Catalogue number | | 64.500.200 | 64.500.100 | 64.501.800 | 64.501.600 | | |
| Konstrukcija / Construction | | puni profil / full profile | 19 x 2,1 | 37 x 2,25 | 7 x 1,7 | puni profil / full profile | puni profil / full profile |
| Materijal / Material | | tvrdi bakar / hard copper | bronca / bronze | tvrdi bakar / hard copper | tvrdi bakar / hard copper | nehr. čelik / stainless steel | bakar / copper |
| Nazivni presjek / Cross section | mm ² | 100 | 65 | 150 | 16 | 7,0686 | 19,635 |
| Stvarni presjek / Real cross section | mm ² | 100 | 65,8 | 147,1 | 15,8 | 3 | 5 |
| Promjer / Diameter | Ø mm | 12,00 | 10,5 | 15,75 | 5,1 | 3 | 5 |
| Prekidna sila / Breaking load | daN | 3790 | 3530 | 5030 | 574 | 600 - 800 | |
| Temperaturni koeficijent istezanja / Coefficient of linear expansion | 1/C° | 1,7 x 10 ⁻⁶ | 1,7 x 10 ⁻⁶ | 1,7 x 10 ⁻⁶ | 1,7 x 10 ⁻⁶ | | |
| Modul elastičnosti / Modul of elasticity | daN/mm ² | 13000 | 12000 | 12000 | 12000 | | |
| Težina / Weight | kg/m | 0,886 | 0,602 | 1,354 | 0,144 | 0,055 | 0,175 |

KONTAKTNI VODIČI
CONTACT WIRES
Materijal: E-Cu, DIN 43141

Material : E-Cu, DIN 43141


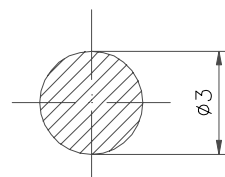
| Tip Type | Presjek Cross section [mm ²] | Dimenzije Dimensions d c [mm] | | Prekidna sila Tensile strength [N/mm ²] | Masa Mass [kg/m] |
|-------------|--|--|-----|---|------------------------|
| | | d | c | | |
| Ri80 | 80 | 10,6 | 3,8 | 355 | 0,71 |
| Ri100 | 100 | 12,0 | 4,0 | 350 | 0,89 |
| Ri120 | 120 | 13,2 | 4,0 | 330 | 1,07 |
| Ri150 | 150 | 14,8 | 4,0 | 320 | 1,34 |

UŽE OD NEHRĐAJUČEG ŽELIKA
STAINLESS STEEL CONDUCTOR
Materijal: nehrđajuči čelik

Material : stainless steel


| Konstrukcija Construction | Presjek Cross section [mm ²] | Promjer Diameter [mm] | Prekidna sila Breakin load [daN] | Masa Mass [kg/m] |
|------------------------------|--|-----------------------------|--|------------------------|
| 7 x 19 | 46,30 | 10,0 | 6510 | 0,381 |

ŽICA OD NEHRĐAJUČEG ŽELIKA
STAINLESS STEEL WIRE
Materijal: nehrđajuči čelik, DIN 17440

Material : stainless steel, DIN 17440


| Tip Type | Konstrukcija Construction | Presjek Cross section [mm ²] | Promjer Diameter [mm] | Prekidna sila Breakin load [N/mm ²] | Masa Mass [kg/m] |
|-------------|------------------------------|--|-----------------------------|---|------------------------|
| | puni profil | 7,06 | 3,0 | 600 - 800 | 0,055 |

**STEZALJKA NOSIVOG UŽETA ZA VJEŠALJKU
DROPPER CLAMP ON CATENARY CABLE**

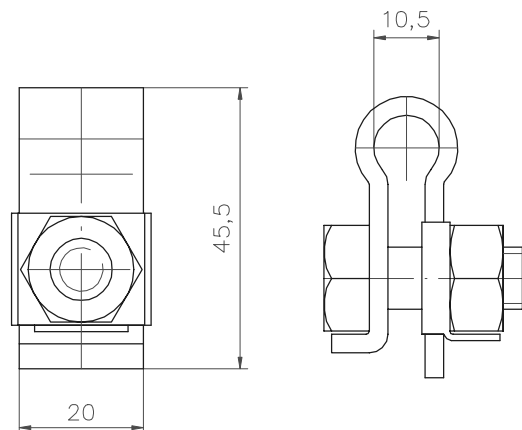
64.500.300

Materijal: bakar, DIN1708

Masa: 0,12 kg

Material : copper, DIN 1708

Mass: 0,12 kg



**STEZALJKA KONTAKTNOG VODIČA ZA VJEŠALJKU
DROPPER CLAMP ON CONTACT WIRE**

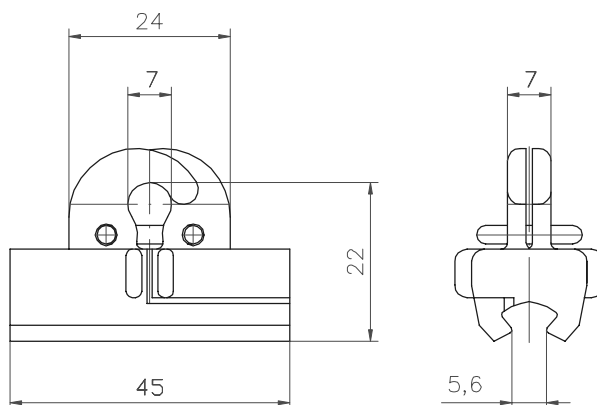
64.500.400

Materijal: aluminijska bronca, DIN17656/17665

Masa: 0,08 kg

Material : aluminium bronze, DIN 17656/17665

Mass: 0,08 kg



**STEZALJKA KONTAKTNOG VODIČA ZA VJEŠALJKU
DROPPER CLAMP ON CONTACT WIRE**

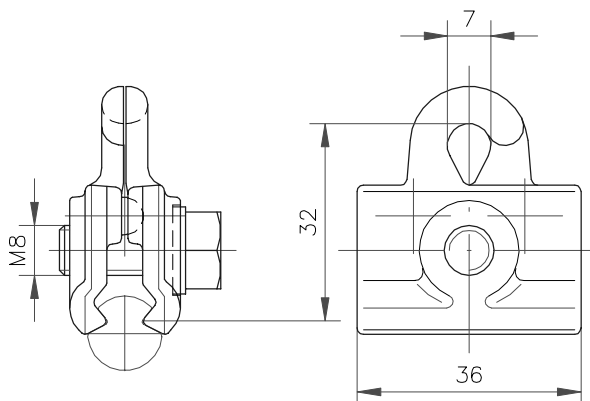
64.500.450

Materijal: aluminijska bronca, DIN17656/17665

Masa: 0,08 kg

Material : aluminium bronze, DIN 17656/17665

Mass: 0,08 kg



STEZALJKA NOSIVOG UŽETA ZA VJEŠALJKU DROPPER CLAMP ON CATENARY CABLE

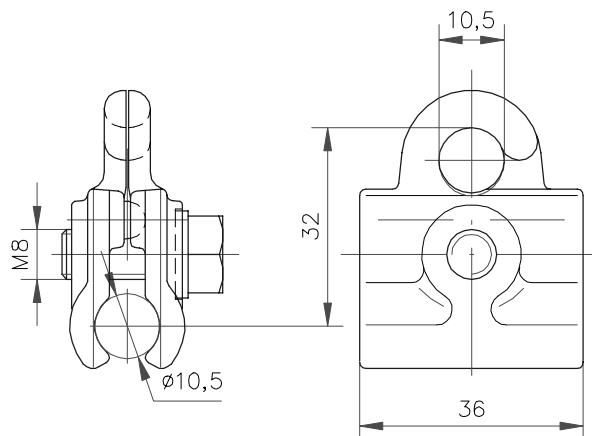
64.500.460

Materijal: alumijska bronca, DIN17656/17665

Masa: 0,09 kg

Material : aluminium bronze, DIN 17656/17665

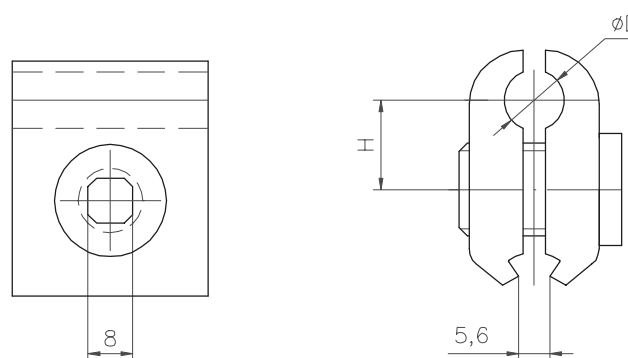
Mass: 0,09 kg



STRUJNA STEZALJKA PARALLEL GROOVE CLAMP

Materijal: alumijska bronca, DIN17656/17665

Material : aluminium bronze, DIN 17656/17665

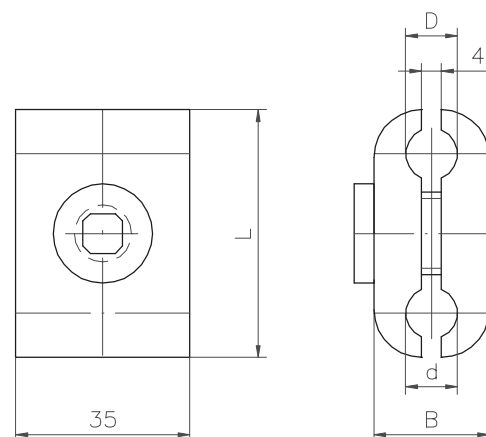


| Kat. br. Cat. No. | Tip Type | Dimenzije Dimensions | | Masa Mass [kg] |
|----------------------|-------------|-------------------------|----|----------------------|
| | | ØD [mm] | H | |
| 64.500.600 | NU-KV | 10,5 | 16 | 0,21 |
| 64.500.700 | KV-KV | 11,8 | 16 | 0,22 |
| 64.500.800 | OV-KV | 15,75 | 18 | 0,26 |

STRUJNA STEZALJKA PARALLEL GROOVE CLAMP

Materijal: alumijska bronca, DIN17656/17665

Material : aluminium bronze, DIN 17656/17665

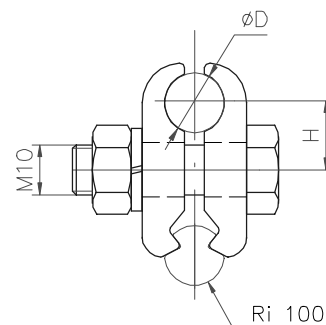
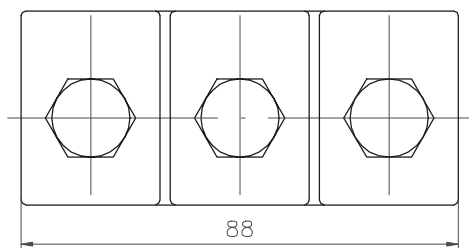


| Kat. br. Cat. No. | Tip Type | Dimenzije Dimensions | | | | Masa Mass [kg] |
|----------------------|-------------|-------------------------|-----------|------|------|----------------------|
| | | B | D [mm] | d | L | |
| 64.500.900 | NU-NU | 23,2 | 10,5 | 10,5 | 49,8 | 0,24 |
| 64.501.000 | OV-OV | 32 | 16 | 16 | 59 | 0,39 |
| 64.501.100 | OV-NU | 30 | 15,75 | 10,5 | 54,4 | 0,30 |
| 64.501.200 | OV-KV | 30 | 16 | 11 | 55 | 0,29 |
| 64.501.300 | KV-NU | 24 | 11,8 | 10,5 | 50,4 | 0,234 |

STEZALJKA ZA KONTAKTNI VODIČ I UŽE CLAMP FOR CONTACT WIRE AND CABLE

Materijal: aluminijiska bronca, DIN17656/17665

Material : aluminium bronze, DIN 17656/17665

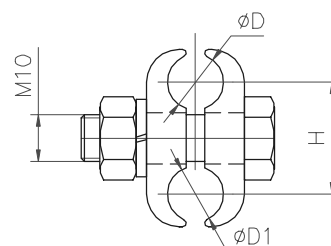
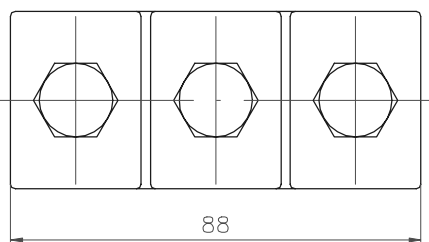


| Kat. br. Cat. No. | Tip Type | Dimenzije Dimensions | | Masa Mass [kg] |
|----------------------|----------------|-------------------------|------|----------------------|
| | | ϕD [mm] | H | |
| 64.700.300 | KV - $\phi 12$ | 12 | 13,5 | 0,40 |
| 64.703.320 | KV - $\phi 10$ | 10 | 12,5 | 0,38 |

STEZALJKA ZA DVA Cu VODIČA CLAMP FOR TWO Cu CABLES

Materijal: aluminijiska bronca, DIN17656/17665

Material : aluminium bronze, DIN 17656/17665



| Kat. br. Cat. No. | Tip Type | Dimenzije Dimensions | | | Masa Mass [kg] |
|----------------------|---------------------|-------------------------|-----------|----|----------------------|
| | | ϕD | $\phi D1$ | H | |
| 64.703.000 | $\phi 12 - \phi 12$ | 12 | 12 | 24 | 0,43 |
| 64.703.100 | $\phi 12 - \phi 10$ | 12 | 10 | 23 | 0,44 |
| 64.703.200 | $\phi 12 - \phi 14$ | 12 | 14 | 25 | 0,49 |

KRIŽNA STEZALJKA ZA DVA KONTAKTNA VODIČA CROSSING CONTACT WIRE CLIP


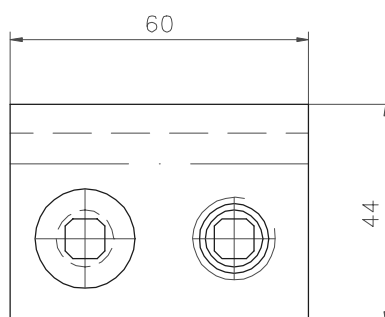
64.501.400

Materijal: aluminijiska bronca, DIN17656/17665

Masa: 0,34 kg

Material : aluminium bronze, DIN 17656/17665

Mass: 0,34 kg



STEZALJKA ZA DVA KONTAKTNA VODIČA
TWIN CONTACT WIRE CLIP

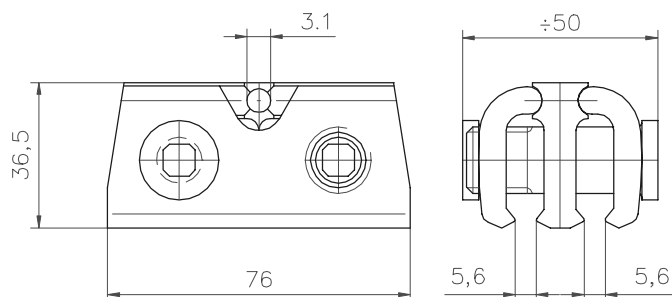
64.501.500

Materijal: aluminijaska bronca, DIN17656/17665

Masa: 0,34 kg

Material : aluminium bronze, DIN 17656/17665

Mass: 0,34 kg



STEZALJKA ZA DVA KONTAKTNA VODIČA
TWIN CONTACT WIRE CLIP

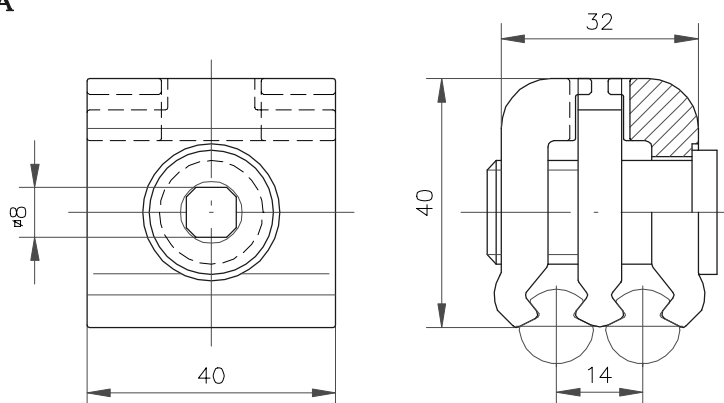
64.501.550

Materijal: aluminijaska bronca, DIN17656/17665

Masa: 0,30 kg

Material : aluminium bronze, DIN 17656/17665

Mass: 0,30 kg



STEZALJKA ZA DVA KONTAKTNA VODIČA
TWIN CONTACT WIRE CLIP

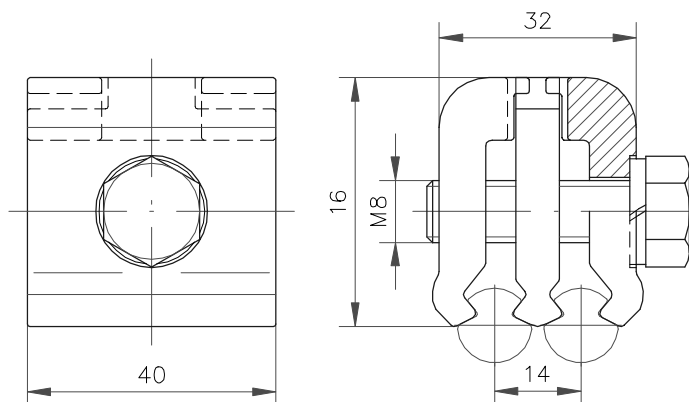
64.501.560

Materijal: aluminijaska bronca, DIN17656/17665

Masa: 0,30 kg

Material : aluminium bronze, DIN 17656/17665

Mass: 0,30 kg



STEZALJKA Y UŽETA ZA VJEŠALJKU
DROPPER CLAMP ON Y WIRE

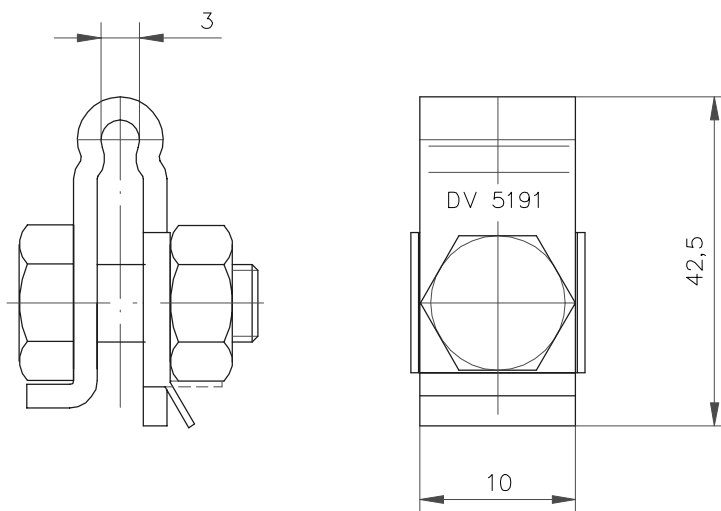
64.501.900

Materijal: bakar, DIN1708

Masa: 0,09 kg

Material : copper, DIN 1708

Mass: 0,09 kg



STEZALJKA ZA NASTAVAK I POPRAVAK KV CONTACT WIRE SPLICE

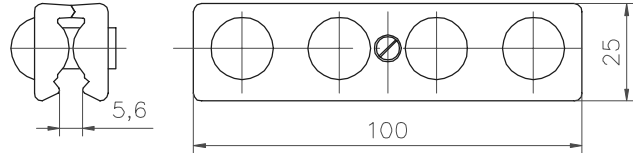
64.801.000

Materijal: aluminijiska bronca, DIN17656/17665

Masa: 0,38 kg

Material : aluminium bronze, DIN 17656/17665

Mass: 0,38 kg



SPOJNICA KONTAKTNOG VODIČA SECTION BOLTED JOINT FOR CONTACT WIRE

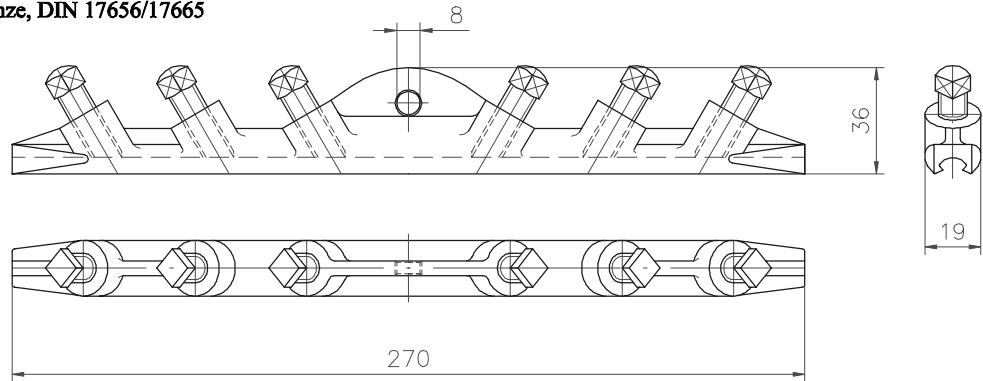
64.502.500

Materijal: aluminijiska bronca, DIN17656/17665

Masa: 0,60 kg

Material : aluminium bronze, DIN 17656/17665

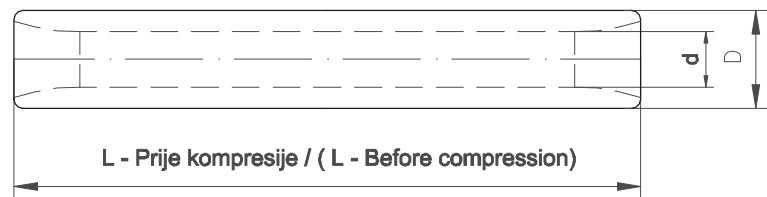
Mass: 0,60 kg



KOMPRESIONA NASTAVNA SPOJNICA COMPRESSION MIDSPAN JOINT

Materijal: bakar, DIN1708

Material : copper, DIN 1708



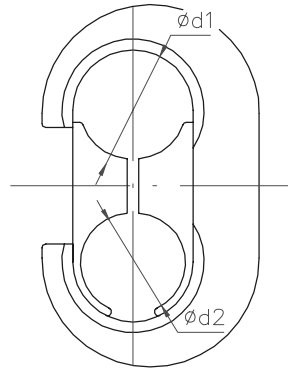
| Kat. br. Cat. No. | Presjek vodiča Conductor crossection [mm ²] | Promjer vodiča Conductor diameter Ø [mm] | Dimenzije Dimensions | | | Masa Mass [kg] |
|----------------------|---|---|-------------------------|-----------|-----|----------------------|
| | | | D | d [mm] | L | |
| 56.212.070 | 25 | 6,3 | 12 | 7,0 | 100 | 0,07 |
| 56.214.080 | 35 | 7,5 | 14 | 8,0 | 140 | 0,12 |
| 56.215.095 | 50 | 9,0 | 15 | 9,5 | 160 | 0,17 |
| 56.218.110 | 70 | 10,5 | 18 | 11,0 | 180 | 0,25 |
| 56.220.125 | 86,5 | 12,0 | 20 | 12,5 | 200 | 0,36 |
| 56.220.130 | 95 | 12,5 | 20 | 13,0 | 200 | 0,31 |
| 56.222.145 | 120 | 14,0 | 22 | 14,5 | 260 | 0,50 |
| 56.226.165 | 150 | 15,7 | 26 | 16,5 | 380 | 0,97 |
| 56.230.185 | 185 | 18,5 | 30 | 18,5 | 420 | 1,60 |

"C" KOMPRESIONA STEZALJKA

"C" COMPRESSION CLAMP

Materijal: bakar, DIN1708

Material : copper, DIN 1708



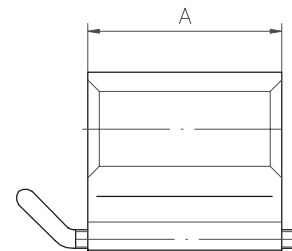
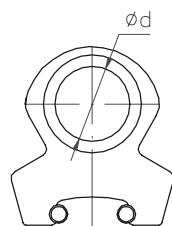
| Kat. br. Cat. No. | Presjek vodiča Conductor crossection | | Promjer vodiča Conductor diameter | | Masa Mass [kg] |
|----------------------|---|-----|--------------------------------------|------|----------------------|
| | Cu [mm ²] | Cu | Ød1 [mm] | Ød2 | |
| 64.804.000 | 70 | 70 | 10,5 | 10,5 | 0,19 |
| 64.804.200 | 70 | 95 | 10,5 | 12,5 | 0,19 |
| 64.801.500 | 70 | 120 | 10,5 | 14,0 | 0,185 |
| 64.800.900 | 70 | 150 | 10,5 | 15,7 | 0,185 |
| 64.804.500 | 95 | 95 | 12,5 | 12,5 | 0,18 |
| 64.801.600 | 95 | 120 | 12,5 | 14,0 | 0,18 |
| 64.800.600 | 95 | 150 | 12,5 | 15,7 | 0,18 |
| 64.805.700 | 120 | 120 | 14,0 | 14,0 | 0,18 |
| 64.805.800 | 120 | 150 | 14,0 | 15,7 | 0,18 |
| 64.800.500 | 150 | 150 | 15,7 | 15,7 | 0,18 |

"E" KOMPRESIONA STEZALJKA

"E" COMPRESSION CLAMP

Materijal: bakar, DIN1708

Material : copper, DIN 1708



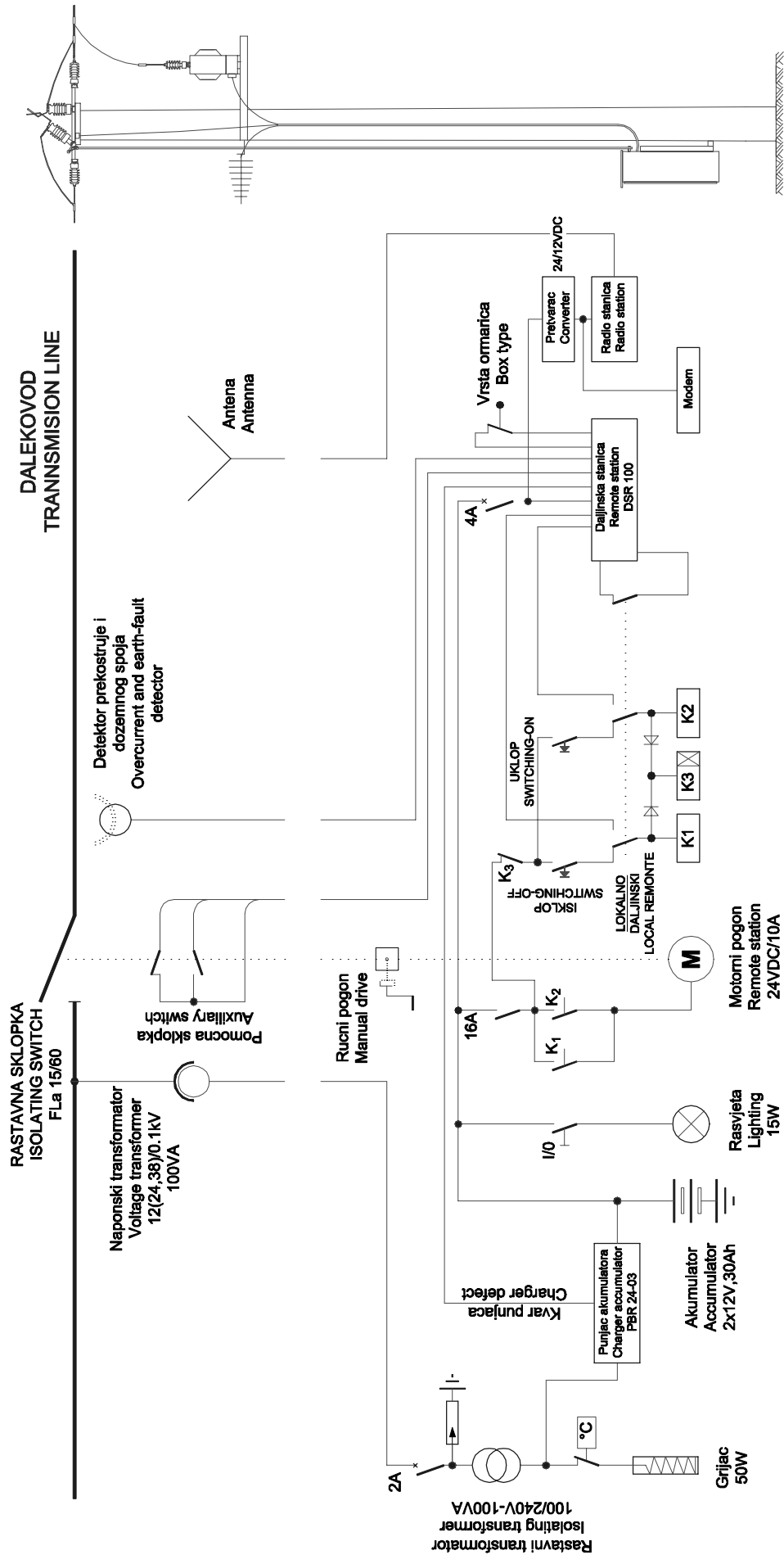
| Kat. br. Cat. No. | Vodič / Conductor Presjek/ Crossection | | Kontaktni vodič Contact wire Cu | Dimenzije Dimensions | | Masa Mass [kg] |
|----------------------|--|----------------------------|---------------------------------------|-------------------------|----|----------------------|
| | Cu [mm ²] | Promjer/ Diameter Cu | | D [mm] | A | |
| 64.801.700 | 50 | 9,0 | Ri100 | 9,6 | 30 | 0,17 |
| 64.806.000 | 70 | 10,5 | Ri100 | 11,5 | 30 | 0,165 |
| 64.801.100 | 95 | 12,5 | Ri100 | 13,5 | 30 | 0,16 |
| 64.806.100 | 120 | 14,0 | Ri100 | 15,0 | 30 | 0,155 |
| 64.800.300 | 150 | 15,7 | Ri100 | 17,0 | 30 | 0,15 |

6

RASTAVLJAČI I ODVODNICI PREDNAPONA

SWITCH - DISCONNECTORS AND SURGE ARRESTERS

HEMA DALJINSKOG UPRAVLJANJA REMOTE CONTROL SCHEMA



Sustav daljinskog upravljanja rastavnim sklopkama i rastavljačima u SN mrežama – KonDUR 2000

Sustav daljinskog upravljanja KonDUR 2000 namjenjen je za daljinsko upravljanje rastavljačima i rastavnim sklopkama u distribucijskim mrežama 12, 24 i 38kV iz dispečerskog centra posredstvom radio veze.

Opis Osnovni elementi upravljačkog sustava prikazani su na blok-shemi, a čine ga: sklopni aparat sa pomoćnim kontaktima, naponski transformator, indikator kvara, te upravljački ormarić u koji su ugrađeni daljinska stanica DSR sa komunikacijskom opremom, punjač sa aku. baterijama i motorni pogon.

Svi elementi upravljačkog sustava predviđeni su za montažu na betonski ili čelično-rešetkasti stup. Kvalitetna izvedba elemenata sustava osigurava trajan i pouzdan rad u svim vremenskim uvjetima.

Tehnički podaci

| | |
|---------------------|--|
| Sklopni aparat | rastavna sklopka tip Fla ili rastavljač tip Flb nazivni napon 12, 24 i 38kV nazivna struja 400, 630A, 2000A |
| Upravljački ormarić | potrošnja cca 50W (u stand-by režimu) temperatura okoline -25°C do +40°C stupanj zaštite IP54 (za vanjsku montažu; grijač+vent. elementi) dimenzije (VxŠ/D): 850x550/250mm |
| Napajanje | 100V (naponski transformator 10(20)/0.1kV-150VA) 24VDC (punjač s baterijama – besprekidno napajanje, autonomija 48h /200 ciklusa) |
| Motorni pogon | istosmjerni, 24VDC / 360Nm |
| Daljinska stanica | tip DSR100 (CPU Intel 87C196) 12 digitalnih ulaza / 2 digitalna izlaza 8 analognih ulaza IEC 60870-5-101 komunikacijski protokol RS232 komunikacijsko sučelje integrirani radio modem |
| Podaci prema centru | Standardno - položaj sklopnog aparata - način upravljanja - položaj vrata ormarića - stanje ulaznog napajanja - stanje baterije - pogonsko stanje punjača - temperatura unutrašnjosti ormarića - kvar iza sklopnog aparata Na zahtjev - vrijednosti faznih struja i napona - automatski isklop u beznaponskoj pauzi |
| Radio | FM područje, izlazna snaga i frekvencija ovise o dozvoli Zavoda za telekomunikacije |

Centar daljinskog upravljanja

Sustav daljinskog upravljanja sklopnim aparatima KonDUR 2000 može se:

- uključiti u postojeći SCADA sustav u dispečerskom centru
- instalirati neovisno od postojećeg SCADA sustava

Nivoi automatizacije:

1. daljinsko upravljanje, lokacija kvara i daljinska izolacija kvara
2. daljinsko upravljanje, lokacija kvara i izolacija kvara djelovanjem lokalne automatike
3. 1+2+automatska restauracija pogona mreže uz pomoć odgovarajućeg algoritma (nije potrebna intervencija operatera u Centru)

Standardi

IEC 60870-5-101, 60265-1, 60439-1

Blok shema sustava daljinskog upravljanja KonDUR 2000 (stranica 214)

REMOTE CONTROL SYSTEM OF ISOLATING SWITCHES AND DISCONNECTORS IN MV NETWORKS – KonDUR 2000

The KonDUR 2000 Remote Control System is anticipated for remote control of isolating switches and disconnectors in 12,24 and 38kV distribution networks from the dispatcher centre by means of radio connection.

Description The basic elements of control system are presented in the mimic diagram, and they are made up of: switching device with auxiliary contacts, voltage transformer, defect indicator, and control box with installed DSR remote station with communication equipment, charger with storage batteries and motor drive.

All control system elements are anticipated for installation on the concrete or steel-lattice tower. Quality of performance of system elements ensures permanent and safe operation in all weather conditions.

Technical data

| | | | | | |
|----------------------|--|-----------------|--|-----------------|--|
| Switching device | Isolating switch of Fla type or disconnector of Flb type Nominal voltage 12,24 or 38 kV Nominal current 400,630A, 2000A | | | | |
| Control box | Consumption cca 50W (in stand-by regime) Environment temperature – 25°C to +40°C Protection level IP54 (for outdoor installation; heater + valve elements) Dimensions (HxW/L): 850x550/250mm | | | | |
| Feeding | 100 V (voltage transformer 10(209/0.1 kV-150VA) 24VDC (charger with batteries-continuous feeding, autonomy 48h/200 cycles) | | | | |
| Motor drive | Direct , 24 VDC/360 Nm | | | | |
| Remote station | Type DSR 100(CPU Intel 87C196) 12 digital inputs/ 2 digital outputs 8 analog inputs IEC 60870-5-101 communication protocol RS232 communication interface Integrated radio modem | | | | |
| Centre-directed data | <table><tr><td>Standard</td><td>- Position of switching device - Control method (local/remote) - Position of box door - Input feeding status - Charger driving status - Temperature of the box interior - Defect behind the switching device</td></tr><tr><td>Optional</td><td>- Phase currents and voltage values - Automatic switching-off in the potential-free pause</td></tr></table> | Standard | - Position of switching device - Control method (local/remote) - Position of box door - Input feeding status - Charger driving status - Temperature of the box interior - Defect behind the switching device | Optional | - Phase currents and voltage values - Automatic switching-off in the potential-free pause |
| Standard | - Position of switching device - Control method (local/remote) - Position of box door - Input feeding status - Charger driving status - Temperature of the box interior - Defect behind the switching device | | | | |
| Optional | - Phase currents and voltage values - Automatic switching-off in the potential-free pause | | | | |
| Radio | FM area, output power and frequency depend on the permission of the Telecommunication Institute | | | | |

Remote control centre

It is possible to execute the following with the Remote Control System of KonDUR 2000

Switching Devices:

- to integrate into the existing SCADA system in the dispatcher centre
- to install independently of the existing SCADA system

The automation levels:

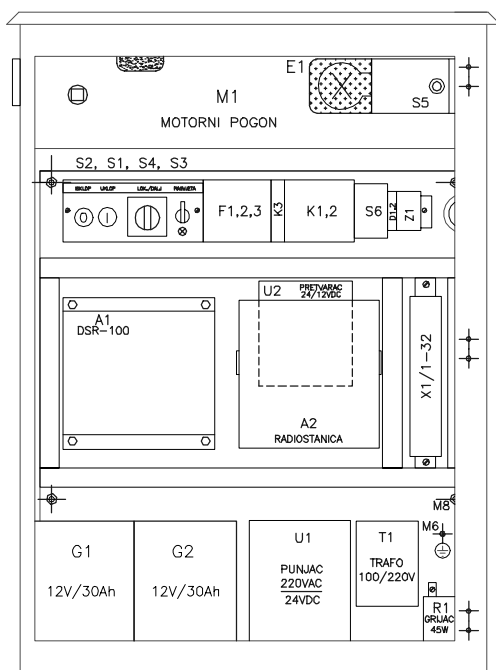
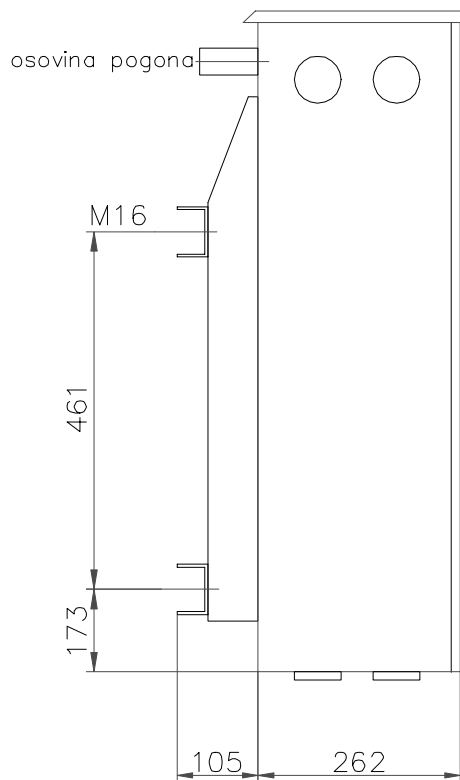
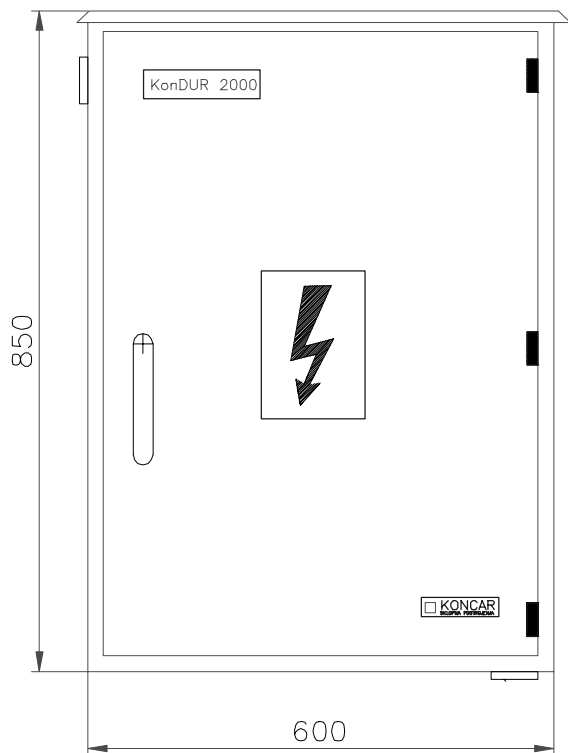
1. Remote control, defect locating and remote defect isolation
2. Remote control, defect locating and remote defect isolation by local automatic intervention
3. 1+2+ automatic network drive restoration by means of the appropriate algorithm (Operator intervention in the Centre is not necessary)

Standards

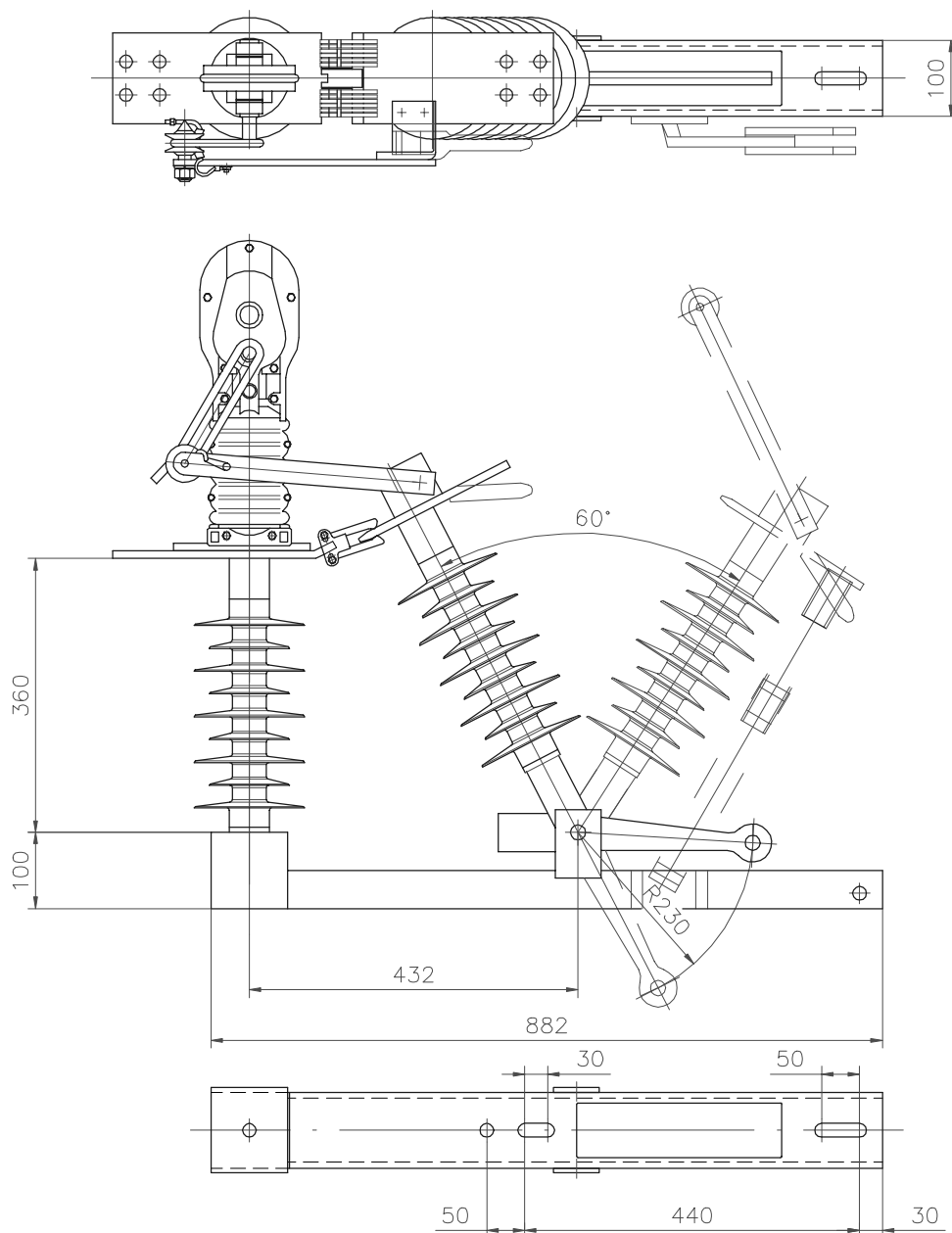
IEC 60870-5-101, 60265-1, 60439-1

Mimic diagram of remote control system of KonDUR 2000 (page 214)

ORMARIĆ DALJINSKOG UPRAVLJANJA REMOTE CONTROL BOX



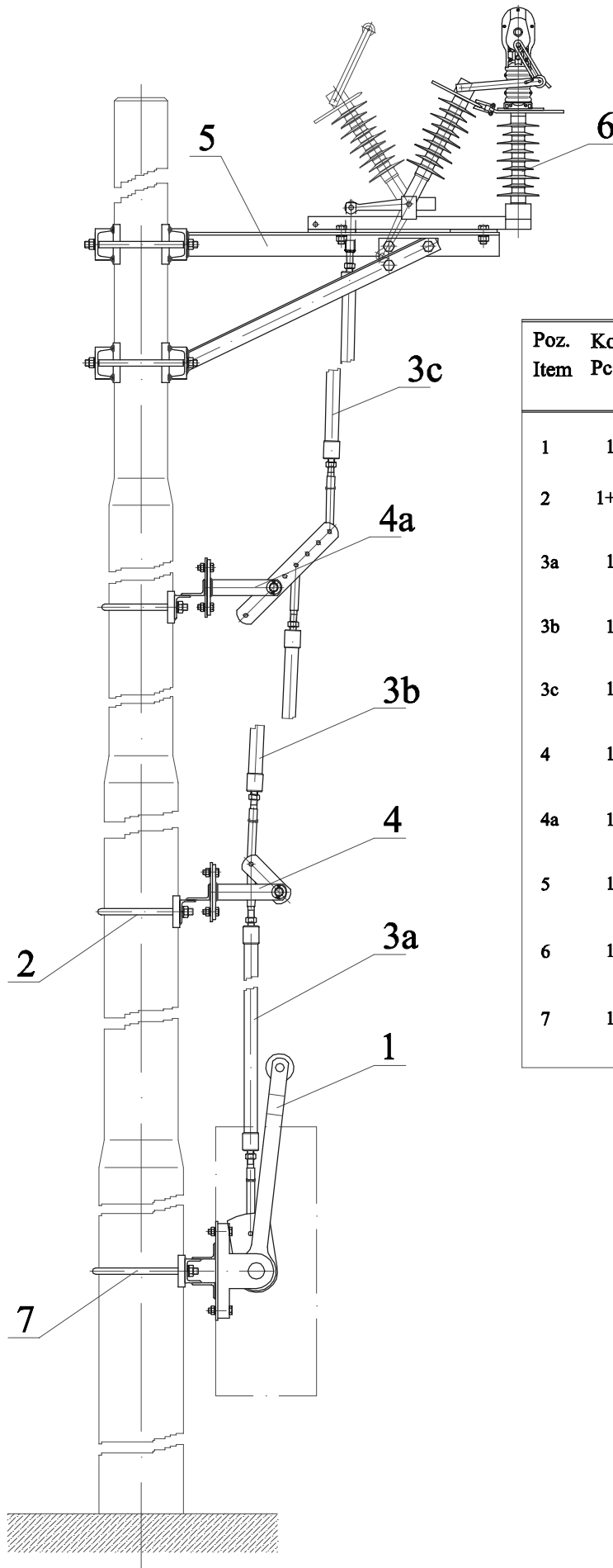
RASTAVLJAC SNAGE 25kV, 50 Hz, 2000 A
SURGE ARRESTER 25 kV, 50 Hz, 2000 A



- Jednopolni ucinski rastavlja~ za ugradnju na otvorenom s kompozitnim izolatorima
- Najkraca puzna staza 765 mm
- Pogonski napon 25 kV, 50 Hz
- Nazivna struja i nazivna struja isklapanja 2000 A
 (za zeljeznicka postrojenja s vakuumskom komorom za gasenje luka i pojacanom preklopnom mehanikom a produljenje zivotne dobi od najmanje 5000 ukapcanja)
- Sigurni zracni razmak 400 mm
- Kompozitni izolatori s duljinom strujne staze 765 mm

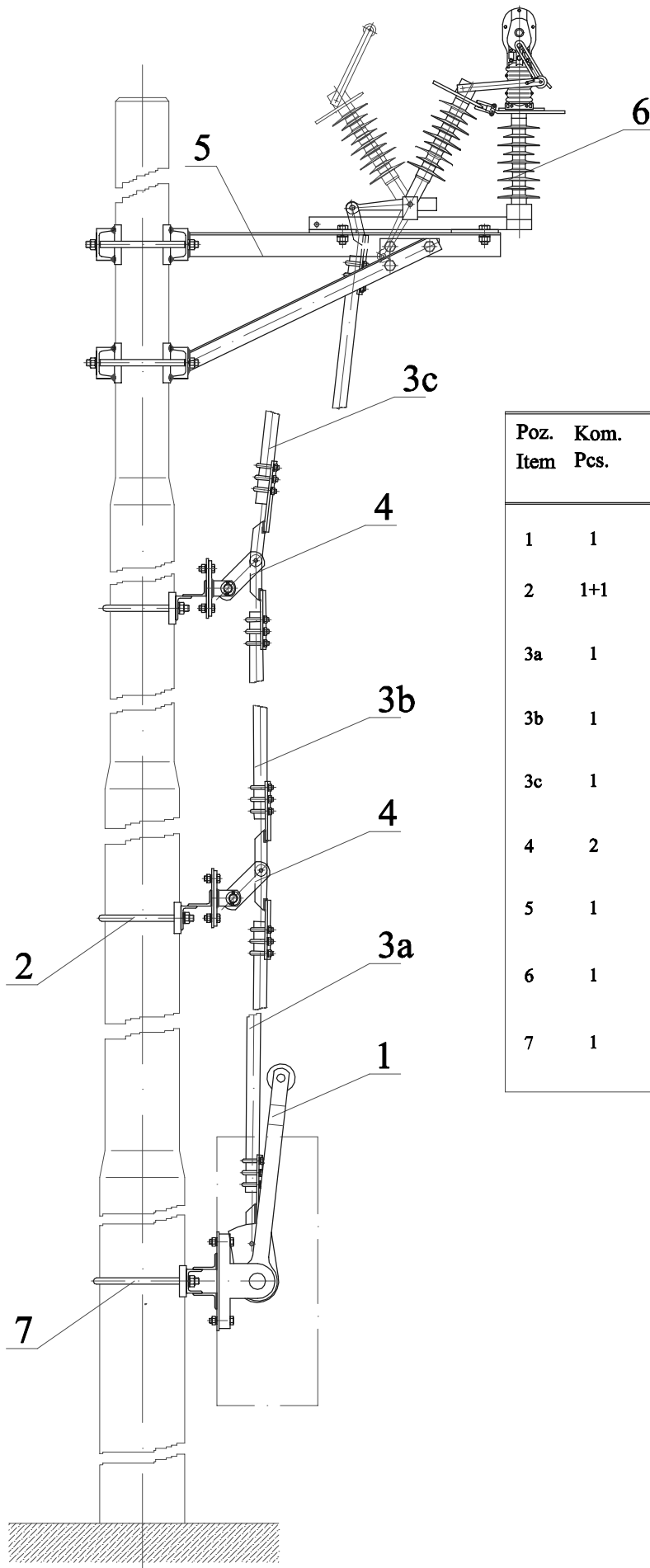
- Single pole surge arrester for outdoor installation with composite insulators
- The shortest creepage distance 765 mm
- Operational voltage 25 kV, 50 Hz
- Nominal current and nominal disconnecting current 2000 A
 (for railway facilities with vacuum chamber for arc quenching and amplified switching in unit and life time extension of minimum 5000 switching-in)
- Clearance 400 mm
- Composite insulators with creepage distance length 765 mm

POGONSKO POLUŽJE ZA RUČNI POGON HAND DRIVE DEVICES FOR SURGE ARRESTER



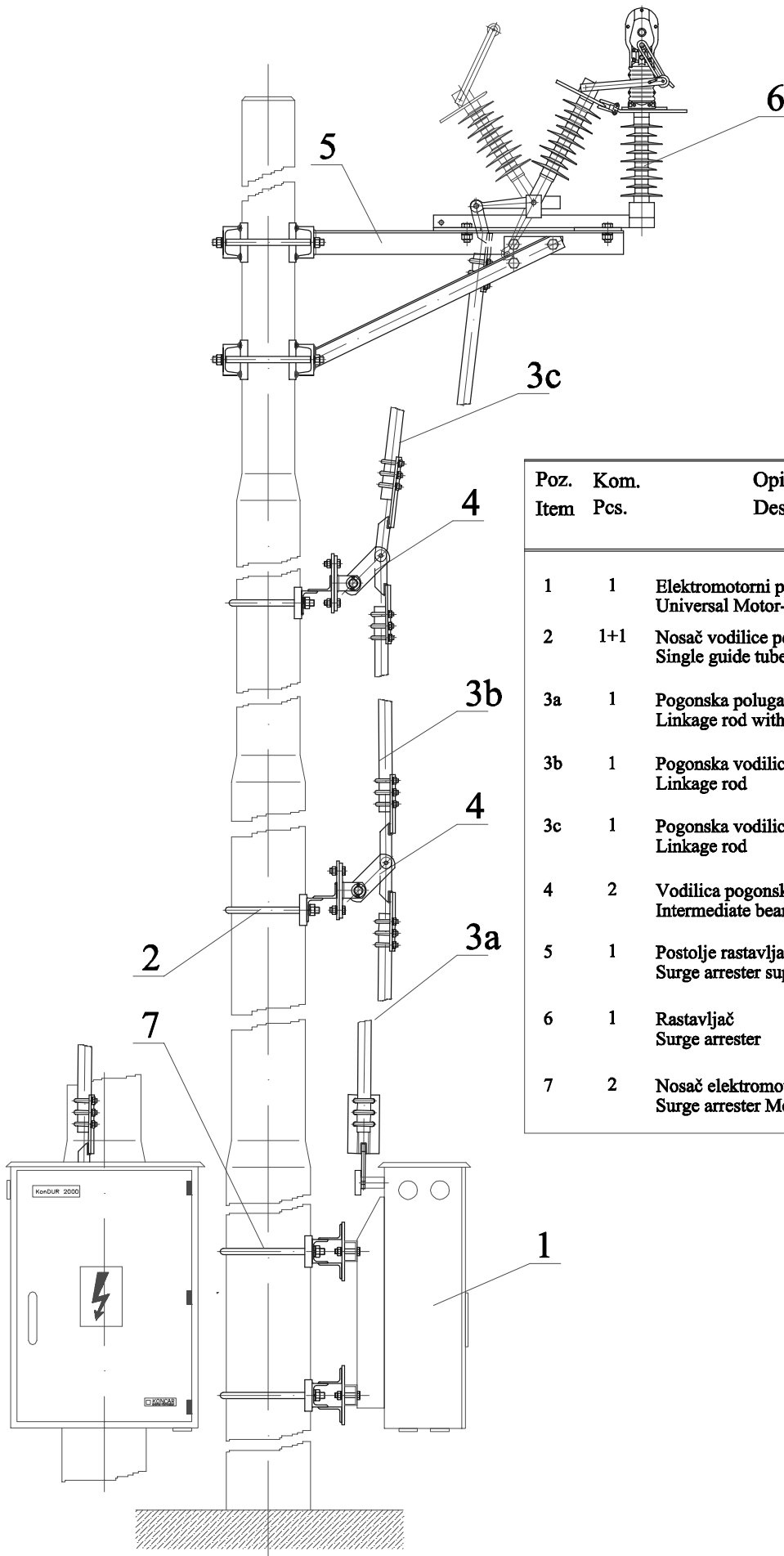
| Poz. Item | Kom. Pcs. | Opis Description |
|-----------|-----------|---|
| 1 | 1 | Ručni pogon Outdoor Hand-Operated Actuator |
| 2 | 1+1 | Nosač vodilice pogonskog polužja Single guide tube support |
| 3a | 1 | Pogonska poluga za vezu vodilice i ručnog pogona Linkage rod with bearing bush |
| 3b | 1 | Pogonska vodilica za vezu dviju vodilica Linkage rod |
| 3c | 1 | Pogonska vodilica za vezu rastavljača sa vodilicom Linkage rod |
| 4 | 1 | Vodilica pogonskog polužja Intermediate bearing with link bush |
| 4a | 1 | Vodilica pogonskog polužja Intermediate bearing with link bush |
| 5 | 1 | Postolje rastavljača Surge arrester support |
| 6 | 1 | Rastavljač Surge arrester |
| 7 | 1 | Nosač ručnog pogona rastavljača Surge arrester hand drive gear support |

POGONSKO POLUŽJE ZA RUČNI POGON
HAND DRIVE DEVICES FOR SURGE ARRESTER



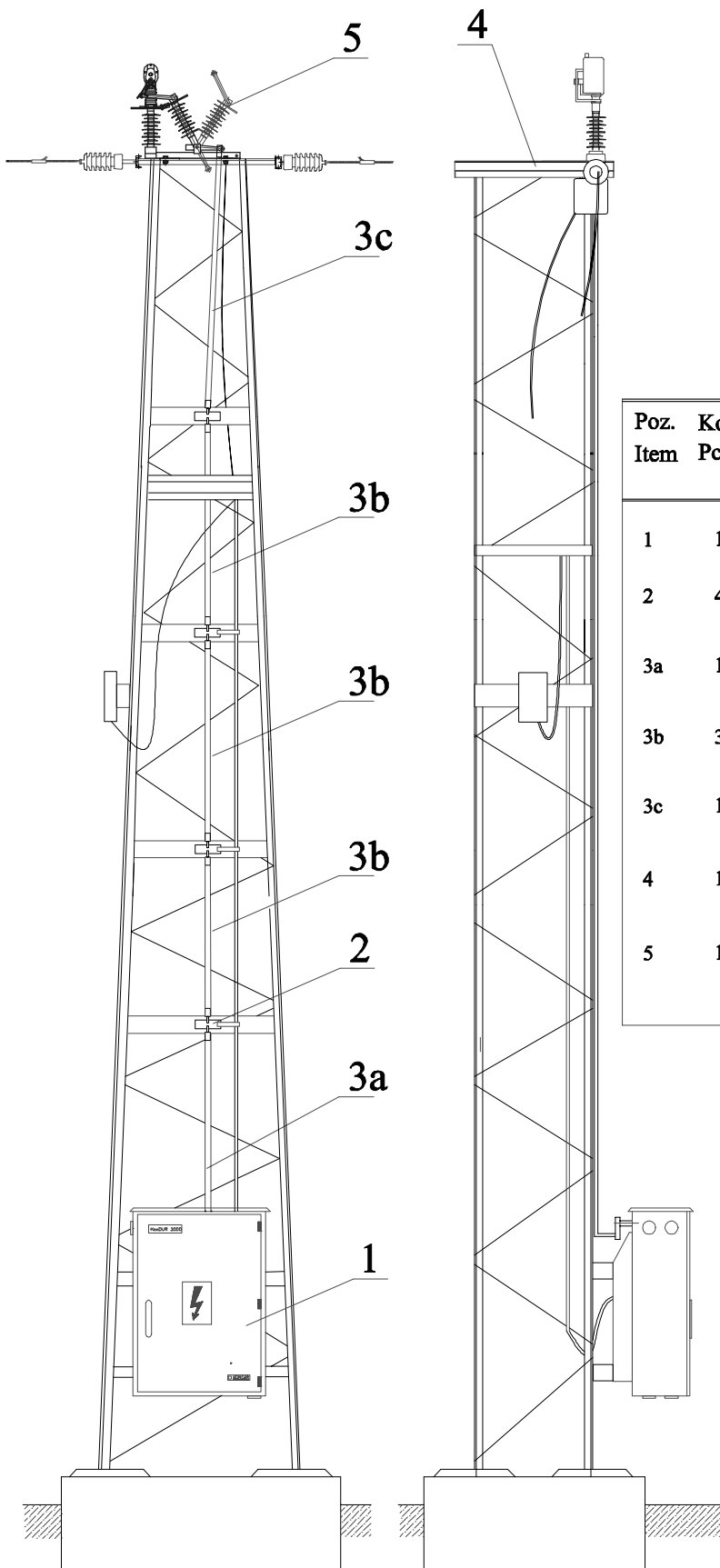
| Poz. Item | Kom. Pcs. | Opis Description |
|-----------|-----------|---|
| 1 | 1 | Ručni pogon Outdoor Hand-Operated Actuator |
| 2 | 1+1 | Nosač vodilice pogonskog polužja Single guide tube support |
| 3a | 1 | Pogonska poluga za vezu vodilice i ručnog pogona Linkage rod |
| 3b | 1 | Pogonska vodilica za vezu dviju vodilica Linkage rod |
| 3c | 1 | Pogonska vodilica za vezu rastavljača sa vodilicom Linkage rod |
| 4 | 2 | Vodilica pogonskog polužja Intermediate bearing with link bush |
| 5 | 1 | Postolje rastavljača Surge arrester support |
| 6 | 1 | Rastavljač Surge arrester |
| 7 | 1 | Nosač ručnog pogona rastavljača Surge arrester hand drive gear support |

POGONSKO POLUŽJE ZA SUSTAV DALJINSKOG UPRAVLJANJA NA CIJEVNOM STUPU
MOTOR DRIVE DEVICES FOR SURGE ARRESTER ON TUBULAR POLE



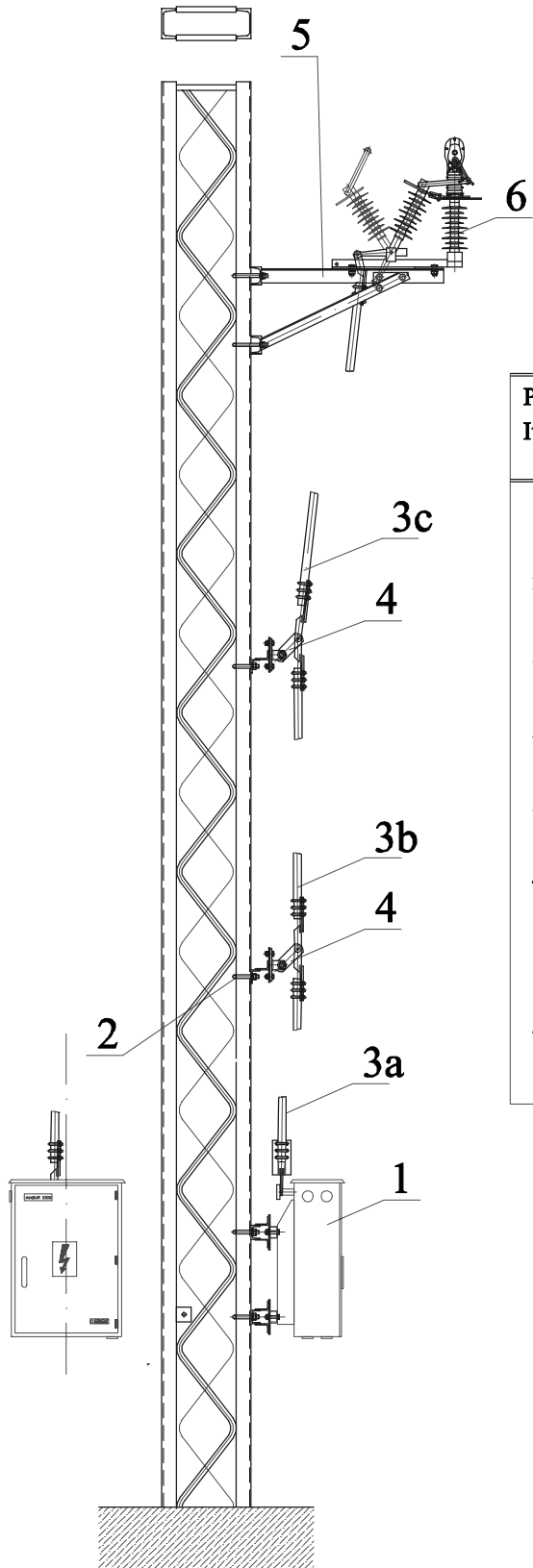
| Poz. Item | Kom. Pcs. | Opis Description |
|-----------|-----------|--|
| 1 | 1 | Elektromotorni pogon KonDUR 2000 Universal Motor-Drive KonDUR 2000 |
| 2 | 1+1 | Nosač vodilice pogonskog polužja Single guide tube support |
| 3a | 1 | Pogonska poluga za vezu vodilice i elektromotornog pogona Linkage rod with bearing bush |
| 3b | 1 | Pogonska vodilica za vezu dviju vodilica Linkage rod |
| 3c | 1 | Pogonska vodilica za vezu rastavljača sa vodilicom Linkage rod |
| 4 | 2 | Vodilica pogonskog polužja Intermediate bearing with link bush |
| 5 | 1 | Postolje rastavljača Surge arrester support |
| 6 | 1 | Rastavljač Surge arrester |
| 7 | 2 | Nosač elektromotornog pogona rastavljača Surge arrester Motor-Drive gear support |

POGONSKO POLUŽJE ZA SUSTAV DALJINSKOG UPRAVLJANJA NA KRUTOM PORTALU
MOTOR DRIVE DEVICES FOR SURGE ARRESTER FOR RIGID PORTALS



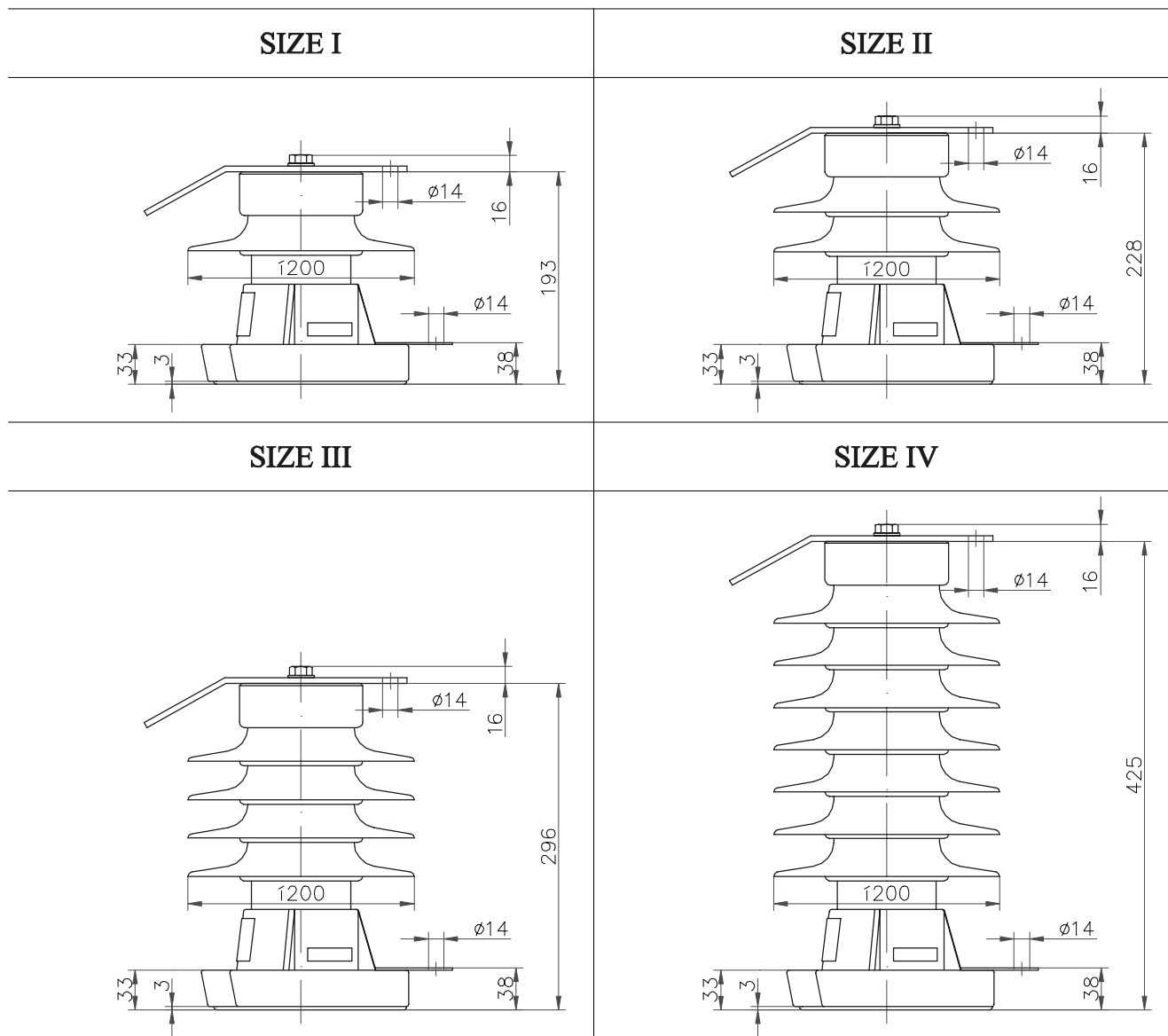
| Poz. Item | Kom. Pcs. | Opis Description |
|-----------|-----------|--|
| 1 | 1 | Elektromotorni pogon KonDUR 2000 Universal Motor-Drive KonDUR 2000 |
| 2 | 4 | Vodilica pogonskog polužja Intermediate bearing with link bush |
| 3a | 1 | Pogonska poluga za vezu vodilice i elektromotornog pogona Linkage rod with bearing bush |
| 3b | 3 | Pogonska vodilica za vezu dviju vodilica Linkage rod |
| 3c | 1 | Pogonska vodilica za vezu rastavljača sa vodilicom Linkage rod |
| 4 | 1 | Postolje rastavljača Surge arrester support |
| 5 | 1 | Rastavljač Surge arrester |

POGONSKO POLUŽJE ZA SUSTAV DALJINSKOG UPRAVLJANJA NA STUPU OD 2U PROFILA
MOTOR DRIVE DEVICES FOR SURGE ARRESTER ON LATICE POLE OF 2 U PROFILES



| Poz. Item | Kom. Pcs. | Opis Description |
|-----------|-----------|--|
| 1 | 1 | Elektromotorni pogon KonDUR 2000 Universal Motor-Drive KonDUR 2000 |
| 2 | 2 | Nosač vodilice pogonskog polužja Single guide tube support |
| 3a | 1 | Pogonska poluga za vezu vodilice i elektromotornog pogona Linkage rod with bearing bush |
| 3b | 1 | Pogonska vodilica za vezu dviju vodilica Linkage rod |
| 3c | 1 | Pogonska vodilica za vezu rastavljača sa vodilicom Linkage rod |
| 4 | 2 | Vodilica pogonskog polužja Intermediate bearing with link bush |
| 5 | 1 | Postolje rastavljača Surge arrester support |
| 6 | 1 | Rastavljač Surge arrester |

ODVODNICI PRENAPONA LIGHTENING ARRESTER

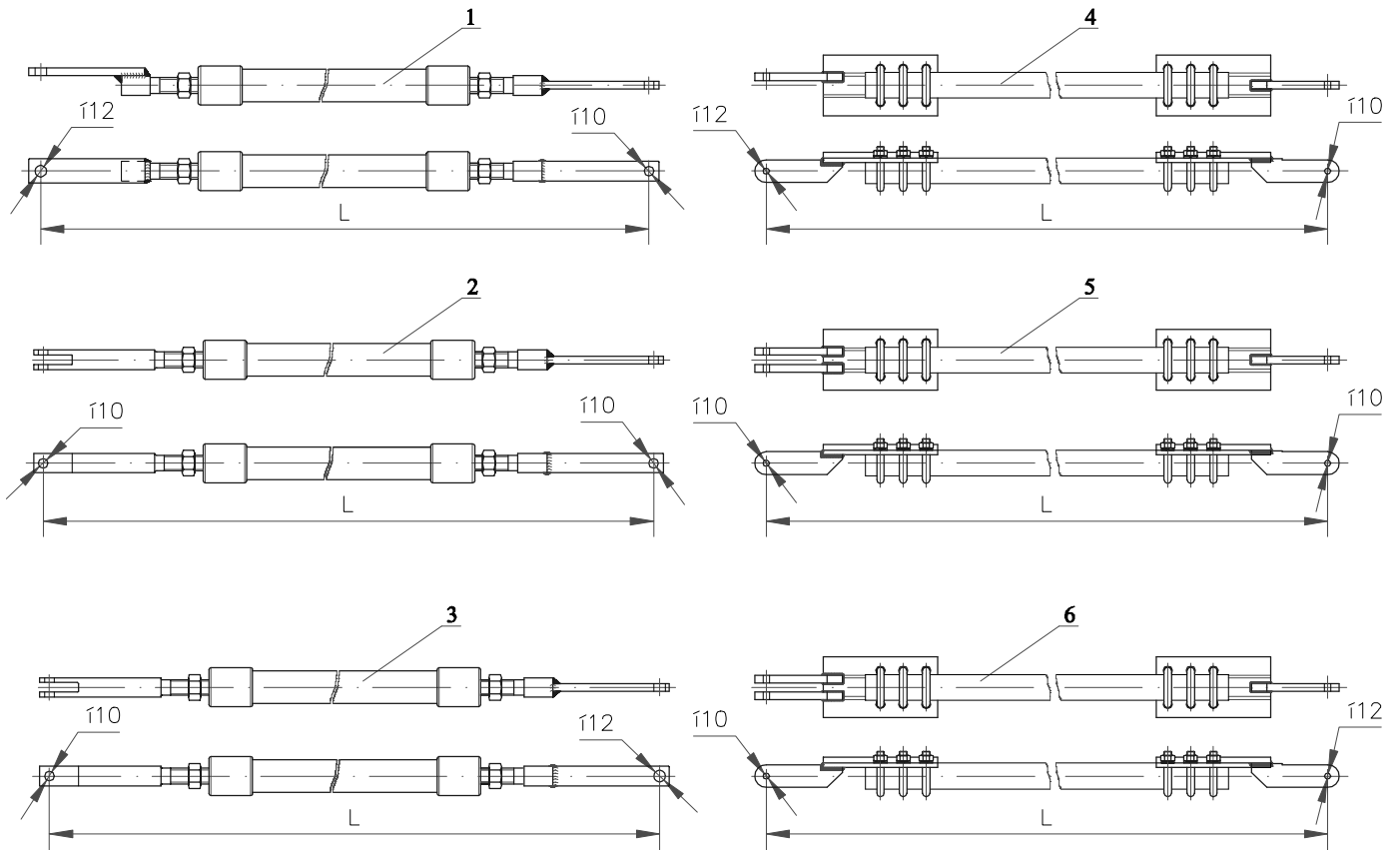


SIEMENS

| Tip | Ugradbena mjera | Klizna staza | Broj rebara | Maksimalno podnosiva struja pražnjenja | Najveće opterećenje | |
|--------------|-----------------|-------------------|-------------|--|---------------------|-----------|
| Housing size | Thread measure | Creepage distance | Shed form | Pressure relief capability | statico | dinamicko |
| | [mm] | [mm] | | [kA] | [kN] | [kN] |
| I | 100 | 125 | 1 | 40 | 12 | 30 |
| II | 130 | 230 | 2 | 40 | 5.5 | 14 |
| III | 195 | 460 | 4 | 40 | 4 | 10 |
| IV | 297 | 800 | 7 | 40 | 2.8 | 7 |

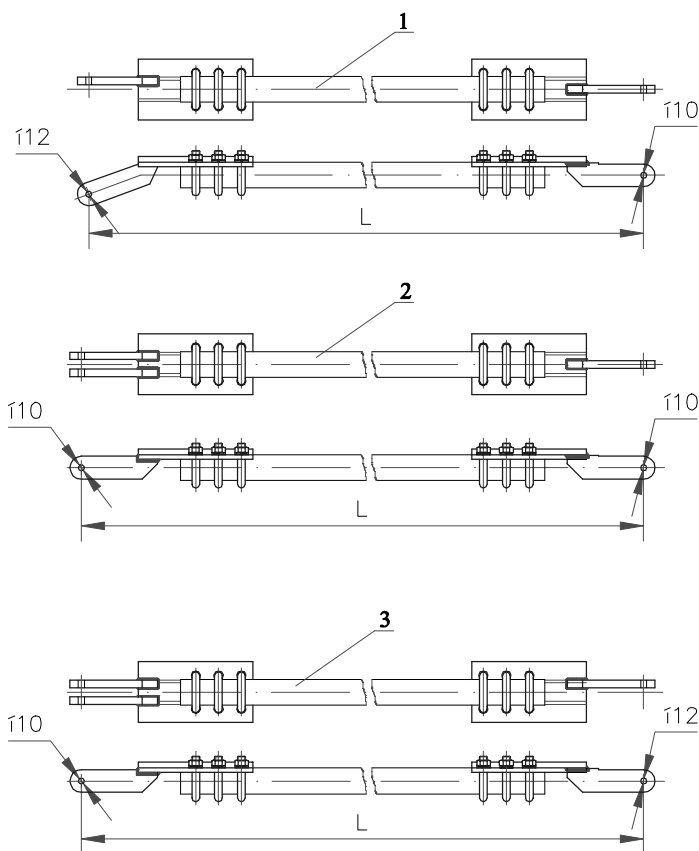
AC sustav do 25 kV i DC sustav do 3 kV/AC systems up to 25kV and DC systems up to 3 kV

POGONSKO POLUŽJE ZA RUČNI POGON RASTAVLJAČA HAND DRIVE SURGE ARRESTER DEVICES



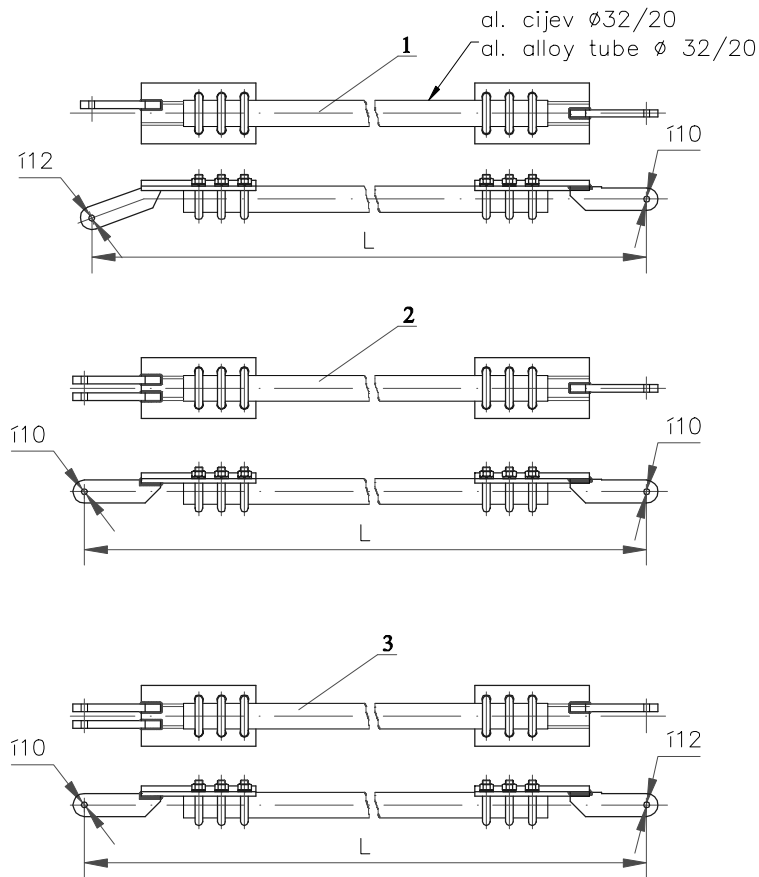
| Poz. Item | Opis Description | L (mm) | Kat. broj Cat. no. |
|--------------|---|-----------|-----------------------|
| 1 | Pogonska poluga za vezu vodilice i rastavljača Linkage rod | 2000 | 64.ER.64.103C |
| | | 2450 | 64.ER.64.103B |
| | | 2800 | 64.ER.64.103A |
| 2 | Pogonska poluga za vezu dviju vodilica Linkage rod | 2000 | 64.ER.64.102C |
| | | 2450 | 64.ER.64.102B |
| | | 2800 | 64.ER.64.102A |
| 3 | Pogonska poluga za vezu vodilice i ručnog pogona Linkage rod | 2000 | 64.ER.64.101C |
| | | 2450 | 64.ER.64.101B |
| | | 2800 | 64.ER.64.101A |
| 4 | Pogonska poluga za vezu vodilice i rastavljača Linkage rod | 2000 | 64.ER.74.103C |
| | | 2450 | 64.ER.74.103B |
| | | 2800 | 64.ER.74.103A |
| 5 | Pogonska poluga za vezu dviju vodilica Linkage rod | 2000 | 64.ER.74.102C |
| | | 2450 | 64.ER.74.102B |
| | | 2800 | 64.ER.74.102A |
| 6 | Pogonska poluga za vezu vodilice i ručnog pogona Linkage rod | 2000 | 64.ER.74.101C |
| | | 2450 | 64.ER.74.101B |
| | | 2800 | 64.ER.74.101A |

POGONSKO POLUŽJE ZA ELEKTROMOTORNI POGON RASTAVLJAČA MOTOR DRIVE SURGE ARRESTER DEVICES



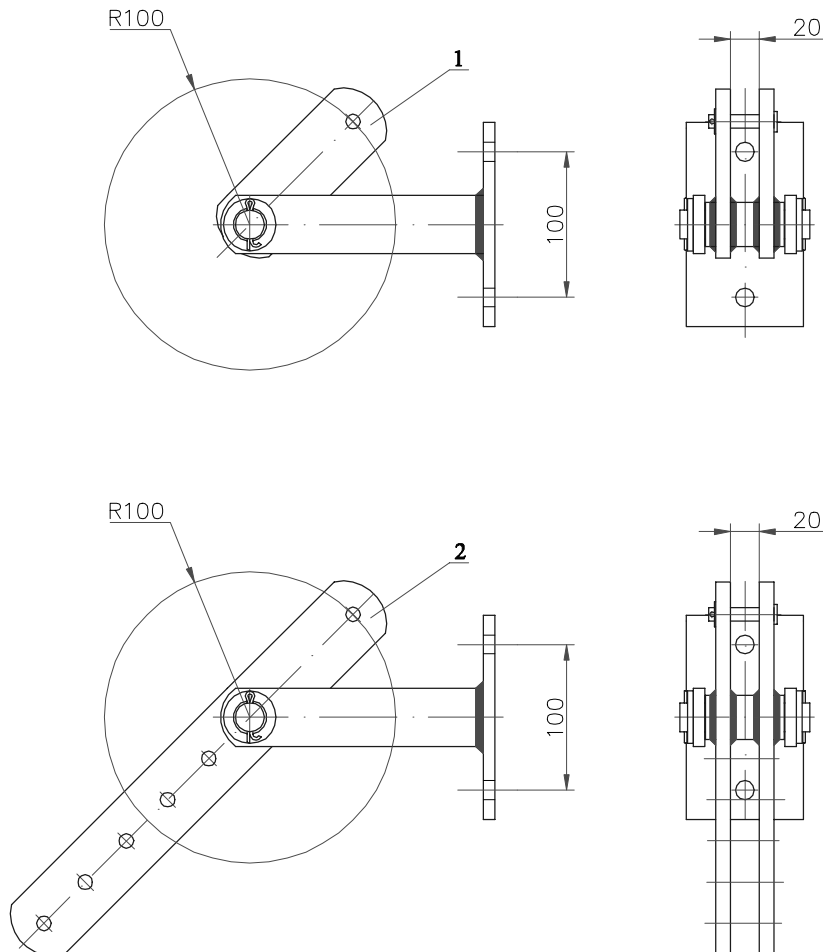
| Poz. Item | Opis Description | L (mm) | Kat. broj Cat. no. |
|--------------|---|-----------|-----------------------|
| 1 | Pogonska poluga za vezu vodilice i rastavljača Linkage rod | 2000 | 64.ER.75.103C |
| | | 2450 | 64.ER.75.103B |
| | | 2800 | 64.ER.75.103A |
| 2 | Pogonska poluga za vezu dviju vodilica Linkage rod | 2000 | 64.ER.74.102C |
| | | 2450 | 64.ER.74.102B |
| | | 2800 | 64.ER.74.102A |
| 3 | Pogonska poluga za vezu vodilice i ručnog pogona Linkage rod | 2000 | 64.ER.75.101C |
| | | 2450 | 64.ER.75.101B |
| | | 2800 | 64.ER.75.101A |

POGONSKO POLUŽJE ZA ELEKTROMOTORNI POGON RASTAVLJAČA
MOTOR DRIVE SURGE ARRESTER DEVICES



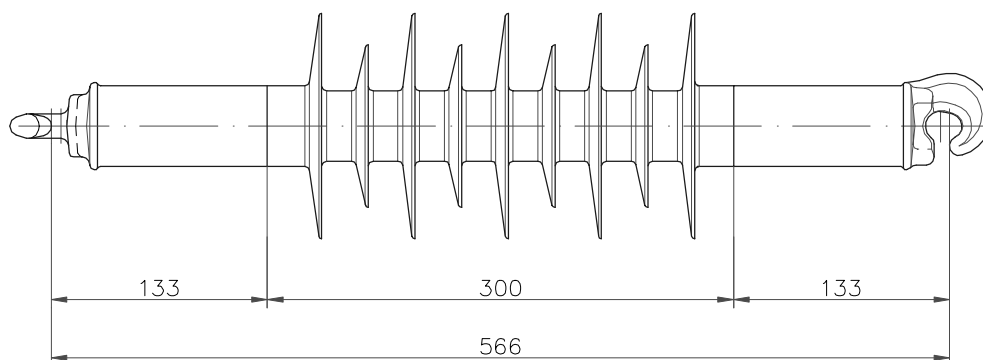
| Poz. Item | Opis Description | L (mm) | Kat. broj Cat. no. |
|-----------|---|--------|--------------------|
| 1 | Pogonska poluga za vezu vodilice i rastavljača Linkage rod | 2000 | 64.ER.85.103C |
| | | 2450 | 64.ER.85.103B |
| | | 2800 | 64.ER.85.103A |
| 2 | Pogonska poluga za vezu dviju vodilica Linkage rod | 2000 | 64.ER.85.102C |
| | | 2450 | 64.ER.85.102B |
| | | 2800 | 64.ER.85.102A |
| 3 | Pogonska poluga za vezu vodilice i ručnog pogona Linkage rod | 2000 | 64.ER.85.101C |
| | | 2450 | 64.ER.85.101B |
| | | 2800 | 64.ER.85.101A |

VODILICE POGONSKOG POLUŽJA ZA POGON RASTAVLJAČA LAVERAGE JOINT



| Poz. Item | Opis Description | Kat. broj Cat. no. |
|--------------|--|-----------------------|
| 1 | Vodilica pogonskog poluzja Laverage joint | 64.ER.55.100 |
| 2 | Vodilica pogonskog poluzja-specijal za rucni pogon Laverage joint | 64.ER.55.100A |

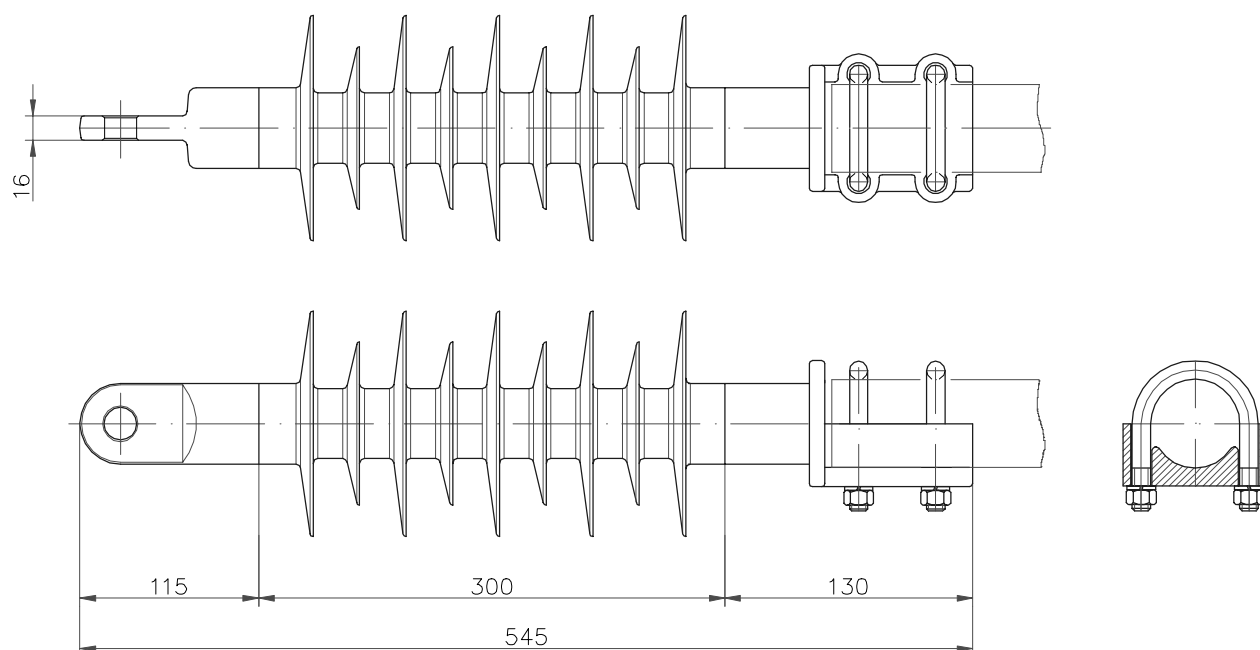
IZOLATOR ZATEGE
TENSION INSULATOR



TEHNIČKI PODACI (TECHNICAL DATA)

| | |
|---|---------|
| Najviši napon mreže (Rated voltage)..... | 25 kV |
| Podnosivi napon kroz 1 min., (Rated withstand voltage 1 min., 50 Hz) | |
| -suho (dry)..... | 150 kV |
| -na kiši (wet)..... | 100 kV |
| Udarni atmosferski podnosivi napon, 1.2/50 (Lighting impuls withstand voltage 1.2/50) | |
| -(+) polaritet..... | 270 kV |
| -(-) polaritet..... | 300 kV |
| Minimalna klizna staza (Minimum creepage distance)..... | 950 mm |
| Specificirana mehanička sila (Specified mechanical load) | |
| -vlak (tension)..... | 30 kN |
| -moment savijanja (bending)..... | 1.0 kNm |
| Broj rebara (Number of sheds)..... | 5/4 |
| Masa (mass)..... | 3.6 kg |

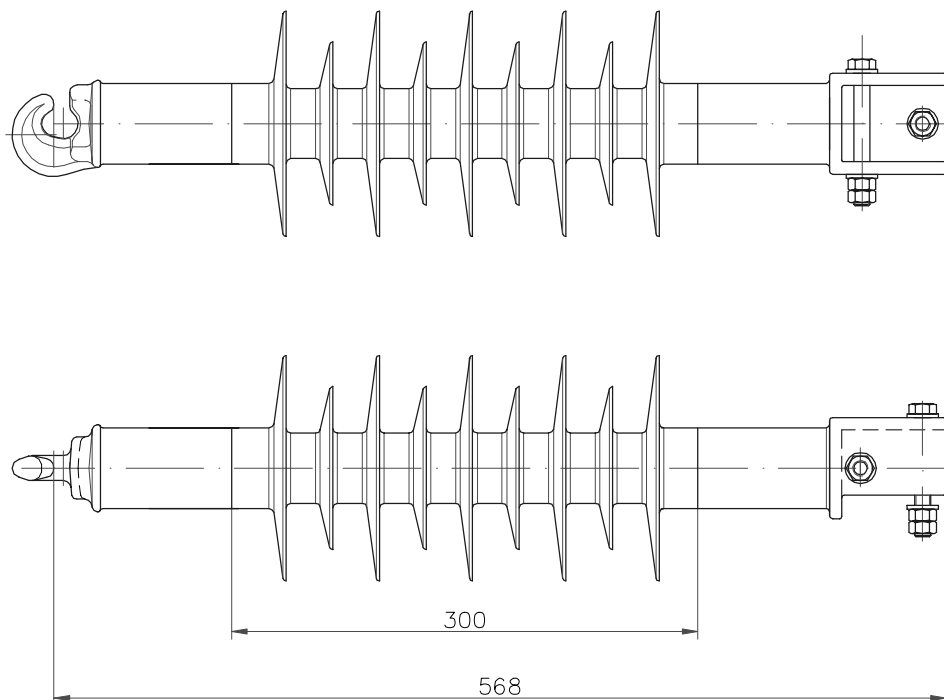
IZOLATOR POTPORE POST INSULATOR



TEHNIČKI PODACI (TECHNICAL DATA)

| | |
|---|---------|
| Najviši napon mreže (Rated voltage)..... | 25 kV |
| Podnosivi napon kroz 1 min., (Rated withstand voltage 1 min., 50 Hz) | |
| -suho (dry)..... | 150 kV |
| -na kiši (wet)..... | 100 kV |
| Udarni atmosferski podnosivi napon, 1.2/50 (Lighting impuls withstand voltage 1.2/50) | |
| -(+) polaritet..... | 270 kV |
| -(-) polaritet..... | 300 kV |
| Minimalna klizna staza (Minimum creepage distance)..... | 950 mm |
| Specificirana mehanička sila (Specified mechanical load) | |
| -vlak (tension)..... | 30 kN |
| -moment savijanja (bending)..... | 4.0 kNm |
| Broj rebara (Number of sheds)..... | 5/4 |
| Masa (mass)..... | 3.6 kg |

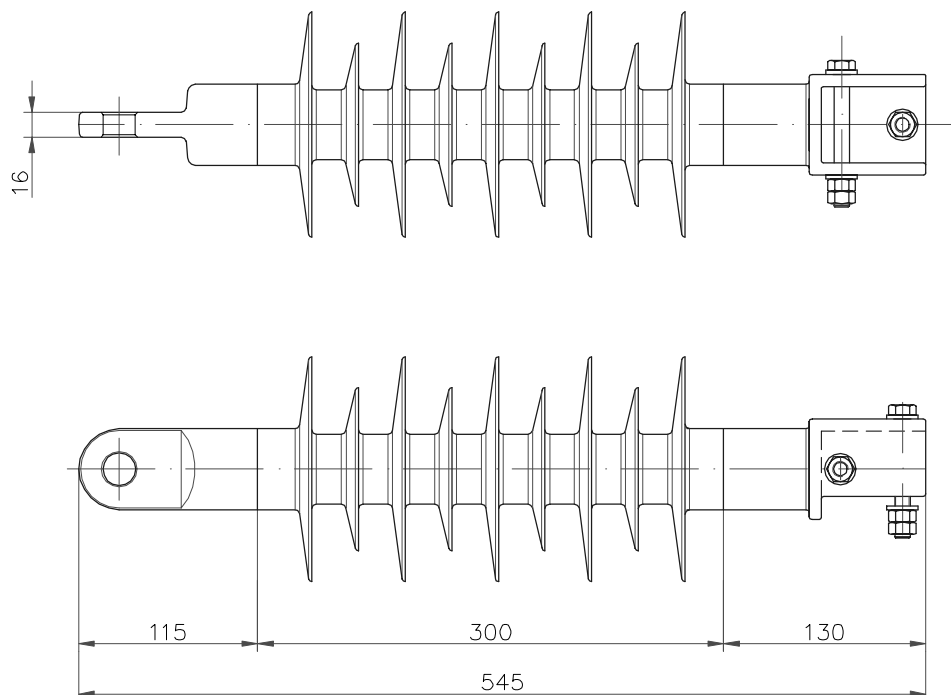
IZOLATOR POTPORE
POST INSULATOR



TEHNIČKI PODACI (TECHNICAL DATA)

| | |
|---|---------|
| Najviši napon mreže (Rated voltage)..... | 25 kV |
| Podnosivi napon kroz 1 min., (Rated withstand voltage 1 min., 50 Hz) | |
| -suho (dry)..... | 150 kV |
| -na kiši (wet)..... | 100 kV |
| Udarni atmosferski podnosivi napon, 1.2/50 (Lighting impuls withstand voltage 1.2/50) | |
| -(+) polaritet..... | 270 kV |
| -(-) polaritet..... | 300 kV |
| Minimalna klizna staza (Minimum creepage distance)..... | 950 mm |
| Specificirana mehanička sila (Specified mechanical load) | |
| -vlak (tension)..... | 30 kN |
| -moment savijanja (bending)..... | 1.0 kNm |
| Broj rebara (Number of sheds)..... | 5/4 |
| Masa (mass)..... | 3.6 kg |

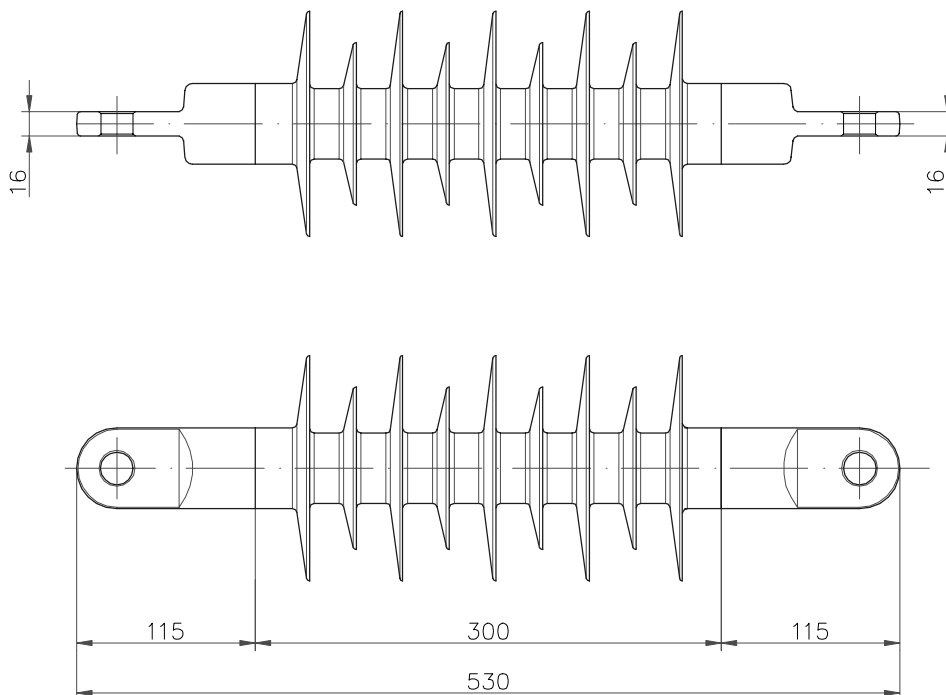
IZOLATOR KOSNIKA
CANTTILEVER INSULATOR



TEHNIČKI PODACI (TECHNICAL DATA)

| | |
|---|---------|
| Najviši napon mreže (Rated voltage)..... | 25 kV |
| Podnosivi napon kroz 1 min., (Rated withstand voltage 1 min., 50 Hz) | |
| -suho (dry)..... | 150 kV |
| -na kiši (wet)..... | 100 kV |
| Udarni atmosferski podnosivi napon, 1.2/50 (Lighting impuls withstand voltage 1.2/50) | |
| -(+) polaritet..... | 270 kV |
| -(-) polaritet..... | 300 kV |
| Minimalna klizna staza (Minimum creepage distance)..... | 950 mm |
| Specificirana mehanička sila (Specified mechanical load) | |
| -vlak (tension)..... | 30 kN |
| -moment savijanja (bending)..... | 4.0 kNm |
| Broj rebara (Number of sheds)..... | 5/4 |
| Masa (mass)..... | 3.6 kg |

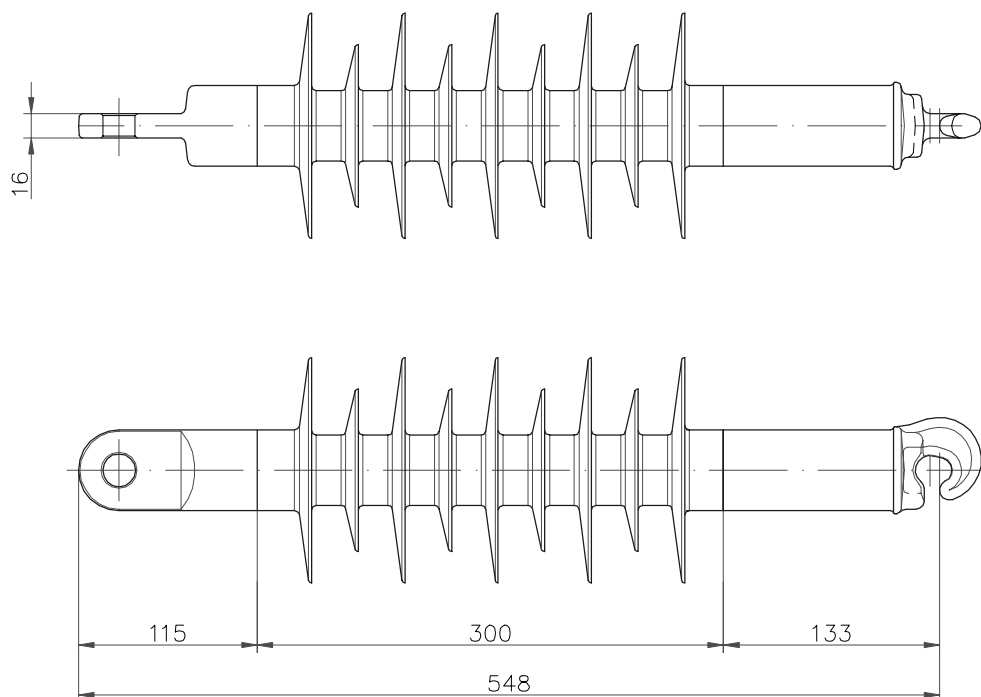
IZOLATOR ZATEGE
TENSION INSULATOR



TEHNIČKI PODACI (TECHNICAL DATA)

| | |
|---|---------|
| Najviši napon mreže (Rated voltage)..... | 25 kV |
| Podnosivi napon kroz 1 min., (Rated withstand voltage 1 min., 50 Hz) | |
| -suho (dry)..... | 150 kV |
| -na kiši (wet)..... | 100 kV |
| Udarni atmosferski podnosivi napon, 1.2/50 (Lighting impuls withstand voltage 1.2/50) | |
| -(+) polaritet..... | 270 kV |
| -(-) polaritet..... | 300 kV |
| Minimalna klizna staza (Minimum creepage distance)..... | 950 mm |
| Specificirana mehanička sila (Specified mechanical load) | |
| -vlak (tension)..... | 30 kN |
| -moment savijanja (bending)..... | 1.0 kNm |
| Broj rebara (Number of sheds)..... | 5/4 |
| Masa (mass)..... | 3.6 kg |

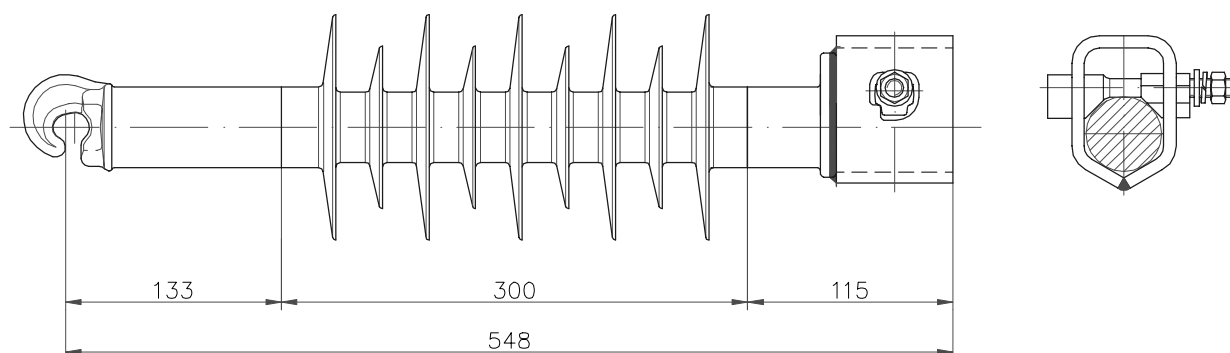
IZOLATOR ZATEGE
TENSION INSULATOR



TEHNIČKI PODACI (TECHNICAL DATA)

| | |
|---|---------|
| Najviši napon mreže (Rated voltage)..... | 25 kV |
| Podnosivi napon kroz 1 min., (Rated withstand voltage 1 min., 50 Hz) | |
| -suho (dry)..... | 150 kV |
| -na kiši (wet)..... | 100 kV |
| Udarni atmosferski podnosivi napon, 1.2/50 (Lighting impuls withstand voltage 1.2/50) | |
| -(+) polaritet..... | 270 kV |
| -(-) polaritet..... | 300 kV |
| Minimalna klizna staza (Minimum creepage distance)..... | 950 mm |
| Specificirana mehanička sila (Specified mechanical load) | |
| -vlak (tension)..... | 30 kN |
| -moment savijanja (bending)..... | 1.0 kNm |
| Broj rebara (Number of sheds)..... | 5/4 |
| Masa (mass)..... | 3.6 kg |

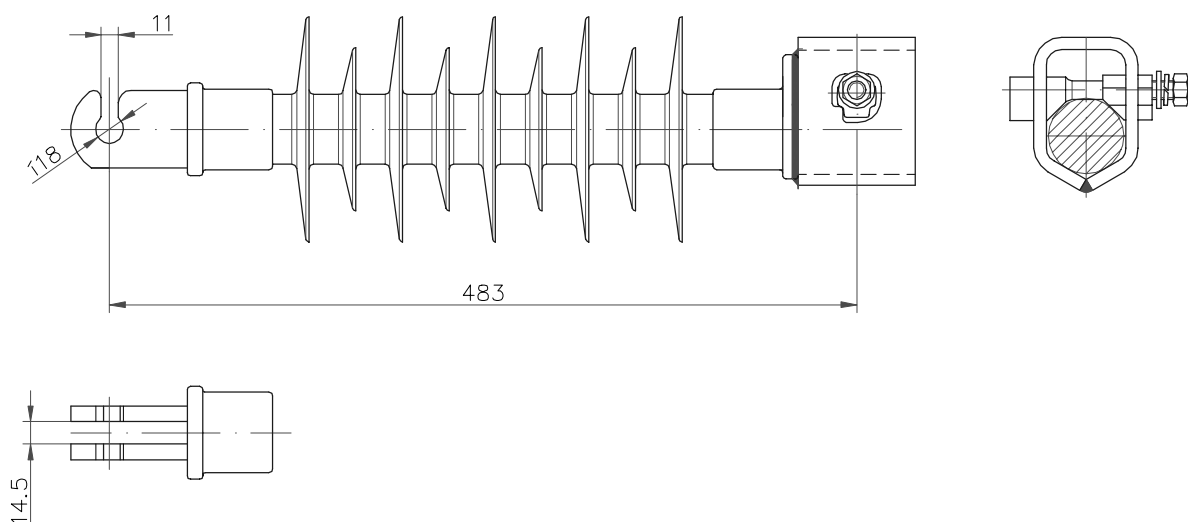
IZOLATOR POTPORE
POST INSULATOR



TEHNIČKI PODACI (TECHNICAL DATA)

| | |
|---|---------|
| Najviši napon mreže (Rated voltage)..... | 25 kV |
| Podnosivi napon kroz 1 min., (Rated withstand voltage 1 min., 50 Hz) | |
| -suho (dry)..... | 150 kV |
| -na kiši (wet)..... | 100 kV |
| Udarni atmosferski podnosivi napon, 1.2/50 (Lighting impuls withstand voltage 1.2/50) | |
| -(+) polaritet..... | 270 kV |
| -(-) polaritet..... | 300 kV |
| Minimalna klizna staza (Minimum creepage distance)..... | 950 mm |
| Specificirana mehanička sila (Specified mechanical load) | |
| -vlak (tension)..... | 30 kN |
| -moment savijanja (bending)..... | 1.0 kNm |
| Broj rebara (Number of sheds)..... | 5/4 |
| Masa (mass)..... | 3.6 kg |

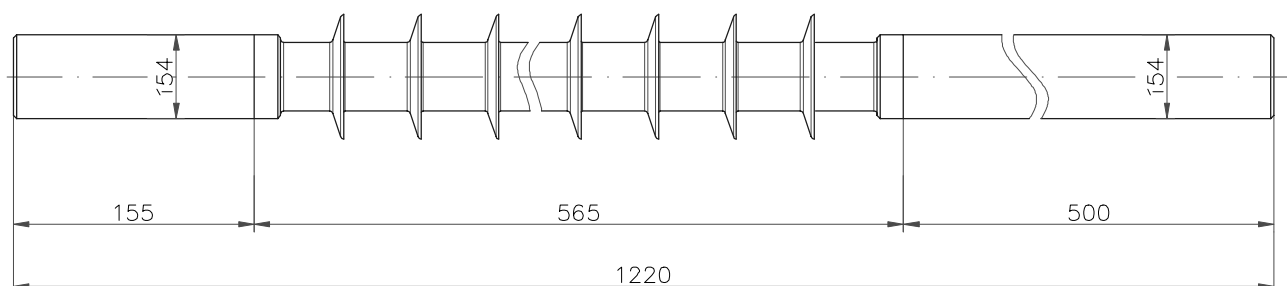
IZOLATOR KOSNIKA ZA CIJEV Ø41, Ø48, Ø51
CANTILEVER INSULATOR FOR TUBE Ø41, Ø48, Ø51



TEHNIČKI PODACI (TECHNICAL DATA)

| | |
|---|---------|
| Najviši napon mreže (Rated voltage)..... | 25 kV |
| Podnosivi napon kroz 1 min., (Rated withstand voltage 1 min., 50 Hz) | |
| -suho (dry)..... | 150 kV |
| -na kiši (wet)..... | 100 kV |
| Udarni atmosferski podnosivi napon, 1.2/50 (Lighting impuls withstand voltage 1.2/50) | |
| -(+) polaritet..... | 270 kV |
| -(-) polaritet..... | 300 kV |
| Minimalna klizna staza (Minimum creepage distance)..... | 950 mm |
| Specificirana mehanička sila (Specified mechanical load) | |
| -vlak (tension)..... | 30 kN |
| -moment savijanja (bending)..... | 1.0 kNm |
| Broj rebara (Number of sheds)..... | 5/4 |
| Masa (mass)..... | 3.6 kg |

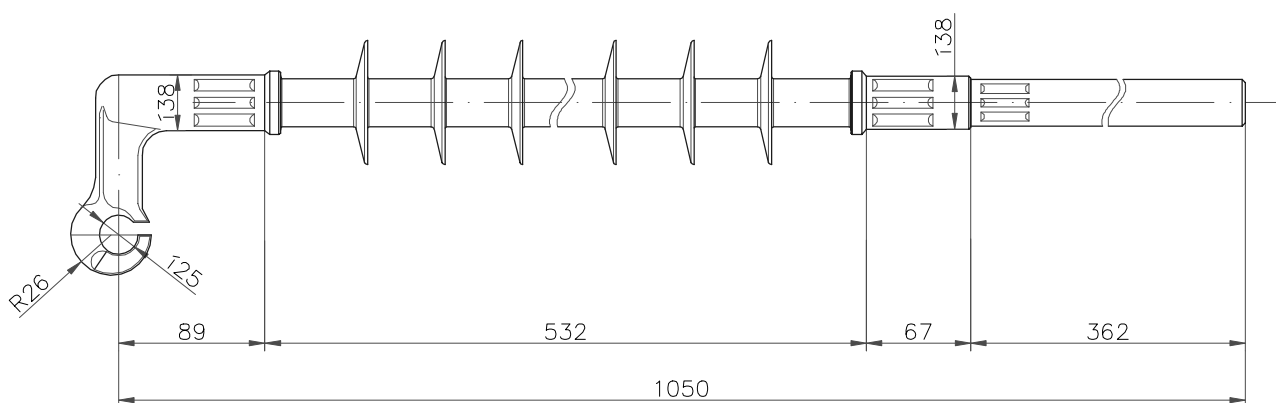
IZOLATOR KONZOLE
CANTILEVER INSULATOR



TEHNIČKI PODACI (TECHNICAL DATA)

| | |
|---|--------|
| Najviši napon mreže (Rated voltage)..... | 25 kV |
| Podnosivi napon kroz 1 min., (Rated withstand voltage 1 min., 50 Hz) | |
| -suho (dry)..... | 130 kV |
| -na kiši (wet)..... | 95 kV |
| Udarni atmosferski podnosivi napon, 1.2/50 (Lighting impuls withstand voltage 1.2/50) | |
| -(+) polaritet..... | 240 kV |
| -(-) polaritet..... | 290 kV |
| Minimalna klizna staza (Minimum creepage distance)..... | 950 mm |
| Specificirana mehanička sila (Specified mechanical load) | |
| -vlak (tension)..... | 100 kN |
| Broj rebara (Number of sheds)..... | 10 |
| Masa (mass)..... | 6.5 kg |

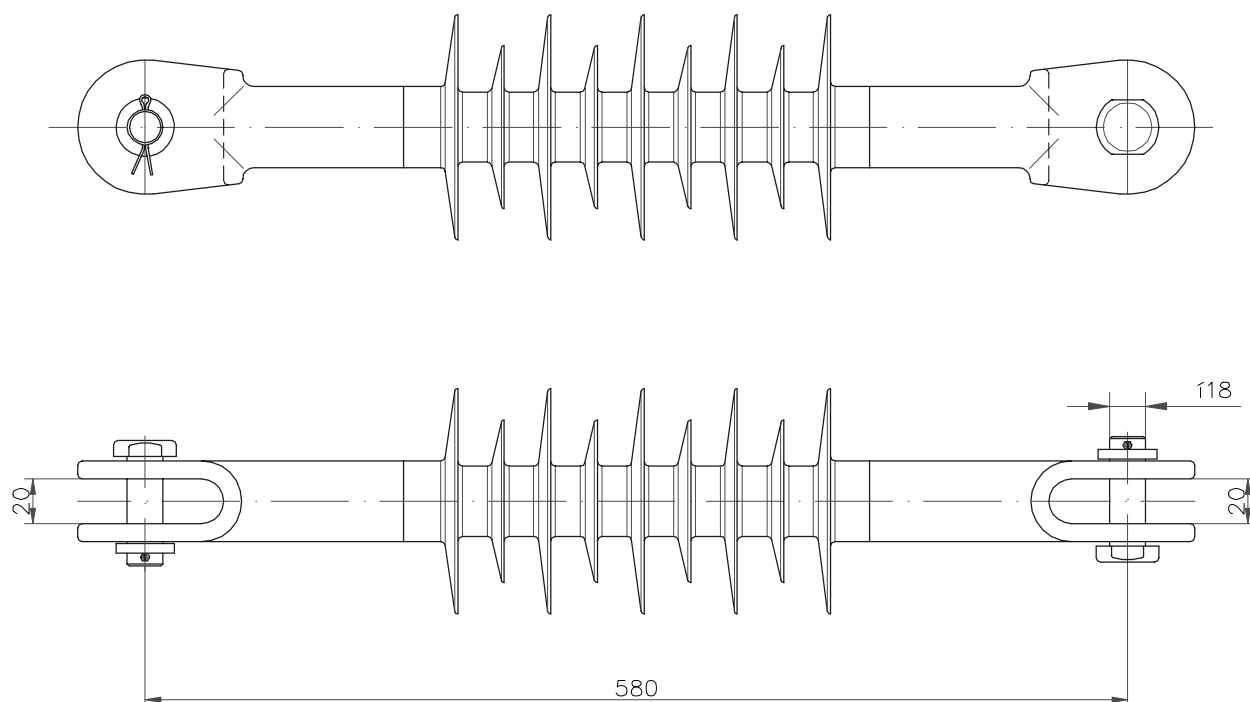
IZOLATOR POLIGONATORA STADY ARM INSULATOR



TEHNIČKI PODACI (TECHNICAL DATA)

| | |
|---|--------|
| Najviši napon mreže (Rated voltage)..... | 25 kV |
| Podnosivi napon kroz 1 min., (Rated withstand voltage 1 min., 50 Hz) | |
| -suho (dry)..... | 150 kV |
| -na kiši (wet)..... | 125 kV |
| Udarni atmosferski podnosivi napon, 1.2/50 (Lighting impuls withstand voltage 1.2/50) | |
| -(+) polaritet..... | 270 kV |
| -(-) polaritet..... | 300 kV |
| Minimalna klizna staza (Minimum creepage distance)..... | 915 mm |
| Specificirana mehanička sila (Specified mechanical load) | |
| -vlak (tension)..... | 6 kN |
| Broj rebara (Number of sheds)..... | 9 |
| Masa (mass)..... | 3.6 kg |

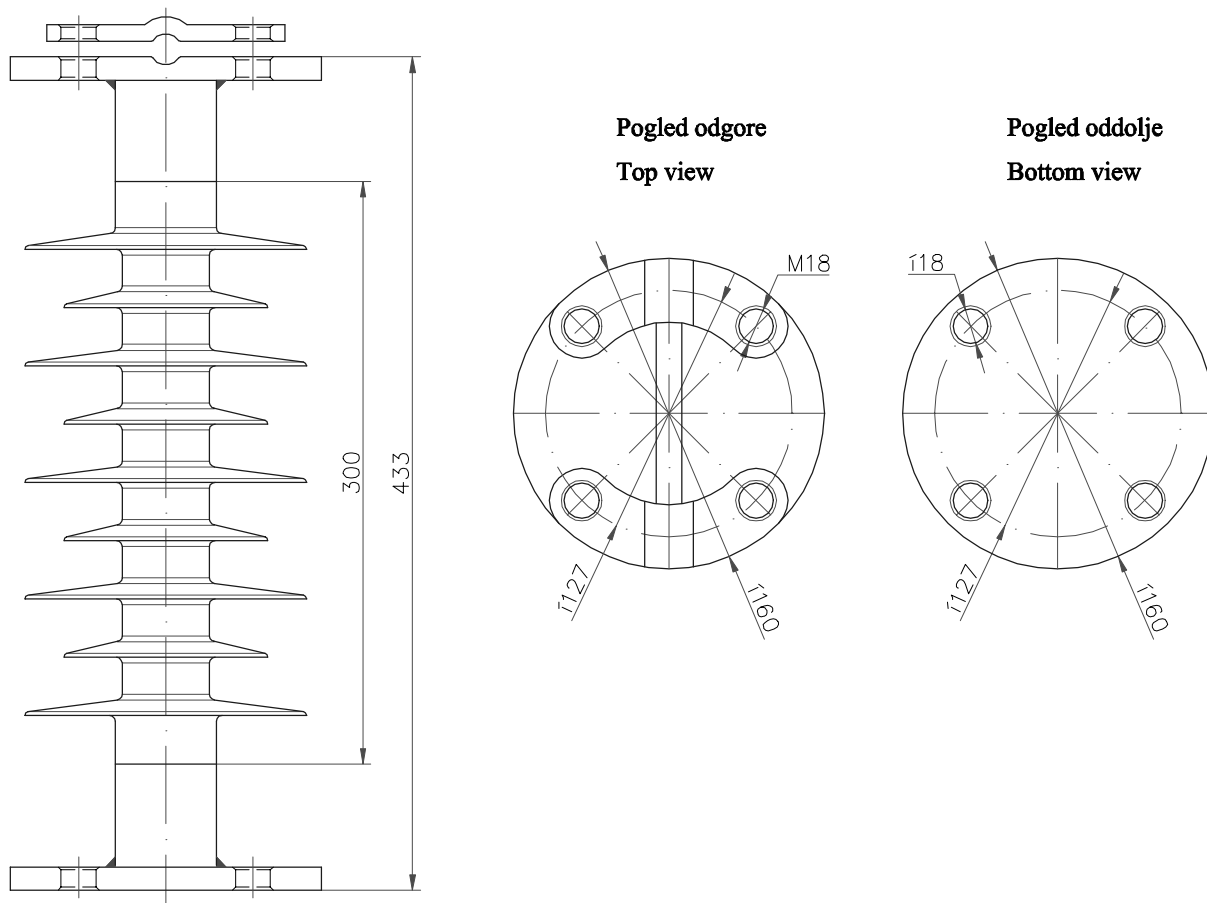
IZOLATOR ZATEGE
TENSION INSULATOR



TEHNIČKI PODACI (TECHNICAL DATA)

| | |
|---|---------|
| Najviši napon mreže (Rated voltage)..... | 25 kV |
| Podnosivi napon kroz 1 min., (Rated withstand voltage 1 min., 50 Hz) | |
| -suho (dry)..... | 150 kV |
| -na kiši (wet)..... | 100 kV |
| Udarni atmosferski podnosivi napon, 1.2/50 (Lighting impuls withstand voltage 1.2/50) | |
| -(+) polaritet..... | 270 kV |
| -(-) polaritet..... | 300 kV |
| Minimalna klizna staza (Minimum creepage distance)..... | 950 mm |
| Specificirana mehanička sila (Specified mechanical load) | |
| -vlak (tension)..... | 30 kN |
| -moment savijanja (bending)..... | 1.0 kNm |
| Broj rebara (Number of sheds)..... | 5/4 |
| Masa (mass)..... | 3.6 kg |

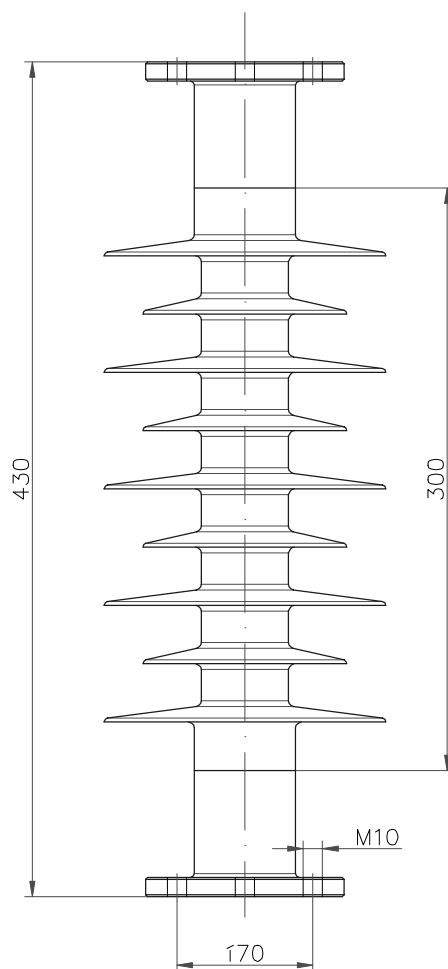
POTPORN IZOLATOR OBILAZNOG VODA
POST INSULATOR



TEHNICKI PODATCI (TECHNICAL DATA)

| | |
|---|---------|
| Najvisi napon mreze (Rated voltage)..... | 25 kV |
| Podnosivi napon kroz 1 min., (Rated withstand voltage 1 min., 50 Hz) | |
| -suho (dry)..... | 135 kV |
| -na kisi (wet)..... | 95 kV |
| Udarni atmosferski podnosivi napon, 1.2/50 (Lighting impuls withstand voltage 1.2/50) | |
| -(+) polaritet..... | 270 kV |
| -(-) polaritet..... | 300 kV |
| Minimalna klizna staza (Minimum creepage distance)..... | 950 mm |
| Specificirana mehanicka sila (Specified mechanical load) | |
| -vlak (tension)..... | 7 kN |
| -moment savijanja (bending)..... | 4.2 kNm |
| Broj rebara (Number of sheds)..... | 5/4 |
| Masa (mass)..... | 6.5 kg |

**IZOLATOR RASTAVLJAČA
SURGE ARRESTER INSULATOR**



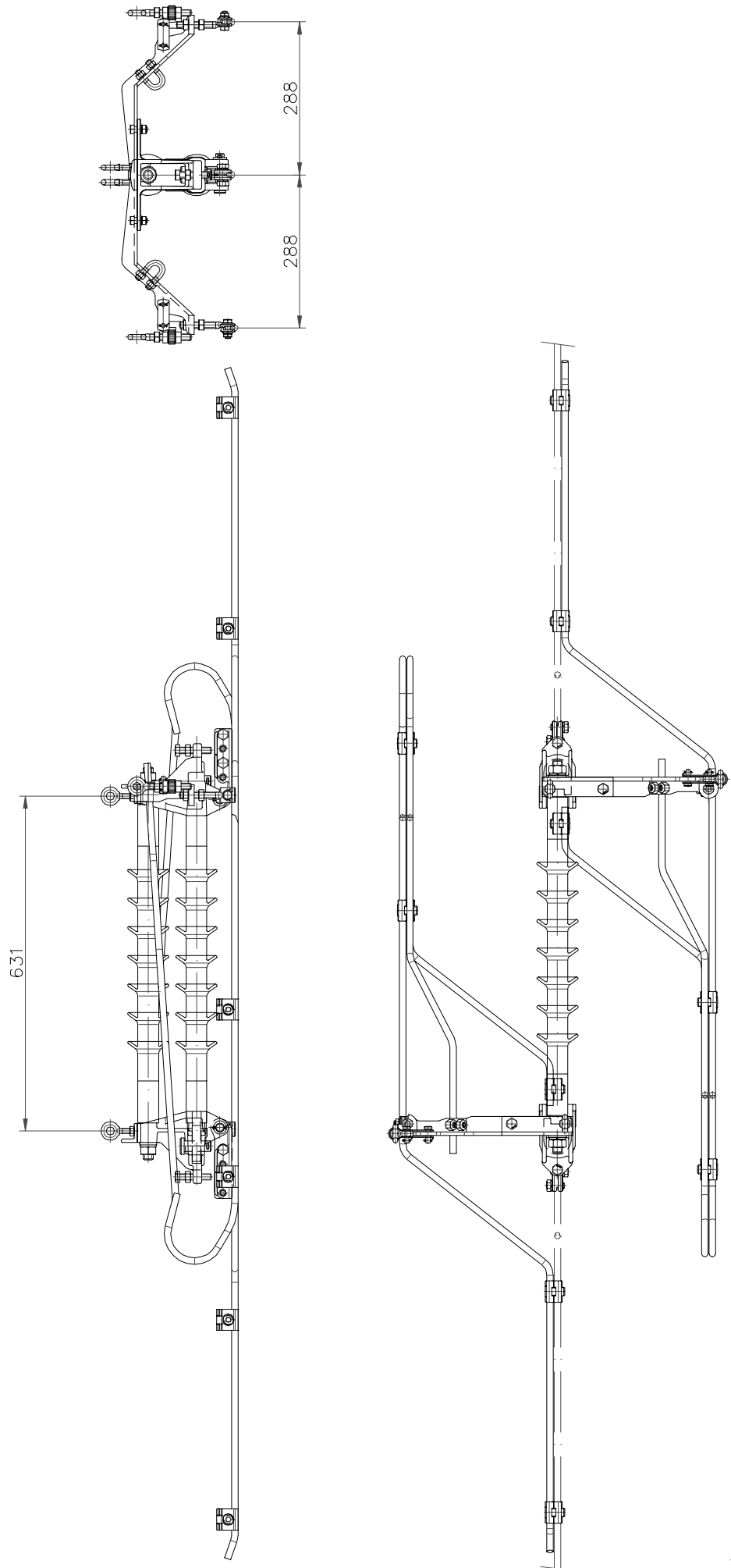
TEHNICKI PODATCI (TECHNICAL DATA)

| | |
|---|---------|
| Najvisi napon mreže (Rated voltage)..... | 25 kV |
| Podnosivi napon kroz 1 min., (Rated withstand voltage 1 min., 50 Hz) | |
| -suho (dry)..... | 135 kV |
| -na kisi (wet)..... | 95 kV |
| Udarni atmosferski podnosivi napon, 1.2/50 (Lighting impuls withstand voltage 1.2/50) | |
| -(+) polaritet..... | 270 kV |
| -(-) polaritet..... | 300 kV |
| Minimalna klizna staza (Minimum creepage distance)..... | 950 mm |
| Specificirana mehanicka sila (Specified mechanical load) | |
| -vlak (tension)..... | 7 kN |
| -moment savijanja (bending)..... | 4.2 kNm |
| Broj rebara (Number of sheds)..... | 5/4 |
| Masa (mass)..... | 3.5 kg |

SEKCIONI IZOLATOR
SECTION INSULATOR

TEHNIČKI PODACI (TECHNICAL DATA)

| | | |
|---|-------|----|
| Napon mreže (Rated voltage)..... | 25 | kV |
| Putna brzina (Operating speed)..... | 200 | km |
| Radna sila zatezanja (Working strenght)..... | 20 | kN |
| Masa (mass)..... | 19,50 | kg |







DALEKOVOD d.d.
Electric Power Company for
Design, Manufacture and Construction

PRODUCTION & COMMERCE
HR-10410 Velika Gorica, Vukomerička bb
C R O A T I A

Tel: ++385 1 6227 202

++385 1 6227 206

++385 1 6228 111

Fax: ++385 1 6227 204

++385 1 6221 199

E-mail: product.dal@dalekovod.hr

www.dalekovod.hr